



**LYNX**<sup>®</sup>

**PRODUCT SPEC BOOK 2025**  
VEHICLE SPECIFICATIONS – ACCESSORIES – APPAREL



# LYNX<sup>®</sup> PRODUCT SPEC BOOK 2025

## VEHICLE SPECIFICATIONS

- 7 Rave GLS
- 8 Rave RE
- 9 Rave RE with Enduro Package
- 10 Adventure
- 11 Adventure Limited
- 12 Adventure LX
- 13 Adventure Electric
- 14 Xterrain
- 15 Xterrain RE
- 16 Brutal RE
- 17 Brutal RE (500 mm)
- 18 Commander
- 19 Commander RE
- 20 Commander Limited
- 21 Shredder
- 22 Shredder RE
- 23 Shredder DS
- 24 49 Ranger
- 25 49 Ranger PRO
- 26 59 Ranger
- 27 59 Ranger PRO
- 28 59 Ranger Alpine
- 29 69 Ranger Alpine
- 30 69 Ranger PRO
- 31 Models and platforms
- 32 Comparison table

## ACCESSORIES

- 37 LinQ accessories
- 38 Accessory bundles
- 40 Storage
- 49 Seats & Accessories
- 52 Wind protection & Mirrors
- 57 Bumpers
- 60 Towing
- 61 Skid plates, Protectors & Reinforcement
- 64 Ergonomics
- 66 Lights
- 67 Electrical
- 70 Rave 120 & 200 Accessories
- 71 59 Ranger & 69 Ranger Alpine Accessories
- 72 Suspension
- 74 Covers
- 76 Skis
- 77 Universal
- 79 Cooling
- 80 Trailing & Covers
- 82 Parts & Performance
- 82 PDrive Pulley Service Kits
- 83 XPS Oils and Maintenance Products
- 85 Tracks and Drive Belts

## APPAREL

- 88 Shell layer comparison chart
- 90 Stamina
- 95 Technology guide: Exo Float Assist
- 96 Technology guide: Sympatex
- 97 Technology guide: Primaloft
- 98 Apparel technologies
- 99 Technology guide: Deep Snow apparel comparison
- 100 Quantum
- 104 Squadron
- 108 How to layer right
- 110 Tec Layer
- 112 Lynx x Svala
- 116 Racing
- 118 Active Wear
- 120 Advex Helmets
- 123 Oxygen Helmets
- 124 Vibe Communication System
- 126 Pyra Helmets
- 127 Exome Helmets
- 128 Radien Helmets
- 129 M-Forge, eLinQ and Fidlock technologies
- 130 Goggles
- 132 Handwear
- 133 Bags
- 134 Headwear
- 136 Sportswear: RE Collection
- 138 Sportswear: Signature Collection
- 140 Sportswear: Premium Collection
- 141 Footwear
- 142 How to measure



**LYNX 2025**

# AT HOME IN THE HARSHEST CONDITIONS

When you come from northern Finland, one thing you have to be is tough.

You can see it in our 2025 lineup, from the trail-hungry Rave GLS to the fierce Brutal RE.

In fact, all of our snowmobiles take the most inhospitable conditions in their stride.

So choose the toughest sleds on the snow, choose Finnish.



# 2025 WHAT'S NEW

THE RACING LEGEND RETURNS



## RAVE GLS 40<sup>TH</sup> ANNIVERSARY EDITION

40 years of trail dominance: Retro meets Turbo in a legendary design inspired by the legendary GLS 3300 model. Unleash power with the most advanced 2-stroke turbo engine ever.

ALL TERRAIN ADVENTURER



## BRUTAL RE EXTREME CROSSOVER SNOWMOBILE

With its turbo power and a monster track, the new Brutal RE can go places no other crossovers dare.

ELEVATE YOUR TRAIL TALES



## ADVENTURE LIMITED TRAIL SNOWMOBILE

Irresistible comfort, top-notch performance and cutting-edge design for demanding trail adventurers. The newborn Adventure Limited takes the adventure to a new level.

THE POWER TO EXPLORE FURTHER



## XTERRAIN RE CROSSOVER SNOWMOBILE

For turbo-charged trail adventures. The Xtterrain RE is the extreme trail crossover that thrills with its unparalleled riding dynamics, boosted with Rotax® turbo power. Kilometer after kilometer.

UNLEASH THE TRAIL BEAST



## ROTAX 850 E-TEC TURBO R ENGINE WITH WATER INJECTION

The most powerful factory-built snowmobile engine, available with Rave GLS 40th Anniversary Edition and Xtterrain RE. Instant acceleration with ferocious, yet seamless power.

UNLOCK NEW ADVENTURES



## 10.25" TOUCHSCREEN DISPLAY WITH BUILT-IN GPS

The 10.25 inch full color touchscreen display has enhanced features like built-in GPS with trail and topographic maps, allowing you to navigate without phone connection. Connect your phone with the BRP Go! app and unlock a world of new winter adventures with extended features.

## NEW NYLON REINFORCED MERINO MATERIAL!

Merino properties with Cordura durability!

**CORDURA**  
Advanced Fabrics

Polyamide  
Cordura Filament

Wool Fibre

By using a special spinning technique, where Cordura filament is twisted around Merino yarn, the result is a groundbreaking durable and lightweight natural Merino base layers.

**Warm, Comfortable (no itch), Extremely Durable, Odour-resistant.**

**Unisex, Slim-fit, Flat seams, Round neckline, Longer hem at the back, UV blocking Merino/Cordura knit**



**LYNX X SVALA  
CORDURA MERINO  
BASE LAYER**



## LED SIGNAL LIGHTS

Add extra safety on trails: signal to other drivers about the sleds behind you or potential danger spots with distinctive colored lights. Available for windscreen or handguards.



## QUANTUM LITE OPS

Experience the no-compromise attitude of the Quantum line in the new Quantum Lite OPS. The flexible shell with 2-ply Sympatex membrane keeps you warm and protected without restricting your movements.



## STAMINA RE JACKET

The original Lynx Stamina provides ultimate protection even in the harshest riding conditions. The 2025 novelty Stamina Trail RE combines the collection's ultra high performance with a cool racing look.

# ROTAX® ENGINES



## ROTAX 2-STROKE ENGINES

Heart-thumping power, lightweight design, proven reliability – E-TEC direct-injection engine technology delivers the most sought-after attributes in the snowmobile industry.

Our lineup of 2-stroke engines now includes the brand-new 600 EFI (Electronic Fuel Injection) engine. Reliable, affordable and easy to use, it's an entry-level engine that far exceeds what you thought an entry-level engine had to be.

With E-TEC engine lineup you also get:

- Industry-leading fuel economy<sup>2</sup>
- Excellent oil economy
- Virtually no smoke or smell
- Light, linear throttle pull
- Automatic summerization process

## 850 E-TEC TURBO R

- 180 hp up to 2400 meters<sup>1</sup>
- World's first factory-built 2-stroke turbo

## 850 E-TEC

- 165 horsepower<sup>1</sup>
- Down to 12.3 L/100 km<sup>2</sup>

## 600R E-TEC

- 125 horsepower<sup>1</sup>
- Down to 11.3 L/100 km<sup>2</sup>

## 600 EFI

- 85 horsepower<sup>1</sup>
- Down to 13.3 L/100 km<sup>2</sup>

E-TEC engines are the best-selling 2-stroke engines in snowmobiling.<sup>4</sup>

## ROTAX ACE™ 4-STROKE ENGINES

With the Advanced Combustion Efficiency (ACE) family of engines, BRP engineers optimized the combustion system, reduced mechanical friction, and freed intake and exhaust breathing. The result is the most efficient engines in snowmobiling. Not only are they efficient, they're a pleasure to operate and own. Very little maintenance is required; they run smoothly and produce a nice, solid – yet quiet – sound.

## 900 ACE TURBO R

- Rotax-designed turbocharger
- 180 horsepower<sup>1</sup>
- Cable-activated throttle with reconfigured iTC

## 900 ACE TURBO – 130 WITH iTC

- 130 horsepower<sup>1</sup>
- Down to 12.1 L/100 km<sup>3</sup>

## 900 ACE WITH iTC

- 3 cylinders
- 95 horsepower<sup>1</sup>
- Down to 10.8 L/100 km<sup>3</sup>

## 600 ACE WITH iTC

- 2 cylinders
- 62 horsepower<sup>1</sup>
- Down to 8 L/100 km – the most fuel-efficient in the entire industry<sup>3</sup>

ACE engines are the best-selling 4-stroke engines in snowmobiling.<sup>4</sup>

## INTELLIGENT THROTTLE CONTROL

Standard on the ACE engines, the iTC™ system delivers a whole different snowmobiling experience.

- **Driving Modes:** A button on the console enables you to select one of three driving modes. Standard mode ensures a smooth start and linear acceleration; Sport enables full performance and quicker acceleration; ECO® limits top speed and acceleration rates for a more relaxed, fuel-conserving ride.
- **Finger Throttle** (only on 600 ACE and 900 ACE engines without Turbo): The throttle block can be rotate forward for use as a finger throttle, if preferred. Great for changing hand positions on a long ride and for more control through bumps.

<sup>1</sup> Observed metric horsepower based on internal dyno test performed in optimal conditions.

<sup>2</sup> Data based on internal engineering trail testing.

<sup>3</sup> Data based on internal engineering trail testing in ECO mode.

<sup>4</sup> Based on retail sale results as of December 31, 2019.



Experience the advantage of XPS. Oil and care products engineered to extend the life of your ride, tested in the world's harshest conditions, and designed to optimize your vehicle's performance. Learn more at [XPSlubricants.com](https://www.xpslubricants.com)

# RAVE GLS



## ROTAX® ENGINE

### 850 E-TEC Turbo R

#### Engine details

Liquid-cooled, two-stroke, turbocharged, water injection system, 3-D R.A.V.E.™

Cylinders	2
Displacement	849 cc
Bore	82 mm
Stroke	80.4 mm
Maximum engine speed	7900 RPM
Carburation	Electronic Direct Injection with additional booster injectors
Recommended fuel type	Unleaded
Minimum octane	95
Fuel tank	37 liters
Oil tank capacity (2-stroke)	3.4 liters

## POWERTRAIN

Drive clutch type	pDrive with clickers
Driven clutch type	QRS
Brake system	RS brake with 4 piston caliber, adjustable brake lever, aluminium master cylinder


## DRY WEIGHT

Dry weight	241 kg
------------	--------

## FEATURES

Frame	Radien <sup>2</sup>
Skis	Blade XC+
Seating	Sport, 1-up
Handlebar	U-type aluminium with hooks
Riser block height	90 mm
Starter	Manual with SHOT
Reverse	RER

## COLOUR

 Race Orange / Black

## DIMENSIONS

Vehicle overall length*	3040 mm
Vehicle overall width	1270 mm
Vehicle overall height	1140 mm
Ski stance	1097 mm
Track nominal width	381 mm
Track nominal length	3487 mm
Track profile height	38 mm Ice Ripper XT studded

## SUSPENSION

Front suspension	LFS+
Front shock	KYB PRO 46 HLCR Kashima
Rear suspension	PPS <sup>3</sup>
Center shock	KYB PRO 46 HLCR Kashima
Rear shock	KYB PRO 46 HLCR Kashima

\* Vehicle overall length without snowflap.

# RAVE RE



Trail



Viper Red/Black

## ROTAX® ENGINE

### 600R E-TEC

### 850 E-TEC

Engine details	Liquid-cooled, two-stroke, 3-D R.A.V.E.™	
Cylinders	2	
Displacement	599.4 cc	849 cc
Bore	72.3 mm	82 mm
Stroke	73 mm	80.4 mm
Maximum engine speed	8100 RPM	7900 RPM
Carburation	Electronic Direct Injection	Electronic Direct Injection with additional booster injectors
Recommended fuel type	Unleaded	
Minimum octane	95	
Fuel tank	37 liters	
Oil tank capacity (2-stroke)	3.4 liters	

## COLOUR

Viper Red/Black

## DIMENSIONS

Vehicle overall length*	3040 mm
Vehicle overall width	1270 mm
Vehicle overall height	1140 mm
Ski stance	1097 mm
Track nominal width	381 mm
Track nominal length	3487 mm
Track profile height	41 mm Cobra 38 mm Ice Ripper XT studded (spring only)

## POWERTRAIN

Drive clutch type	pDrive with clickers
Driven clutch type	QRS
Brake system	RS brake with 4 piston caliber, adjustable brake lever, aluminium master cylinder

## DRY WEIGHT

Dry weight	220 kg	231 kg
------------	--------	--------

## SUSPENSION

Front suspension	LFS+
Front shock	KYB PRO 46 HLCR Kashima
Rear suspension	PPS <sup>3</sup>
Center shock	KYB PRO 46 HLCR Kashima
Rear shock	KYB PRO 46 HLCR Kashima

## FEATURES

Frame	Radien <sup>2</sup>
Skis	Blade XC+
Seating	Sport, 1-up
Handlebar	U-type aluminium with hooks
Riser block height	90 mm
Starter	Manual Electric (spring only)
Reverse	RER

Heated throttle lever	Standard
Heated grips	Standard
Gauge	7.2" wide digital display / 10.25" Touchscreen Display (spring only)
Windshield	Low
USB power outlet	Yes, in front compartment
LinQ attachment	2 pairs

\* Vehicle overall length without snowflap.



# RAVE RE WITH ENDURO PACKAGE



## ROTAX® ENGINE

### 600R E-TEC

Engine details	Liquid-cooled, two-stroke, 3-D R.A.V.E.™
Cylinders	2
Displacement	599.4 cc
Bore	72.3 mm
Stroke	73 mm
Maximum engine speed	8100 RPM
Carburation	Electronic Direct Injection
Recommended fuel type	Unleaded
Minimum octane	95
Fuel tank	37 liters
Oil tank capacity (2-stroke)	3.4 liters

## POWERTRAIN

Drive clutch type	pDrive with clickers
Driven clutch type	QRS
Brake system	RS brake with 4 piston caliber, adjustable brake lever, aluminium master cylinder

## DRY WEIGHT

Dry weight	219 kg
------------	--------

## FEATURES

Frame	Radien <sup>2</sup>
Skis	Blade XC+
Seating	Sport, 1-up
Handlebar	U-type aluminium with hooks
Riser block height	90 mm
Starter	Manual
Reverse	RER

Heated throttle lever	Standard
Heated grips	Standard
Gauge	7.2" wide digital display
Windshield	Low
USB power outlet	Yes, in front compartment
LinQ attachment	1 pair

## COLOUR



Viper Red/Black

## DIMENSIONS

Vehicle overall length*	2920 mm
Vehicle overall width	1270 mm
Vehicle overall height	1140 mm
Ski stance	1097 mm
Track nominal width	381 mm
Track nominal length	3269 mm
Track profile height	41 mm Cobra

## SUSPENSION

Front suspension	LFS+
Front shock	KYB PRO 46 HLCR Kashima
Rear suspension	PPS <sup>3</sup>
Center shock	KYB PRO 46 HLCR Kashima
Rear shock	KYB PRO 46 HLCR Kashima

\* Vehicle overall length without snowflap.

# ADVENTURE



Trail  
+ Family Fun



## ROTAX® ENGINE

### 600 ACE

Engine details	Liquid-cooled, four-stroke D.O.H.C.
Cylinders	2
Displacement	600 cc
Bore	74 mm
Stroke	69.7 mm
Maximum engine speed	7250 RPM
Carburation	EFI
Recommended fuel type	Unleaded
Minimum octane	95
Fuel tank	37 liters

## COLOUR

 Viper Red / Black

## DIMENSIONS

Vehicle overall length*	3160 mm
Vehicle overall width	1280 mm
Vehicle overall height	1280 mm
Ski stance	1097 mm
Track nominal width	381 mm
Track nominal length	3705 mm
Track profile height	41 mm Cobra

## POWERTRAIN

Drive clutch type	eDrive II
Driven clutch type	QRS
Brake system	Hydraulic brake with braided steel brake line, aluminium master cylinder

## SUSPENSION

Front suspension	LFS+
Front shock	KYB 36
Rear suspension	PPS <sup>3</sup>
Center shock	KYB 36
Rear shock	KYB 36

## DRY WEIGHT

Dry weight	227 kg
------------	--------

## FEATURES

Frame	Radien-X	Heated grips	Standard
Skis	Blade DS+	Gauge	4.5" digital display
Seating	Sport, 1-up	Windshield	Medium with side deflectors
Handlebar	U-type steel with hooks	Visor Plug front / rear	Front
Riser block height	120 mm	USB power outlet	Yes, in front compartment
Starter	Electric	Air radiator with fan	
Reverse	Mechanical	LinQ attachment	2 pairs
Heated throttle lever	Standard		

\* Vehicle overall length without snowflap.

# ADVENTURE LIMITED



Trail  
+ Family Fun



## ROTAX® ENGINE

	900 ACE	900 ACE Turbo
<b>Engine details</b>	Liquid-cooled, four-stroke D.O.H.C.	Liquid-cooled, four-stroke D.O.H.C., turbocharged
<b>Cylinders</b>	3	
<b>Displacement</b>	899.0 cc	
<b>Bore</b>	74 mm	
<b>Stroke</b>	69.7 mm	
<b>Maximum engine speed</b>	7250 RPM	7750 RPM
<b>Carburation</b>	EFI	
<b>Recommended fuel type</b>	Unleaded	
<b>Minimum octane</b>	95	
<b>Fuel tank</b>	37 liters	

## POWERTRAIN

<b>Drive clutch type</b>	pDrive
<b>Driven clutch type</b>	QRS
<b>Brake system</b>	Hydraulic brake with braided steel brake line, aluminium master cylinder

## DRY WEIGHT

<b>Dry weight</b>	247 kg (1 up) 258 kg (2 up)	252 kg (1 up) 263 kg (2 up)
-------------------	--------------------------------	--------------------------------

## FEATURES

<b>Frame</b>	Radien <sup>2</sup>
<b>Skis</b>	Blade DS+
<b>Seating</b>	Sport, 1-up or 2-up heated
<b>Handlebar</b>	U-type steel with hooks
<b>Riser block height</b>	120 mm
<b>Starter</b>	Electric
<b>Reverse</b>	Electromechanical
<b>Heated throttle lever</b>	Standard

## COLOUR

 Noble Bronze / Black

## DIMENSIONS

<b>Vehicle overall length*</b>	3180 mm
<b>Vehicle overall width</b>	1280 mm
<b>Vehicle overall height</b>	1320 mm
<b>Ski stance</b>	1097 mm
<b>Track nominal width</b>	381 mm
<b>Track nominal length</b>	3705 mm
<b>Track profile height</b>	41 mm Cobra

## SUSPENSION

<b>Front suspension</b>	LFS+
<b>Front shock</b>	KYB 36 Plus R
<b>Rear suspension</b>	PPS <sup>5</sup>
<b>Center shock</b>	KYB 36 Plus Kashima
<b>Rear shock</b>	KYB 46 Plus Kashima

\* Vehicle overall length without snowflap.

# ADVENTURE LX



Family Fun  
+ Trail



Viper Red / Black

## ROTAX® ENGINE

### 600 ACE

Engine details	Liquid-cooled, four-stroke D.O.H.C.
Cylinders	2
Displacement	600 cc
Bore	74 mm
Stroke	69.7 mm
Maximum engine speed	7250 RPM
Carburation	EFI
Recommended fuel type	Unleaded
Minimum octane	95
Fuel tank	37 liters

## COLOUR

Viper Red / Black

## DIMENSIONS

Vehicle overall length*	3060 mm
Vehicle overall width	1280 mm
Vehicle overall height	1470 mm
Ski stance	1097 mm
Track nominal width	381 mm
Track nominal length	3487 mm
Track profile height	32 mm Ripsaw

## POWERTRAIN

Drive clutch type	eDrive II
Driven clutch type	QRS
Brake system	Hydraulic brake with braided steel brake line, aluminium master cylinder

## SUSPENSION

Front suspension	LFS+
Front shock	KYB 36
Rear suspension	PPS <sup>3</sup>
Center shock	KYB 36
Rear shock	KYB 36

## DRY WEIGHT

Dry weight	240 kg
------------	--------

## FEATURES

Frame	Radien-X	Heated grips	Standard
Skis	Blade DS+	Gauge	4.5" digital display
Seating	2-up	Windshield	Extra high with side deflectors
Handlebar	U-type steel with hooks	Visor Plug front / rear	Front
Riser block height	120 mm	USB power outlet	Yes, in front compartment
Starter	Electric	Air radiator with fan	Yes
Reverse	Mechanical	LinQ attachment	1 pair
Heated throttle lever	Standard		

\* Vehicle overall length without snowflap.

# ADVENTURE ELECTRIC



Family Fun  
+ Trail



## PACKAGE HIGHLIGHTS

- The Adventure Electric is the first in a line of electric snowmobiles to be powered by the proprietary ROTAX E-POWER technology on Radian<sup>2</sup> platform.
- Specifically designed to minimize the cost of ownership for the tour operators, starting with its price.
- Tour operators can offer a zero-emission experience to their customers and have access to eco-sensitive environments.
- Provides a unique riding experience because it's easy to operate and less intimidating. More inviting to rediscover the spectacular winter landscape and enjoy the outdoors like never before!
- Range is optimized for short guided tour circuits, with fast automotive-standard level 2 charging for quick return to operations.
- Recharge time with level 2 standard is 90 minutes to recharge the battery from 10% to 80%.
- Features a 10.25" in touchscreen digital display with simple easy-to-read instructions.
- Tour operators will have access to speed limitation options for inexperienced riders.
- Features 585 mm tall windshield and LED lighting.

### MOTOR

ROTAX E-POWER

### BATTERY

Battery	Integrated lithium-ion
Charger type	On-board charger, level 2
Connector	J1772 type 2
Charging time	1.5 h for 10%-80%. Less than 3 h for 0-100%

### POWERTRAIN

Transmission	Clutchless direct drive with chaincase
Drive sprocket pitch	73 mm

### DRY WEIGHT

Dry weight	245 kg
------------	--------

### FEATURES

Frame	Radian <sup>2</sup>
Skis	Pilot 5.7 SLT
Seating	2-up
Handlebar	Standard with J-hooks
Riser block height	120 mm
Starter	Electric

### COLOUR

Viper Red / Bright White

### DIMENSIONS

Vehicle overall length*	2940 mm
Vehicle overall width	1250 mm
Vehicle overall height	1470 mm
Ski stance	1097 mm
Track nominal width	356 mm
Track nominal length	3048 mm
Track profile height	19 mm High-Efficiency

### SUSPENSION

Front suspension	LFS+
Front shock	Motion Control
Rear suspension	Revised SC-5
Center shock	Motion Control
Rear shock	KYB 36

\* Vehicle overall length without snowflap.

# XTERRAIN



On & Off Trail  
+ Trail  
+ Family Fun



## ROTAX® ENGINE

	600R E-TEC	600 EFI
<b>Engine details</b>	Liquid-cooled, two-stroke, 3-D R.A.V.E.™	Liquid-cooled, two-stroke
<b>Cylinders</b>	2	
<b>Displacement</b>	599.4 cc	
<b>Bore</b>	72.3 mm	
<b>Stroke</b>	73 mm	
<b>Maximum engine speed</b>	8100 RPM	7500 RPM
<b>Carburation</b>	Electronic Direct Injection	EFI
<b>Recommended fuel type</b>	Unleaded	
<b>Minimum octane</b>	95	
<b>Fuel tank</b>	37 liters	
<b>Oil tank capacity (2-stroke)</b>	3.4 liters	

## POWERTRAIN

<b>Drive clutch type</b>	pDrive with clickers	pDrive
<b>Driven clutch type</b>	QRS	
<b>Brake system</b>	Hydraulic brake with braided steel brake line, aluminium master cylinder	

## DRY WEIGHT

<b>Dry weight</b>	220 kg	221 kg
-------------------	--------	--------

## FEATURES

<b>Frame</b>	Radien <sup>2</sup> (600R) Radien (600 EFI)	<b>Heated throttle lever</b>	Standard
<b>Skis</b>	Blade XC+	<b>Heated grips</b>	Standard
<b>Seating</b>	Sport, 1-up	<b>Gauge</b>	4.5" digital display
<b>Handlebar</b>	U-type aluminium with hooks, low grab handle	<b>Windshield</b>	Low
<b>Riser block height</b>	120 mm	<b>Visor Plug front / rear</b>	Front
<b>Starter</b>	Electric and manual	<b>USB power outlet</b>	Yes, in front compartment
<b>Reverse</b>	RER	<b>LinQ attachment</b>	2 pairs



## COLOUR

Race Orange / Black

## DIMENSIONS

<b>Vehicle overall length*</b>	3180 mm
<b>Vehicle overall width</b>	1270 mm
<b>Vehicle overall height</b>	1280 mm
<b>Ski stance</b>	1097 mm
<b>Track nominal width</b>	406 mm
<b>Track nominal length</b>	3705 mm
<b>Track profile height</b>	51 mm PowderMax

## SUSPENSION

<b>Front suspension</b>	LFS+
<b>Front shock</b>	KYB 36
<b>Rear suspension</b>	PPS <sup>3</sup>
<b>Center shock</b>	KYB 36
<b>Rear shock</b>	KYB 36

\* Vehicle overall length without snowflap.

# XTERRAIN RE



Trail  
+ On & Off Trail



Viper Red / Black  
Black (spring only on  
Turbo models)

## ROTAX® ENGINE

	850 E-TEC	850 E-TEC Turbo R	900 ACE Turbo R
<b>Engine details</b>	Liquid-cooled, two-stroke, 3-D R.A.V.E.™	Liquid-cooled, two-stroke, turbo-charged, water injection system, 3-D R.A.V.E.™	Liquid-cooled, four-stroke D.O.H.C., turbo-charged
<b>Cylinders</b>	2		3
<b>Displacement</b>	849 cc		899.0 cc
<b>Bore</b>	82 mm		74 mm
<b>Stroke</b>	80.4 mm		69.7 mm
<b>Maximum engine speed</b>	7900 RPM		
<b>Carburation</b>	Electronic Direct Injection with additional booster injectors		EFI
<b>Recommended fuel type</b>	Unleaded		
<b>Minimum octane</b>	95		
<b>Fuel tank</b>	37 liters		
<b>Oil tank capacity (2-stroke)</b>	3.4 liters		

## POWERTRAIN

<b>Drive clutch type</b>	pDrive with clickers	pDrive
<b>Driven clutch type</b>	QRS	
<b>Brake system</b>	Hydraulic brake with braided steel brake line, aluminium master cylinder	

## DRY WEIGHT

<b>Dry weight</b>	244 kg	253 kg	260 kg
-------------------	--------	--------	--------

## FEATURES

<b>Frame</b>	Radien <sup>2</sup>
<b>Skis</b>	Blade XC+
<b>Seating</b>	Sport, 1-up
<b>Handlebar</b>	U-type aluminium with hooks, low grab handle
<b>Riser block height</b>	120 mm
<b>Starter</b>	Electric and manual (850) SHOT (850 Turbo) Electric (900 Turbo)
<b>Reverse</b>	RER Electromechanical (900 Turbo)

## COLOUR

## DIMENSIONS

<b>Vehicle overall length*</b>	3150 mm
<b>Vehicle overall width</b>	1270 mm
<b>Vehicle overall height</b>	1260 mm
<b>Ski stance</b>	1097 mm
<b>Track nominal width</b>	406 mm 381 mm (studded)
<b>Track nominal length</b>	3705 mm
<b>Track profile height</b>	51 mm PowderMax 41 mm Ice Cobra studded (spring only)

## SUSPENSION

<b>Front suspension</b>	LFS+
<b>Front shock</b>	KYB PRO 46 HLCR Kashima
<b>Rear suspension</b>	PPS <sup>3</sup>
<b>Center shock</b>	KYB PRO 46 HLCR Kashima
<b>Rear shock</b>	KYB PRO 46 HLCR Kashima

<b>Heated throttle lever</b>	Standard
<b>Heated grips</b>	Standard
<b>Gauge</b>	7.2" wide digital display / 10.25" Touchscreen Display (spring only)
<b>Windshield</b>	Low
<b>Visor Plug front / rear</b>	Front
<b>USB power outlet</b>	Yes, in front compartment
<b>LinQ attachment</b>	2 pairs

\* Vehicle overall length without snowflap.

# BRUTAL RE



Deep Snow  
+ Steep and deep  
+ On & Off Trail



Viper Red / Black  
Black (spring only on  
Turbo models)

## ROTAX® ENGINE

	850 E-TEC	900 ACE Turbo R
<b>Engine details</b>	Liquid-cooled, two-stroke, 3-D R.A.V.E.™	Liquid-cooled, four-stroke D.O.H.C., turbo-charged
<b>Cylinders</b>	2	3
<b>Displacement</b>	849 cc	899.0 cc
<b>Bore</b>	82 mm	74 mm
<b>Stroke</b>	80.4 mm	69.7 mm
<b>Maximum engine speed</b>	7900 RPM	
<b>Carburation</b>	Electronic Direct Injection with additional booster injectors	EFI
<b>Recommended fuel type</b>	Unleaded	
<b>Minimum octane</b>	95	
<b>Fuel tank</b>	37 liters	
<b>Oil tank capacity (2-stroke)</b>	3.4 liters	

## POWERTRAIN

<b>Drive clutch type</b>	pDrive with clickers	pDrive
<b>Driven clutch type</b>	QRS	
<b>Brake system</b>	Hydraulic brake with braided steel brake line, aluminium master cylinder	

## DRY WEIGHT

<b>Dry weight</b>	252 kg	264 kg
-------------------	--------	--------

## FEATURES

<b>Frame</b>	Radien <sup>2</sup>	<b>Heated throttle lever</b>	Standard
<b>Skis</b>	Blade DS+	<b>Heated grips</b>	Standard
<b>Seating</b>	Sport, 1-up	<b>Gauge</b>	7.2" wide digital display / 10.25" Touchscreen Display (spring only)
<b>Handlebar</b>	U-type aluminium with hooks, low grab handle	<b>Windshield</b>	Low
<b>Riser block height</b>	120 mm	<b>Visor Plug front / rear</b>	Front
<b>Starter</b>	Electric and manual (850) Electric (900 Turbo)	<b>USB power outlet</b>	Yes, in front compartment
<b>Reverse</b>	RER (850) Electromechanical (900 Turbo)	<b>Air radiator with fan</b>	Yes
		<b>LinQ attachment</b>	2 pairs

\* Vehicle overall length without snowflap.



# BRUTAL RE (500 mm)



Deep Snow  
+ Steep and deep  
+ On & Off Trail



Viper Red / Black  
Black (spring only on  
Turbo models)

ROTAX® ENGINE	850 E-TEC	900 ACE Turbo R
<b>Engine details</b>	Liquid-cooled, two-stroke, 3-D R.A.V.E.™	Liquid-cooled, four-stroke D.O.H.C., turbo-charged
<b>Cylinders</b>	2	3
<b>Displacement</b>	849 cc	899.0 cc
<b>Bore</b>	82 mm	74 mm
<b>Stroke</b>	80.4 mm	69.7 mm
<b>Maximum engine speed</b>	7900 RPM	
<b>Carburation</b>	Electronic Direct Injection with additional booster injectors	EFI
<b>Recommended fuel type</b>	Unleaded	
<b>Minimum octane</b>	95	
<b>Fuel tank</b>	42 liters	
<b>Oil tank capacity (2-stroke)</b>	3.4 liters	

POWERTRAIN		
<b>Drive clutch type</b>	pDrive with clickers	pDrive
<b>Driven clutch type</b>	QRS	
<b>Brake system</b>	Hydraulic brake with braided steel brake line, aluminium master cylinder	

DRY WEIGHT		
<b>Dry weight</b>	259 kg	283 kg

FEATURES		
<b>Frame</b>	Raden-X	
<b>Skis</b>	Blade DS+	
<b>Seating</b>	Brutal, 1-up	
<b>Handlebar</b>	U-type aluminium with hooks, low grab handle	
<b>Riser block height</b>	120 mm	
<b>Starter</b>	Electric and manual (850) Electric (900 Turbo)	
<b>Reverse</b>	RER (850) Electromechanical (900 Turbo)	

COLOUR	
<b>Vehicle overall length*</b>	3300 mm
<b>Vehicle overall width</b>	1200 mm
<b>Vehicle overall height</b>	1230 mm
<b>Ski stance</b>	996 mm
<b>Track nominal width</b>	500 mm
<b>Track nominal length</b>	3923 mm
<b>Track profile height</b>	60 mm PowderMax

DIMENSIONS	
<b>Vehicle overall length*</b>	3300 mm
<b>Vehicle overall width</b>	1200 mm
<b>Vehicle overall height</b>	1230 mm
<b>Ski stance</b>	996 mm
<b>Track nominal width</b>	500 mm
<b>Track nominal length</b>	3923 mm
<b>Track profile height</b>	60 mm PowderMax

SUSPENSION	
<b>Front suspension</b>	LFS+
<b>Front shock</b>	KYB PRO 36 EA-3 R Kashima
<b>Rear suspension</b>	EasyRide+
<b>Center shock</b>	KYB 46 Plus Kashima
<b>Rear shock</b>	KYB PRO 46 EA-3 R Kashima

<b>Heated throttle lever</b>	Standard
<b>Heated grips</b>	Standard
<b>Gauge</b>	7.2" wide digital display / 7.8" panorama display (spring only)
<b>Windshield</b>	Low
<b>Visor Plug front / rear</b>	Front
<b>USB power outlet</b>	Yes, in front compartment
<b>Air radiator with fan</b>	Yes
<b>LinQ attachment</b>	Multi-LinQ plate

\* Vehicle overall length without snowflap.

# COMMANDER



- On & Off Trail  
 + Utility  
 + Mountain / Deep Snow  
 + Family Fun



ROTAX® ENGINE	600R E-TEC	900 ACE	900 ACE Turbo	COLOUR	Scandie Blue / Black
<b>Engine details</b>	Liquid-cooled, two-stroke, 3-D R.A.V.E.™	Liquid-cooled, four-stroke D.O.H.C.	Liquid-cooled, four-stroke D.O.H.C., turbo-charged	<b>DIMENSIONS</b>	
<b>Cylinders</b>	2	3		<b>Vehicle overall length*</b>	3240 mm
<b>Displacement</b>	599.4 cc	899.0 cc		<b>Vehicle overall width</b>	1200 mm
<b>Bore</b>	72.3 mm	74 mm		<b>Vehicle overall height</b>	1500 mm
<b>Stroke</b>	73 mm	69.7 mm		<b>Ski stance</b>	996 mm
<b>Maximum engine speed</b>	8100 RPM	7250 RPM	7750 RPM	<b>Track nominal width</b>	500 mm
<b>Carburation</b>	Electronic Direct Injection	EFI		<b>Track nominal length</b>	3923 mm
<b>Recommended fuel type</b>	Unleaded	Unleaded		<b>Track profile height</b>	44 mm PowderMax
<b>Minimum octane</b>	95	95		<b>DRY WEIGHT</b>	
<b>Fuel tank</b>	42 liters			<b>Dry weight</b>	265 kg (600R E-TEC) 277 kg (900 ACE) 289 kg (900 ACE Turbo)
<b>Oil tank capacity (2-stroke)</b>	3.4 liters			<b>SUSPENSION</b>	
<b>POWERTRAIN</b>					
<b>Gearbox</b>	2F/N/R with push-button reverse				
<b>Drive clutch type</b>	pDrive with clickers	pDrive with slider shoes	pDrive		
<b>Driven clutch type</b>	QRS				
<b>Brake system</b>	Hydraulic brake with braided steel brake line, aluminium master cylinder				
<b>FEATURES</b>					
<b>Frame</b>	Radien-X		<b>Heated throttle lever</b>	Standard	
<b>Skis</b>	Blade DS+		<b>Heated grips</b>	Standard	
<b>Seating</b>	Modular, 1-up		<b>Gauge</b>	4.5" digital display	
<b>Handlebar</b>	U-type steel with hooks, low grab handle		<b>Windshield</b>	Extra high with side deflectors	
<b>Riser block height</b>	145 mm		<b>Hitch</b>	Standard	
<b>Starter</b>	Electric and manual (E-TEC) Electric (ACE)		<b>Visor Plug front / rear</b>	Front	
<b>Reverse</b>	RER (E-TEC) Electromechanical (ACE)		<b>USB power outlet</b>	Front	
			<b>Air radiator with fan</b>	Yes	
			<b>LinQ attachment</b>	Multi-LinQ plate	

\* Vehicle overall length without snowflap.

# COMMANDER RE



- On & Off Trail  
 + Mountain / Deep Snow  
 + Utility  
 + Family Fun



## ROTAX® ENGINE

### 900 ACE Turbo R

Engine details	Liquid-cooled, four-stroke D.O.H.C., turbocharged
Cylinders	3
Displacement	899.0 cc
Bore	74 mm
Stroke	69.7 mm
Maximum engine speed	7900 RPM
Carburation	EFI
Recommended fuel type	Unleaded
Minimum octane	95
Fuel tank	42 liters

## POWERTRAIN

Gearbox	2F/N/R with push-button reverse
Drive clutch type	pDrive
Driven clutch type	QRS
Brake system	Hydraulic brake with braided steel brake line, aluminium master cylinder

## DRY WEIGHT

Dry weight	295 kg
------------	--------

## FEATURES

Frame	Radien-X
Skis	Blade DS+
Seating	Modular, 1-up heated
Handlebar	U-type steel with hooks, low grab handle
Riser block height	145 mm
Starter	Electric
Reverse	Electromechanical
Heated throttle lever	Standard

Heated grips	Standard
Gauge	7.2" wide digital display / 7.8" panorama display (spring only)
Windshield	Low
Hitch	Standard
Visor Plug front / rear	Front
USB power outlet	Front
Air radiator with fan	Yes
LinQ attachment	Multi-LinQ plate

## COLOUR

Clazier Cyan / Black

## DIMENSIONS

Vehicle overall length*	3240 mm
Vehicle overall width	1200 mm
Vehicle overall height	1250 mm
Ski stance	996 mm
Track nominal width	500 mm
Track nominal length	3923 mm
Track profile height	44 mm PowderMax / 38 mm Ice Cobra Silent (spring only)

## SUSPENSION

Front suspension	LFS+ with curved lower A-Arms
Front shock	KYB PRO 36 EA-3 R Kashima
Rear suspension	EasyRide+ with adjustment
Center shock	KYB 46 Plus Kashima
Rear shock	KYB PRO 46 EA-3 R Kashima

\* Vehicle overall length without snowflap.

# COMMANDER LIMITED



On & Off Trail  
+ Utility  
+ Mountain / Deep Snow  
+ Family Fun



## ROTAX® ENGINE

### Engine details

	900 ACE	900 ACE Turbo
Cylinders	3	
Displacement	899.0 cc	
Bore	74 mm	
Stroke	69.7 mm	
Maximum engine speed	7250 RPM	7750 RPM
Carburation	EFI	
Recommended fuel type	Unleaded	
Minimum octane	95	
Fuel tank	42 liters	

## POWERTRAIN

Gearbox	2F/N/R with push-button reverse	
Drive clutch type	pDrive with slider shoes	pDrive
Driven clutch type	QRS	
Brake system	Hydraulic brake with braided steel brake line, aluminium master cylinder	

## DRY WEIGHT

Dry weight	287 kg (1 up) 298 kg (2 up)	298 kg (1 up) 309 kg (2 up)
------------	--------------------------------	--------------------------------

## FEATURES

Frame	Radien-X
Skis	Blade DS+
Seating	Modular, 1-up or 2-up heated
Handlebar	U-type steel with hooks, low grab handle
Riser block height	145 mm
Starter	Electric
Reverse	Electromechanical

Heated throttle lever	Standard
Heated grips	Standard
Gauge	7.2" wide digital display
Windshield	Extra high with side deflectors
Hitch	Standard
Visor Plug front / rear	Front and rear (2-up)
USB power outlet	Front
Air radiator with fan	Yes
LinQ attachment	Multi-LinQ plate

## COLOUR

 Noble Bronze / Black

## DIMENSIONS

Vehicle overall length*	3240 mm
Vehicle overall width	1200 mm 1280 mm (w. 2up seat)
Vehicle overall height	1500 mm
Ski stance	996 mm 1097 mm (w. 2up seat)
Track nominal width	500 mm
Track nominal length	3923 mm
Track profile height	44 mm PowderMax / 38 mm Ice Cobra Silent (spring only)

## SUSPENSION

Front suspension	LFS+ with curved lower A-Arms (1-up) LFS+ (2-up)
Front shock	KYB 36 Plus (1-up) KYB 36 Plus R (2-up)
Rear suspension	Articulated EasyRide+ with adjustment
Center shock	KYB 46 Plus Kashima
Rear shock	KYB 46 Plus Kashima

\* Vehicle overall length without snowflap.

# SHREDDER



Steep and deep  
+ Mountain / Deep Snow



## ROTAX® ENGINE

### 600R E-TEC

Engine details	Liquid-cooled, two-stroke, 3-D R.A.V.E.™
Cylinders	2
Displacement	599.4 cc
Bore	72.3 mm
Stroke	73 mm
Maximum engine speed	8100 RPM
Carburation	Electronic Direct Injection
Recommended fuel type	Unleaded
Minimum octane	95
Fuel tank	37 liters
Oil tank capacity (2-stroke)	3.4 liters

## POWERTRAIN

Drive clutch type	pDrive with clickers
Driven clutch type	QRS
Brake system	Hydraulic brake with braided steel brake line, aluminium master cylinder

## DRY WEIGHT

Dry weight	3700: 194 kg 3900: 198 kg
------------	------------------------------

## FEATURES

Frame	Radien <sup>2</sup>
Skis	Blade DS+
Seating	Mountain Light, 1-up
Handlebar	U-type aluminium with hooks, low grab handle
Riser block height	120 mm
Starter	Manual Electric (spring only)

## COLOUR

 Viper Red / Black

## DIMENSIONS

Vehicle overall length*	3060 mm (3700) 3190 mm (3900)
Vehicle overall width	1120 mm
Vehicle overall height	1280 mm
Ski stance	921 mm
Track nominal width	381 mm
Track nominal length	3705 mm 3923 mm
Track profile height	64 mm PowderMax

## SUSPENSION

Front suspension	LFS
Front shock	KYB 36
Rear suspension	PPS <sup>2</sup> -DS+
Center shock	KYB 36
Rear shock	KYB 36

\* Vehicle overall length without snowflap.

# SHREDDER RE



Steep and deep  
+ Mountain / Deep Snow



Viper Red / Black  
Black (spring only on Turbo models)

ROTAX® ENGINE	600R E-TEC	850 E-TEC	850 E-TEC Turbo R	COLOUR
<b>Engine details</b>	Liquid-cooled, two-stroke, 3-D R.A.V.E.™		Liquid-cooled, two-stroke, turbocharged, 3-D R.A.V.E.™	
<b>Cylinders</b>	2			
<b>Displacement</b>	599.4 cc	849 cc		
<b>Bore</b>	72.3 mm	82 mm		
<b>Stroke</b>	73 mm	80.4 mm		
<b>Maximum engine speed</b>	8100 RPM	7900 RPM		
<b>Carburation</b>	Electronic Direct Injection	Electronic Direct Injection with additional booster injectors		
<b>Recommended fuel type</b>	Unleaded			
<b>Minimum octane</b>	95			
<b>Fuel tank</b>	37 liters			
<b>Oil tank capacity (2-stroke)</b>	3.4 liters			

## DIMENSIONS

<b>Vehicle overall length*</b>	3060 mm (3700) 3190 mm (3900)
<b>Vehicle overall width</b>	1120 mm
<b>Vehicle overall height</b>	1280 mm
<b>Ski stance</b>	921 mm
<b>Track nominal width</b>	381 mm
<b>Track nominal length</b>	3705 mm 3923 mm (64mm) 3912 mm (76mm)
<b>Track profile height</b>	64 mm PowderMax 76 mm PowderMax X-Light (spring only 3900)

## POWERTRAIN

<b>Drive clutch type</b>	pDrive with clickers
<b>Driven clutch type</b>	QRS
<b>Brake system</b>	Hydraulic brake with braided steel brake line, adjustable brake lever, aluminium master cylinder

## DRY WEIGHT

<b>Dry weight</b>	3700: 208 kg	3700: 215 kg 3900: 219 kg	3700: 222 kg 3900: 226 kg
-------------------	--------------	------------------------------	------------------------------

## FEATURES

<b>Frame</b>	Radien <sup>2</sup>	<b>Reverse</b>	RER
<b>Skis</b>	Blade DS+	<b>Heated throttle lever</b>	Standard
<b>Seating</b>	Mountain Light, 1-up	<b>Heated grips</b>	Standard
<b>Handlebar</b>	U-type aluminium with hooks, low grab handle	<b>Gauge</b>	4.5" digital display / 10.25" Touchscreen Display (spring only)
<b>Riser block height</b>	120 mm	<b>USB power outlet</b>	Yes, in front compartment
<b>Starter</b>	Manual with SHOT Electric (spring only on 3700)	<b>LinQ attachment</b>	2 pairs

\* Vehicle overall length without snowflap.

# SHREDDER DS



Steep and deep  
+ Mountain / Deep Snow



Hot Chili Metallic / Black  
Black (spring only on  
Turbo models)

## ROTAX® ENGINE

	850 E-TEC	850 E-TEC Turbo R
<b>Engine details</b>	Liquid-cooled, two-stroke, 3-D R.A.V.E.™	Liquid-cooled, two-stroke, turbocharged, 3-D R.A.V.E.™
<b>Cylinders</b>	2	
<b>Displacement</b>	849 cc	
<b>Bore</b>	82 mm	
<b>Stroke</b>	80.4 mm	
<b>Maximum engine speed</b>	7900 RPM	
<b>Carburation</b>	Electronic Direct Injection with additional booster injectors	
<b>Recommended fuel type</b>	Unleaded	
<b>Minimum octane</b>	95	
<b>Fuel tank</b>	37 liters	
<b>Oil tank capacity (2-stroke)</b>	3.4 liters	

## POWERTRAIN

<b>Drive clutch type</b>	pDrive with clickers
<b>Driven clutch type</b>	QRS
<b>Brake system</b>	Hydraulic brake with braided steel brake line, adjustable brake lever, aluminium master cylinder

## DRY WEIGHT

<b>Dry weight</b>	3900: 204 kg	3900: 211 kg 4100: 216 kg
-------------------	--------------	------------------------------

## FEATURES

<b>Frame</b>	Radien <sup>2</sup>
<b>Skis</b>	Blade DS+
<b>Seating</b>	Mountain Light, 1-up
<b>Handlebar</b>	U-type aluminium with hooks, low grab handle
<b>Riser block height</b>	120 mm
<b>Starter</b>	Manual with SHOT Electric (spring only on 3900)

## COLOUR

## DIMENSIONS

<b>Vehicle overall length*</b>	3190 mm (3900) 3335 mm (4100)
<b>Vehicle overall width</b>	1055 mm
<b>Vehicle overall height</b>	1280 mm
<b>Ski stance</b>	863 mm
<b>Track nominal width</b>	381 mm
<b>Track nominal length</b>	3912 mm 4178 mm (spring only)
<b>Track profile height</b>	76 mm PowderMax X-Light

## SUSPENSION

<b>Front suspension</b>	LFS
<b>Front shock</b>	KYB 36 Plus Kashima
<b>Rear suspension</b>	PPS <sup>2</sup> -DS+
<b>Center shock</b>	KYB 36 Plus Kashima
<b>Rear shock</b>	KYB 36 Plus Kashima

\* Vehicle overall length without snowflap.

# 49 RANGER



Mountain / Deep Snow  
+ On & Off Trail  
+ Utility



<b>ROTAX® ENGINE</b>		<b>600 ACE</b>	<b>600 EFI</b>	<b>COLOUR</b>	Viper Red / Black
<b>Engine details</b>		Liquid-cooled, four-stroke D.O.H.C.	Liquid-cooled, two-stroke	<b>DIMENSIONS</b>	
<b>Cylinders</b>		2		<b>Vehicle overall length*</b>	3330 mm (ACE) 3270 mm (EFI)
<b>Displacement</b>		600 cc	599.4 cc	<b>Vehicle overall width</b>	1200 mm
<b>Bore</b>		74 mm	72.3 mm	<b>Vehicle overall height</b>	1340 mm
<b>Stroke</b>		69.7 mm	73 mm	<b>Ski stance</b>	996 mm
<b>Maximum engine speed</b>		7250 RPM	7500 RPM	<b>Track nominal width</b>	406 mm
<b>Carburation</b>		EFI		<b>Track nominal length</b>	3923 mm
<b>Recommended fuel type</b>		Unleaded		<b>Track profile height</b>	38 mm DSG
<b>Minimum octane</b>		95		<b>SUSPENSION</b>	
<b>Fuel tank</b>		37 liters		<b>Front suspension</b>	LFS+
<b>POWERTRAIN</b>				<b>Front shock</b>	KYB 36
<b>Drive clutch type</b>		eDrive II	pDrive	<b>Rear suspension</b>	PPS <sup>2</sup> -DS+
<b>Driven clutch type</b>		QRS		<b>Center shock</b>	KYB 36
<b>Brake system</b>		Hydraulic brake with braided steel brake line, aluminium master cylinder		<b>Rear shock</b>	KYB 36
<b>DRY WEIGHT</b>					
<b>Dry weight</b>		238 kg	229 kg		
<b>FEATURES</b>					
<b>Frame</b>		Radien (EFI) Radien-X (ACE)		<b>Heated throttle lever</b>	Standard
<b>Skis</b>		Blade DS+		<b>Heated grips</b>	Standard
<b>Seating</b>		Sport, 1-up		<b>Gauge</b>	4.5" digital display
<b>Handlebar</b>		U-type steel with hooks		<b>Windshield</b>	Medium with side deflectors
<b>Riser block height</b>		145 mm		<b>Visor Plug front / rear</b>	Front
<b>Starter</b>		Electric and manual (EFI) Electric (ACE)		<b>USB power outlet</b>	Yes, in front compartment
<b>Reverse</b>		RER (EFI) Mechanical (ACE)		<b>Air radiator with fan</b>	Yes
				<b>LinQ attachment</b>	Multi-LinQ plate

\* Vehicle overall length without snowflap.



# 49 RANGER PRO



- Mountain / Deep Snow
- + Steep and deep
- + On & Off Trail
- + Utility



Orange/Full Moon  
Silver/Black

ROTAX® ENGINE	600R E-TEC	850 E-TEC
<b>Engine details</b>	Liquid-cooled, two-stroke, 3-D R.A.V.E.™	
<b>Cylinders</b>	2	
<b>Displacement</b>	599.4 cc	849 cc
<b>Bore</b>	72.3 mm	82 mm
<b>Stroke</b>	73 mm	80.4 mm
<b>Maximum engine speed</b>	8100 RPM	7900 RPM
<b>Carburation</b>	Electronic Direct Injection	Electronic Direct Injection with additional booster injectors
<b>Recommended fuel type</b>	Unleaded	
<b>Minimum octane</b>	95	
<b>Fuel tank</b>	37 liters	
<b>Oil tank capacity (2-stroke)</b>	3.4 liters	

## POWERTRAIN

<b>Drive clutch type</b>	pDrive with clickers
<b>Driven clutch type</b>	QRS
<b>Brake system</b>	Hydraulic brake with braided steel brake line, aluminium master cylinder

## DRY WEIGHT

<b>Dry weight</b>	240 kg	249 kg
-------------------	--------	--------

## FEATURES

<b>Frame</b>	Radien <sup>2</sup>
<b>Skis</b>	Blade DS+
<b>Seating</b>	Sport, 1-up heated
<b>Handlebar</b>	U-type steel with hooks, low grab handle
<b>Riser block height</b>	145 mm
<b>Starter</b>	Electric and manual
<b>Reverse</b>	RER
<b>Heated throttle lever</b>	Standard

## COLOUR

## DIMENSIONS

<b>Vehicle overall length*</b>	3385 mm
<b>Vehicle overall width</b>	1120 mm
<b>Vehicle overall height</b>	1320 mm
<b>Ski stance</b>	921 mm
<b>Track nominal width</b>	406 mm
<b>Track nominal length</b>	3923 mm
<b>Track profile height</b>	64 mm PowderMax

## SUSPENSION

<b>Front suspension</b>	LFS with curved lower A-Arms
<b>Front shock</b>	KYB 36
<b>Rear suspension</b>	PPS <sup>2</sup> -DS+
<b>Center shock</b>	KYB 36
<b>Rear shock</b>	KYB 36

<b>Heated grips</b>	Standard
<b>Gauge</b>	7.2" wide digital display
<b>Windshield</b>	Medium with side deflectors
<b>Hitch</b>	Standard
<b>Visor Plug front / rear</b>	Front
<b>USB power outlet</b>	Yes, in front compartment
<b>Air radiator with fan</b>	Yes
<b>LinQ attachment</b>	Multi-LinQ plate

\* Vehicle overall length without snowflap.

# 59 RANGER



## Utility

- + On & Off Trail
- + Deep Snow
- + Family Fun



Viper Red / Black

## ROTAX® ENGINE

	600 ACE	600 EFI
<b>Engine details</b>	Liquid-cooled, four-stroke D.O.H.C.	Liquid-cooled, two-stroke
<b>Cylinders</b>	2	
<b>Displacement</b>	600 cc	599.4 cc
<b>Bore</b>	74 mm	72.3 mm
<b>Stroke</b>	69.7 mm	73 mm
<b>Maximum engine speed</b>	7250 RPM	7500 RPM
<b>Carburation</b>	EFI	
<b>Recommended fuel type</b>	Unleaded	
<b>Minimum octane</b>	95	
<b>Fuel tank</b>	42 liters	
<b>Oil tank capacity (2-stroke)</b>		3.4 liters

## POWERTRAIN

<b>Drive clutch type</b>	eDrive II	pDrive
<b>Driven clutch type</b>	QRS	
<b>Brake system</b>	Hydraulic brake with braided steel brake line, aluminium master cylinder	

## DRY WEIGHT

<b>Dry weight</b>	247 kg (ACE) 241 kg (EFI)	241 kg
-------------------	------------------------------	--------

## FEATURES

<b>Frame</b>	Radien-X	<b>Heated throttle lever</b>	Standard
<b>Skis</b>	Blade DS+	<b>Heated grips</b>	Standard
<b>Seating</b>	Modular, 1-up	<b>Gauge</b>	4.5" digital display
<b>Handlebar</b>	U-type steel with hooks	<b>Windshield</b>	Extra high with side deflectors
<b>Riser block height</b>	145 mm	<b>Visor Plug front / rear</b>	Front
<b>Starter</b>	Electric and manual (EFI) Electric (ACE)	<b>USB power outlet</b>	Yes, in front compartment
<b>Reverse</b>	RER (EFI) Electromechanical (ACE)	<b>Air radiator with fan</b>	Yes
		<b>LinQ attachment</b>	Multi-LinQ plate

\* Vehicle overall length without snowflap.

# 59 RANGER PRO



## Utility

- + On & Off Trail
- + Deep Snow
- + Family Fun



Orange/  
Full Moon Silver/Black

## ROTAX® ENGINE

### 600 ACE

Engine details	Liquid-cooled, four-stroke D.O.H.C.
Cylinders	2
Displacement	600 cc
Bore	74 mm
Stroke	69.7 mm
Maximum engine speed	7250 RPM
Carburation	EFI
Recommended fuel type	Unleaded
Minimum octane	95
Fuel tank	42 liters

## COLOUR

## DIMENSIONS

Vehicle overall length*	3240 mm
Vehicle overall width	1200 mm
Vehicle overall height	1500 mm
Ski stance	996 mm
Track nominal width	500 mm
Track nominal length	3923 mm
Track profile height	44 mm

## POWERTRAIN

Gearbox	2F/N/R with push-button reverse
Drive clutch type	eDrive II
Driven clutch type	QRS
Brake system	Hydraulic brake with braided steel brake line, aluminium master cylinder

## SUSPENSION

Front suspension	LFS+ with curved lower A-Arms
Front shock	KYB 36
Rear suspension	Articulated EasyRide+ with adjustment
Center shock	KYB 36
Rear shock	KYB 36

## DRY WEIGHT

Dry weight	263 kg
------------	--------

## FEATURES

Frame	Radien-X
Skis	Blade DS+
Seating	Modular, 1-up heated
Handlebar	U-type steel with hooks, low grab handle
Riser block height	145 mm
Starter	Electric
Reverse	Electromechanical

Heated throttle lever	Standard
Heated grips	Standard
Gauge	7.2" wide digital display
Windshield	Extra high with side deflectors
Hitch	Standard
Visor Plug front / rear	Front
USB power outlet	Yes, in front compartment
Air radiator with fan	Yes
LinQ attachment	Multi-LinQ plate

\* Vehicle overall length without snowflap.

# 59 RANGER ALPINE



Heavy Duty Work

+ Utility

+ On & Off Trail

+ Mountain / Deep Snow



## ROTAX® ENGINE

### 900 ACE

Engine details	Liquid-cooled, four-stroke D.O.H.C.
Cylinders	3
Displacement	899.0 cc
Bore	74 mm
Stroke	69.7 mm
Maximum engine speed	7250 RPM
Carburation	EFI
Recommended fuel type	Unleaded
Minimum octane	95
Fuel tank	42 liters

## COLOUR

White/Orange/Black

## DIMENSIONS

Vehicle overall length*	3240 mm
Vehicle overall width	1280 mm
Vehicle overall height	1470 mm
Ski stance	1080 mm
Track nominal width	500 mm
Track nominal length	3923 mm
Track profile height	38 mm Ice Cobra silent (studded)

## POWERTRAIN

Gearbox	2F/N/R with push-button reverse
Drive clutch type	pDrive with slider shoes
Driven clutch type	QRS
Brake system	Hydraulic brake with braided steel brake line, aluminium master cylinder

## SUSPENSION

Front suspension	LFS
Front shock	KYB 36
Rear suspension	Articulated EasyRide+ with adjustment & extension lock
Center shock	KYB 36
Rear shock	KYB 36

## DRY WEIGHT

Dry weight	291 kg
------------	--------

## FEATURES

Frame	Radien-X	Heated throttle lever	Standard
Skis	Blade DS+	Heated grips	Standard
Seating	Modular, 1-up heated	Gauge	7.2" wide digital display
Handlebar	U-type steel with hooks, low grab handle	Windshield	Extra high with side deflectors
Riser block height	145 mm	Hitch	Standard
Starter	Electric	Visor Plug front / rear	Front and rear
Reverse	Electromechanical	USB power outlet	Yes, in front compartment
		Air radiator with fan	Yes

\* Vehicle overall length without snowflap.

# 69 RANGER ALPINE



Heavy Duty Work  
 + Utility  
 + Mountain / Deep Snow  
 + On & Off Trail



## ROTAX® ENGINE

### 900 ACE Turbo

Engine details	Liquid-cooled, four-stroke D.O.H.C., turbocharged
Cylinders	3
Displacement	899.0 cc
Bore	74 mm
Stroke	69.7 mm
Maximum engine speed	7750 RPM
Carburation	EFI
Recommended fuel type	Unleaded
Minimum octane	95
Fuel tank	42 liters

## COLOUR

White/Orange/Black

## DIMENSIONS

Vehicle overall length*	3240 mm
Vehicle overall width	1280 mm
Vehicle overall height	1500 mm
Ski stance	1080 mm
Track nominal width	600 mm
Track nominal length	3968 mm
Track profile height	38 mm Ice Cobra silent (studded)

## POWERTRAIN

Gearbox	2F/N/R with push-button reverse
Drive clutch type	pDrive
Driven clutch type	QRS
Brake system	Hydraulic brake with braided steel brake line, aluminium master cylinder

## SUSPENSION

Front suspension	LFS
Front shock	KYB 36
Rear suspension	EasyRide Alpine
Center shock	KYB 36
Rear shock	2 x KYB 36

## DRY WEIGHT

Dry weight	316 kg
------------	--------

## FEATURES

Frame	Radien-X	Heated throttle lever	Standard
Skis	Blade DS+	Heated grips	Standard
Seating	Modular, 1-up heated	Gauge	7.2" wide digital display
Handlebar	U-type steel with hooks, low grab handle	Mirrors	Standard
Riser block height	145 mm	Windshield	Extra high with side deflectors
Starter	Electric	Hitch	Standard
Reverse	Electromechanical	Visor Plug front / rear	Front and rear
		USB power outlet	Yes, in front compartment
		Air radiator with fan	Yes

\* Vehicle overall length without snowflap.

# 69 RANGER PRO



Heavy Duty Work

- + Utility
- + Mountain / Deep Snow
- + On & Off Trail



Orange/  
Full Moon Silver/Black

## ROTAX® ENGINE

	900 ACE	900 ACE Turbo
<b>Engine details</b>	Liquid-cooled, four-stroke D.O.H.C.	Liquid-cooled, four-stroke D.O.H.C., turbo-charged
<b>Cylinders</b>	3	
<b>Displacement</b>	899.0 cc	
<b>Bore</b>	74 mm	
<b>Stroke</b>	69.7 mm	
<b>Maximum engine speed</b>	7250 RPM	7750 RPM
<b>Carburation</b>	EFI	
<b>Recommended fuel type</b>	Unleaded	
<b>Minimum octane</b>	95	
<b>Fuel tank</b>	42 liters	

## POWERTRAIN

<b>Gearbox</b>	2F/N/R with push-button reverse
<b>Drive clutch type</b>	pDrive with slider shoes
<b>Driven clutch type</b>	QRS
<b>Brake system</b>	Hydraulic brake with braided steel brake line, aluminium master cylinder

## DRY WEIGHT

<b>Dry weight</b>	304 kg	309 kg
-------------------	--------	--------

## FEATURES

<b>Frame</b>	Radien-X	<b>Gauge</b>	7.2" wide digital display
<b>Skis</b>	Blade DS+	<b>Windshield</b>	Extra high with side deflectors
<b>Seating</b>	Modular, 1-up heated	<b>Hitch</b>	Standard
<b>Handlebar</b>	U-type steel with hooks, low grab handle	<b>Visor Plug front / rear</b>	Front
<b>Riser block height</b>	145 mm	<b>USB power outlet</b>	Yes, in front compartment
<b>Starter</b>	Electric	<b>Air radiator with fan</b>	Yes
<b>Reverse</b>	Electromechanical	<b>LinQ attachment</b>	Multi-LinQ plate
<b>Heated throttle lever</b>	Standard		
<b>Heated grips</b>	Standard		

\* Vehicle overall length without snowflap.

## COLOUR

## DIMENSIONS

<b>Vehicle overall length*</b>	3250 mm
<b>Vehicle overall width</b>	1200 mm
<b>Vehicle overall height</b>	1450 mm
<b>Ski stance</b>	996 mm
<b>Track nominal width</b>	600 mm
<b>Track nominal length</b>	3923 mm
<b>Track profile height</b>	38 mm

## SUSPENSION

<b>Front suspension</b>	LFS+ with curved lower A-Arms
<b>Front shock</b>	KYB 36
<b>Rear suspension</b>	Articulated EasyRide+ with adjustment
<b>Center shock</b>	KYB 36
<b>Rear shock</b>	KYB 36

# MODELS & PLATFORMS

## 2025

### Radien<sup>2</sup>

**RAVE GLS 850 E-TEC Turbo R**  
**RAVE RE 850 ETEC**  
**RAVE RE 600R E-TEC**  
**RAVE RE 600R E-TEC with Enduro package**  
**Xterrain RE 850 E-TEC Turbo R**  
**Xterrain RE 850 E-TEC**  
**Xterrain RE 900 ACE Turbo R**  
**Xterrain 600R E-TEC**  
**49 Ranger PRO 600R E-TEC**  
**49 Ranger PRO 850 E-TEC**  
**Adventure Electric**  
**Adventure Limited 900 ACE**  
**Adventure Limited 900 ACE Turbo**  
**Brutal RE 850 E-TEC, 400 mm**  
**Brutal RE 900 ACE Turbo R, 400 mm**

### Radien<sup>2</sup> Deep Snow

**Shredder 3700 600R ETEC**  
**Shredder 3900 600R ETEC**  
**Shredder RE 3700 600R ETEC**  
**Shredder RE 3700 850 ETEC**  
**Shredder RE 3700 850 ETEC Turbo R**  
**Shredder RE 3900 850 ETEC**  
**Shredder RE 3900 850 ETEC Turbo R**  
**Shredder DS 3900 850 ETEC**  
**Shredder DS 3900 850 ETEC Turbo R**  
**Shredder DS 4100 850 ETEC Turbo R**

### Radien

**Xterrain 600 EFI**  
**49 Ranger 600 EFI**

### Radien-X 400 mm

**Adventure 600 ACE**  
**Adventure LX 600 ACE**  
**49 Ranger 600 ACE**

### Radien-X 500 mm

**Brutal RE 850 E-TEC, 500 mm**  
**Brutal RE 900 ACE Turbo R, 500 mm**  
**Commander RE 900 ACE Turbo R**  
**Commander 600R ETEC**  
**Commander 900 ACE**  
**Commander 900 ACE Turbo**  
**Commander Limited 900 ACE**  
**Commander Limited 900 ACE Turbo**  
**59 Ranger 600 ACE**  
**59 Ranger 600 EFI**  
**59 Ranger PRO 600 ACE**  
**59 Ranger Alpine 900 ACE**

### Radien-X 600 mm

**69 Ranger PRO 900 ACE**  
**69 Ranger PRO 900 ACE Turbo**  
**69 Ranger Alpine 900 ACE Turbo**

## 2024

### Radien<sup>2</sup>

**Xterrain RE 3700 850 E-TEC**  
**Xterrain 3700 600R E-TEC**  
**Shredder RE 3700 600R E-TEC**  
**Shredder RE 3700 850 E-TEC**  
**Shredder RE 3700 850 E-TEC Turbo R**  
**Shredder RE 3900 850 E-TEC**  
**Shredder RE 3900 850 E-TEC Turbo R**  
**Shredder 3900 600R E-TEC**  
**Shredder DS 3900 850 E-TEC**  
**Shredder DS 3900 850 E-TEC Turbo R**  
**Shredder DS 4100 850 E-TEC Turbo R**  
**Rave RE 850 E-TEC**  
**Rave RE 600R E-TEC**  
**Rave Enduro 600R E-TEC**  
**49 Ranger PRO 600R E-TEC**  
**49 Ranger PRO 850 E-TEC**

### Radien

**Xterrain 3700 600 EFI**

### Radien-X (400 mm)

**Xterrain RE 3700 900 ACE Turbo R**  
**Adventure 600 ACE**  
**Adventure SC 900 ACE**  
**Adventure SC 900 ACE Turbo**  
**Adventure LX 600 ACE**  
**49 Ranger 600 ACE**  
**49 Ranger ST 900 ACE**  
**49 Ranger ST 900 ACE Turbo**

### Radien-X (500 mm)

**Xterrain Brutal 3900 850 E-TEC**  
**Commander RE 900 ACE Turbo R**  
**Commander 600R E-TEC**  
**Commander 900 ACE**  
**Commander 900 ACE Turbo**  
**Commander Limited 900 ACE**  
**Commander Limited 900 ACE Turbo**  
**Commander Grand Tourer 900 ACE Turbo**  
**Commander Grand Tourer 900 ACE Turbo R**  
**59 Ranger 600 ACE 600 ACE**  
**59 Ranger 600 EFI 600 EFI**  
**59 Ranger Alpine 900 ACE**

### Radien-X (600 mm)

**69 Ranger 900 ACE**  
**69 Ranger Limited 900 ACE Turbo**  
**69 Ranger SnowCruiser 900 ACE Turbo R**  
**69 Ranger Alpine 900 ACE Turbo**

## 2023

### Radien<sup>2</sup>

**Shredder RE 3700 850 E-TEC**  
**Shredder RE 3700 850 E-TEC Turbo R**  
**Shredder RE 3900 850 E-TEC**  
**Shredder RE 3900 850 E-TEC Turbo R**  
**Shredder DS 3900 850 E-TEC**  
**Shredder DS 3900 850 E-TEC Turbo R**  
**Shredder DS 4100 850 E-TEC Turbo R**

### Radien

**Xterrain 3700 600 EFI**  
**Xterrain 3700 600R E-TEC**  
**Xterrain 3900 600 EFI**  
**Xterrain 3900 600R E-TEC**  
**Xterrain PRO 3900 600R E-TEC**  
**Xterrain PRO 3900 850 E-TEC**  
**Xterrain RE 3700 850 E-TEC**  
**Shredder 3900 600R E-TEC**  
**Rave RE 600R E-TEC**  
**Rave RE 850 E-TEC**  
**Rave Enduro 600R E-TEC**  
**49 Ranger PRO 600R E-TEC**

### Radien-X (400 mm)

**49 Ranger 600 ACE**  
**49 Ranger ST 900 ACE**  
**49 Ranger ST 900 ACE Turbo**  
**Xterrain RE 3700 900 ACE Turbo R**  
**Adventure 600 ACE**  
**Adventure LX 600 ACE**  
**Adventure SC 900 ACE**  
**Adventure SC 900 ACE Turbo**







### Radien-X (500 mm)

**Commander 600R E-TEC**  
**Commander 900 ACE**  
**Commander 900 ACE Turbo**  
**Commander Limited 900 ACE**  
**Commander Limited 900 ACE Turbo**  
**Commander GLX 900 ACE Turbo R**  
**Commander Grand Tourer 900 ACE Turbo**  
**Commander Grand Tourer 900 ACE Turbo R**  
**Xterrain Brutal 850 E-TEC**  
**59 Ranger 600 ACE**  
**59 Ranger 600 EFI**  
**59 Ranger Alpine 900 ACE**

### Radien-X (600 mm)

**69 Ranger 900 ACE**  
**69 Ranger Limited 900 ACE Turbo**  
**69 Ranger Limited 900 ACE Turbo R**  
**69 Ranger SnowCruiser 900 ACE Turbo R**  
**69 Ranger Alpine 900 ACE Turbo**

# LYNX 2025 SPECIFICATIONS

		Rave			Adventure			
								
		RE	RE with Enduro package	GLS	LX	Limited	Electric	
COLOUR		Viper Red / Black	Viper Red / Black	Race Orange / Black	Viper Red / Black	Viper Red / Black	Noble Bronze / Black	Viper Red / Bright White
FEATURES	Frame	Radien <sup>2</sup>	Radien <sup>2</sup>	Radien <sup>2</sup>	Radien-X	Radien-X	Radien <sup>2</sup>	Radien <sup>2</sup>
	Skis	Blade XC+	Blade XC+	Blade XC+	Blade DS+	Blade DS+	Blade DS+	Pilot 5.7 SLT
	Seating	Sport, 1-up	Sport, 1-up	Sport, 1-up	Sport, 1-up	2-up	Sport, 1-up or 2-up heated	2-up
	Handlebar	U-type aluminium with hooks	U-type aluminium with hooks	U-type aluminium with hooks	U-type steel with hooks	U-type steel with hooks	U-type steel with hooks	Standard with J-hooks
	Starter	Manual Electric (spring only)	Manual	Manual with SHOT	Electric	Electric	Electric	Electric
	Reverse	RER	RER	RER	Mechanical	Mechanical	Electro-mechanical	Yes
	Windshield	Low	Low	Low	Medium with side deflectors	Extra high with side deflectors	Medium with side deflectors	Ultra-high
	Air radiator with fan				Yes			
GAUGE		7.2" wide digital display / 10.25" Touchscreen Display (spring only)	7.2" wide digital display	10.25" Touchscreen Display	4.5" digital display	4.5" digital display	7.2" wide digital display / 10.25" Touchscreen Display (spring only on Turbo)	10.25" Touchscreen Display
SUSPENSION	Front suspension	LFS+	LFS+	LFS+	LFS+	LFS+	LFS+	LFS+
	Front shock	KYB PRO 46 HLCR Kashima	KYB PRO 46 HLCR Kashima	KYB PRO 46 HLCR Kashima	KYB 36	KYB 36	KYB 36 Plus R	Motion Control
	Rear suspension	PPS <sup>3</sup>	PPS <sup>3</sup>	PPS <sup>3</sup>	PPS <sup>3</sup>	PPS <sup>3</sup>	PPS <sup>3</sup>	Revised SC-5
	Center shock	KYB PRO 46 HLCR Kashima	KYB PRO 46 HLCR Kashima	KYB PRO 46 HLCR Kashima	KYB 36	KYB 36	KYB 36 Plus Kashima	Motion Control
	Rear shock	KYB PRO 46 HLCR Kashima	KYB PRO 46 HLCR Kashima	KYB PRO 46 HLCR Kashima	KYB 36	KYB 36	KYB 46 Plus Kashima	KYB 36
ROTAX® ENGINE		600R E-TEC 850 E-TEC	600R E-TEC	850 E-TEC Turbo R	600 ACE	600 ACE	900 ACE 900 ACE Turbo	ROTAX E-POWER
Fuel tank		37 liters	37 liters	37 liters	37 liters	37 liters	37 liters	
TRACK	Track nominal length	3487 mm	3269 mm	3487 mm	3705 mm	3487 mm	3705 mm	3048 mm
	Track nominal width	381 mm	381 mm	381 mm	381 mm	381 mm	381 mm	356 mm
	Track profile height	41 mm Cobra 38 mm Ice Ripper XT studded (spring only)	41 mm Cobra	38 mm Ice Ripper XT studded	41 mm Cobra	32 mm Ripsaw	41 mm Cobra	19 mm High-Efficiency
DIMENSIONS	Ski stance	1097 mm	1097 mm	1097 mm	1097 mm	1097 mm	1097 mm	1097 mm
	Vehicle overall length*	3040 mm	2920 mm	3040 mm	3160 mm	3060 mm	3180 mm	2940 mm
	Vehicle overall width	1270 mm	1270 mm	1270 mm	1280 mm	1280 mm	1280 mm	1250 mm
	Vehicle overall height	1140 mm	1140 mm	1140 mm	1280 mm	1470 mm	1320 mm	1470 mm
	(Dry) Weight	220 kg 231 kg	219 kg	241 kg	227 kg	240 kg	900 ACE: 247 kg (1 up) 258 kg (2 up) 900 ACE Turbo: 252 kg (1 up) 263 kg (2 up)	245 kg



Xterrain		Brutal		Commander		
						
	<b>RE</b>	<b>RE</b>	<b>RE (500mm)</b>		<b>Limited</b>	<b>RE</b>
Race Orange / Black	Viper Red / Black Black (spring only on Turbo models)	Viper Red / Black Black (spring only on Turbo models)	Viper Red / Black Black (spring only on Turbo models)	Scandie Blue / Black	Noble Bronze / Black	Clazier Cyan / Black
Radien <sup>2</sup> (600R) Radien (600 EFI)	Radien <sup>2</sup>	Radien <sup>2</sup>	Radien-X	Radien-X	Radien-X	Radien-X
Blade XC+	Blade XC+	Blade DS+	Blade DS+	Blade DS+	Blade DS+	Blade DS+
Sport, 1-up	Sport, 1-up	Sport, 1-up	Brutal, 1-up	Modular, 1-up	Modular, 1-up or 2-up heated	Modular, 1-up heated
U-type aluminium with hooks, low grab handle	U-type aluminium with hooks, low grab handle	U-type aluminium with hooks, low grab handle	U-type aluminium with hooks, low grab handle	U-type steel with hooks, low grab handle	U-type steel with hooks, low grab handle	U-type steel with hooks, low grab handle
Electric and manual	Electric and manual (850) SHOT (850 Turbo) Electric (900 Turbo)	Electric and manual (850) Electric (900 Turbo)	Electric and manual (850) Electric (900 Turbo)	Electric and manual (600R) Electric (900, 900 Turbo)	Electric	Electric
RER	RER Electromechanical (900 Turbo)	RER (850) Electromechanical (900 Turbo)	RER (850) Electromechanical (900 Turbo)	RER (600R E-TEC) Electromechanical (ACE)	Electromechanical	Electromechanical
Low	Low	Low	Low	Extra high with side deflectors	Extra high with side deflectors	Low
		Yes	Yes	Yes	Yes	Yes
4.5" digital display	7.2" wide digital display / 10.25" Touchscreen Display (spring only)	7.2" wide digital display / 10.25" Touchscreen Display (spring only)	7.2" wide digital display / 7.8" panorama display (spring only)	4.5" digital display	7.2" wide digital display	7.2" wide digital display / 7.8" panorama display (spring only)
LFS+	LFS+	LFS+	LFS+	LFS+ with curved lower A-Arms	LFS+ with curved lower A-Arms (1-up) LFS+ (2-up)	LFS+ with curved lower A-Arms
KYB 36	KYB PRO 46 HLRCR Kashima	KYB PRO 36 EA-3 R Kashima	KYB PRO 36 EA-3 R Kashima	KYB 36	KYB 36 Plus (1-up) KYB 36 Plus R (2-up)	KYB PRO 36 EA-3 R Kashima
PPS <sup>3</sup>	PPS <sup>3</sup>	PPS <sup>2</sup> -DS+	EasyRide+	Articulated EasyRide+ with adjustment	Articulated EasyRide+ with adjustment	EasyRide+ with adjustment
KYB 36	KYB PRO 46 HLRCR Kashima	KYB 46 Plus Kashima	KYB 46 Plus Kashima	KYB 36	KYB 46 Plus Kashima	KYB 46 Plus Kashima
KYB 36	KYB PRO 46 HLRCR Kashima	KYB PRO 46 EA-3 R Kashima	KYB PRO 46 EA-3 R Kashima	KYB 36	KYB 46 Plus Kashima	KYB PRO 46 EA-3 R Kashima
600R E-TEC 600 EFI	850 E-TEC 850 E-TEC Turbo R 900 ACE Turbo R	850 E-TEC 900 ACE Turbo R	850 E-TEC 900 ACE Turbo R	600R E-TEC 900 ACE 900 ACE Turbo	900 ACE 900 ACE Turbo	900 ACE Turbo R
37 liters	37 liters	37 liters	42 liters	42 liters	42 liters	42 liters
3705 mm	3705 mm	3923 mm	3923 mm	3923 mm	3923 mm	3923 mm
406 mm	406 mm 381 mm (studded)	406 mm	500 mm	500 mm	500 mm	500 mm
51 mm PowderMax	51 mm PowderMax 41 mm Ice Cobra studded (spring only)	64 mm PowderMax	60 mm PowderMax	44 mm PowderMax	44 mm PowderMax / 38 mm Ice Cobra Silent (spring only)	44 mm PowderMax / 38 mm Ice Cobra Silent (spring only)
1097 mm	1097 mm	996 mm	996 mm	996 mm	996 mm 1097 mm (w. 2up seat)	996 mm
3180 mm	3150 mm	3250 mm	3300 mm	3240 mm	3240 mm	3240 mm
1270 mm	1270 mm	1200 mm	1200 mm	1200 mm	1200 mm 1280 mm (w. 2up seat)	1200 mm
1280 mm	1260 mm	1240 mm	1230 mm	1500 mm	1500 mm	1250 mm
600R E-TEC: 220 kg 600 EFI: 221 kg	850 E-TEC: 244 kg 850 E-TEC Turbo R: 253 kg 900 ACE Turbo R: 260 kg	850 E-TEC: 252 kg 900 ACE Turbo R: 264 kg	850 E-TEC: 259 kg 900 ACE Turbo R: 283 kg	600R E-TEC: 265 kg 900 ACE: 277 kg 900 ACE Turbo: 289 kg	900 ACE: 287 kg (1 up) 298 kg (2 up) 900 ACE Turbo: 298 kg (1 up) 309 kg (2 up)	295 kg

# LYNX 2025 SPECIFICATIONS

## Shredder



DS

RE

COLOUR		Viper Red / Black	Hot Chili Metallic / Black Black (spring only on Turbo models)	Viper Red / Black Black (spring only on Turbo models)
FEATURES	Frame	Radien <sup>2</sup>	Radien <sup>2</sup>	Radien <sup>2</sup>
	Skis	Blade DS+	Blade DS+	Blade DS+
	Seating	Mountain Light, 1-up	Mountain Light, 1-up	Mountain Light, 1-up
	Handlebar	U-type aluminium with hooks, low grab handle	U-type aluminium with hooks, low grab handle	U-type aluminium with hooks, low grab handle
	Starter	Manual Electric (spring only)	Manual with SHOT Electric (spring only on 3900)	Manual with SHOT Electric (spring only on 3700)
	Reverse	RER	RER	RER
	Windshield			
	Air radiator with fan			
GAUGE		4.5" digital display	4.5" digital display / 10.25" Touchscreen Display (spring only)	4.5" digital display / 10.25" Touchscreen Display (spring only)
SUSPENSION	Front suspension	LFS	LFS	LFS
	Front shock	KYB 36	KYB 36 Plus Kashima	KYB PRO 40 EA-3 Kashima
	Rear suspension	PPS <sup>2</sup> -DS+	PPS <sup>2</sup> -DS+	PPS <sup>2</sup> -DS+
	Center shock	KYB 36	KYB 36 Plus Kashima	KYB 46 Plus Kashima
	Rear shock	KYB 36	KYB 36 Plus Kashima	KYB PRO 46 EA-3 R Kashima
ROTAX® ENGINE		600R E-TEC	850 E-TEC 850 E-TEC Turbo R	600R E-TEC 850 E-TEC 850 E-TEC Turbo R
Fuel tank		37 liters	37 liters	37 liters
TRACK	Track nominal length	3705 mm 3923 mm	3912 mm 4178 mm (spring only)	3705 mm 3923 mm (64mm) 3912 mm (76mm)
	Track nominal width	381 mm	381 mm	381 mm
	Track profile height	64 mm PowderMax	76 mm PowderMax X-Light	64 mm PowderMax 76 mm PowderMax X-Light (spring only 3900)
DIMENSIONS	Ski stance	921 mm	863 mm	921 mm
	Vehicle overall length*	3060 mm (3700) 3190 mm (3900)	3190 mm (3900) 3335 mm (4100)	3060 mm (3700) 3190 mm (3900)
	Vehicle overall width	1120 mm	1055 mm	1120 mm
	Vehicle overall height	1280 mm	1280 mm	1280 mm
	(Dry) Weight	3700: 194 kg 3900: 198 kg	3900: 204 kg 3900: 211 kg 4100: 216 kg	3700: 208 kg 3700: 215 kg 3700: 222 kg 3900: 219 kg 3900: 226 kg

**49 Ranger**

**59 Ranger**

**69 Ranger**



**PRO**

**PRO**

**Alpine**

**PRO**

**Alpine**

Viper Red / Black

Orange/Full Moon Silver/Black

Viper Red / Black

Orange/Full Moon Silver/Black

White/Orange/Black

Orange/Full Moon Silver/Black

White/Orange/Black

Radien (EFI)  
Radien-X (ACE)

Radien<sup>2</sup>

Radien-X

Radien-X

Radien-X

Radien-X

Radien-X

Blade DS+

Blade DS+

Blade DS+

Blade DS+

Blade DS+

Blade DS+

Blade DS+

Sport, 1-up

Sport, 1-up heated

Modular, 1-up

Modular, 1-up heated

Modular, 1-up heated

Modular, 1-up heated

Modular, 1-up heated

U-type steel with hooks

U-type steel with hooks, low grab handle

U-type steel with hooks

U-type steel with hooks, low grab handle

U-type steel with hooks, low grab handle

U-type steel with hooks, low grab handle

U-type steel with hooks, low grab handle

Electric and manual (EFI)  
Electric (ACE)

Electric and manual

Electric and manual (EFI)  
Electric (ACE)

Electric

Electric

Electric

Electric

RER (EFI)  
Mechanical (ACE)

RER

RER (EFI)  
Electromechanical (ACE)

Electromechanical

Electromechanical

Electromechanical

Electromechanical

Medium with side deflectors

Medium with side deflectors

Extra high with side deflectors

Extra high with side deflectors

Extra high with side deflectors

Extra high with side deflectors

Extra high with side deflectors

Yes

Yes

Yes

Yes

Yes

Yes

Yes

4.5" digital display

7.2" wide digital display

4.5" digital display

7.2" wide digital display

7.2" wide digital display

7.2" wide digital display

7.2" wide digital display

LFS+

LFS with curved lower A-Arms

LFS+

LFS+ with curved lower A-Arms

LFS

LFS+ with curved lower A-Arms

LFS

KYB 36

KYB 36

KYB 36

KYB 36

KYB 36

KYB 36

KYB 36

PPS<sup>2</sup>-DS+

PPS<sup>2</sup>-DS+

EasyRide+

Articulated EasyRide+ with adjustment

Articulated EasyRide+ with adjustment & extension lock

Articulated EasyRide+ with adjustment

EasyRide Alpine

KYB 36

KYB 36

KYB 36

KYB 36

KYB 36

KYB 36

KYB 36

KYB 36

KYB 36

KYB 36

KYB 36

KYB 36

KYB 36

2 x KYB 36

600 ACE  
600 EFI

600R E-TEC  
850 E-TEC

600 ACE  
600 EFI

600 ACE

900 ACE

900 ACE  
900 ACE Turbo

900 ACE Turbo

37 liters

37 liters

42 liters

42 liters

42 liters

42 liters

42 liters

3923 mm

3923 mm

3923 mm

3923 mm

3923 mm

3923 mm

3968 mm

406 mm

406 mm

500 mm

500 mm

500 mm

600 mm

600 mm

38 mm DSG

64 mm PowderMax

38 mm

44 mm

38 mm Ice Cobra silent (studded)

38 mm

38 mm Ice Cobra silent (studded)

996 mm

921 mm

996 mm

996 mm

1080 mm

996 mm

1080 mm

3330 mm (ACE)  
3270 mm (EFI)

3385 mm

3240 mm

3240 mm

3240 mm

3250 mm

3240 mm

1200 mm

1120 mm

1200 mm

1200 mm

1280 mm

1200 mm

1280 mm

1340 mm

1320 mm

1500 mm

1500 mm

1470 mm

1450 mm

1500 mm

238 kg (ACE)  
229 kg (EFI)

240 kg (600R)  
249 kg (850)

247 kg (ACE)  
241 kg (EFI)

263 kg

291 kg

304 kg (900 ACE)  
309 kg (900 ACE Turbo)

316 kg

# ACCESSORIES

- 37 LinQ accessories
- 38 Accessory bundles
- 40 Storage
- 49 Seats & Accessories
- 52 Wind protection & Mirrors
- 57 Bumpers
- 60 Towing
- 61 Skid plates, Protectors & Reinforcement
- 64 Ergonomics
- 66 Lights
- 67 Electrical
- 70 Rave 120 & 200 Accessories
- 71 59 Ranger & 69 Ranger Alpine Accessories
- 72 Suspension
- 74 Covers
- 76 Skis
- 77 Universal
- 79 Cooling
- 80 Trailing & Covers
- 82 Parts & Performance
- 82 PDrive Pulley Service Kits
- 83 XPS Oils and Maintenance Products
- 85 Tracks and Drive Belts



**LYNX LIMITED WARRANTY\***  
**2-YEARS ON BRP**  
**ACCESSORIES\*\* AND**  
**GENUINE BRP PARTS\*\*\***

\* Purchased at an authorized BRP dealership/distributor or on a BRP-authorized online store. Other exclusions may apply, see complete limited warranty or contact your Lynx authorized dealer. Unless otherwise stipulated or required by law. This limited warranty does not apply to factory-installed accessories.

\*\* Installed by an authorized BRP dealership on a MY25 Lynx snowmobile. Otherwise 1 year limited warranty.

\*\*\* If Lynx parts are installed by your authorized BRP dealer, labor is covered too. Lynx-rebuilt parts carry the same two-year warranty for major assemblies like short blocks, cylinders and crankshafts.

# LinQ SYSTEM™ ACCESSORIES

## FAST, EASY AND SECURE

**A BRP exclusive, LinQ is a tool-less system for near-instant installation of accessories.**

- LinQ accessories to transform your machine to fit the moment.
- No tools needed: quickly install and remove accessories by hand.
- Stylish, fully integrated solution to your cargo needs.
- Sturdy mounting system that holds up in every terrain.

*LinQ is the industry standard in fast, secure and easy accessory attachment. Here's how you can use multiple LinQ items together to create the perfect ride.*

	POSITION 1		POSITION 2	
	On the tunnel	On top of LinQ stackable fuel caddy	On the tunnel	Behind the fuel caddy
 <b>LinQ OIL CADDY</b> 860202758	YES	YES	YES	YES
 <b>LinQ JERRY CAN</b> 860202756	YES	NO	NO too heavy for this position	NO
 <b>LinQ DEEP SNOW PRO BAG</b> 860202456, 860201986, 860202787, 860202620	YES	YES	YES except 3700 mm (Short Tunnel)	YES except 3700 mm (Short Tunnel)
 <b>LinQ SLIM WATERPROOF TUNNEL BAG</b> 860202451	YES position #1 and #2 required	NO	YES position #1 and #2 required	NO
 <b>LinQ DRY BAG</b> 715008110	YES	YES	YES except 3700 mm (Short Tunnel)	YES except 3700 mm (Short Tunnel)
 <b>LinQ ADVENTURE TUNNEL BAG</b> 860202444	YES position #1 and #2 required except 3700 mm (short tunnel)	NO	YES position #1 and #2 required	NO
 <b>LinQ MODULAR CARGO BOX - 10 L</b> 715005494	YES	NO	YES except 3700 mm (Short Tunnel)	YES except 3700 mm (Short Tunnel)
 <b>LinQ THERMAL BOX</b> 219400964	YES except when LinQ 1 + 1 Backrest is installed	NO	NO too heavy for this position	NO
 <b>LinQ CARGO BOX - 90 L</b> 860202448	NO	NO	YES position #1 and #2 required on 3700 mm and up	
 <b>LinQ CARGO BOX - 62 L</b> 860202446	YES position #1 and #2 required except 3700 mm (short tunnel)	NO	YES position #1 and #2 required	NO
 <b>LinQ CARGO BOX - 40 L</b> 860202442	YES position #1 and #2 required except 3700 mm (short tunnel)	NO	YES position #1 and #2 required	NO
 <b>LinQ TUNNEL BAG - 21 L</b> 860202449	YES except when LinQ 1 + 1 Backrest and 1 + 1 Seat are installed		YES	NO
 <b>LinQ SPORT BAG</b> 860202447	YES	YES	YES	YES
 <b>LinQ TOOL BOX</b> 715008111	YES except with 1 + 1 Seat	NO	NO too heavy for this position	NO
 <b>UNIVERSAL LinQ RACK</b> 860202208	YES	NO	YES	YES

# READY-MADE ACCESSORY BUNDLES

## INSPIRED BY LYNX RIDERS

### PROTECTION & ERGONOMY BUNDLE **BRUTAL RE**

Make the most out of your day in deep snow. Add protection to the Brutal snowmobile in demanding terrain and help you perform all day long with fine-tuned ergonomics.



- NEW** MAGNETIC SPARE GOGGLE LENS HOLDER
- GLOVEBOX EXTENSION
- HEATED DRIVER SEAT
- ADJUSTABLE WINDSHIELD MED HIGH
- WINDSHIELD SIDE DEFLECTORS
- WINDSHIELD ADAPTERS
- SKIDPLATE
- BRAKE AND CHAINCASE PROTECTORS
- SMALL DIAMETER HANDLE BAR
- ADJUSTABLE BRAKE LEVER
- NEW** AUXILIARY LED WIDE LIGHTS
- E-LINK
- XPS CARE GLASS SCREEN PROTECTOR

### WORKING HERO BUNDLE **COMMANDER • COMMANDER LIMITED**

For jobs that need to get done, no matter the conditions. Boost your confidence and comfort with these hard-working accessories.



- NEW** VACUUM FLASK HOLDER
- LING UTILITY CARGO BOX
- CHAIN SAW HOLDER
- TOOL HOLDER
- FRONT BUMPER
- SIDE BUMPER
- WINCH KIT
- SKIDPLATE
- AUXILIARY LED LIGHTS
- WORKING LIGHT
- 12V OUTLET
- COVER 1+1
- DELUXE TOOL KIT

**SEE ALL 50 BUNDLES AT [BRPLYNX.COM](http://BRPLYNX.COM)**  
 CHOOSE YOUR MODEL AND CHECK THE BUNDLES

**TRAIL ADVENTURE BUNDLE** RAVE GLS • RAVE RE

All you need for the ultimate long distance trail adventures. No matter the elements or riding conditions, with these essentials you are ready to beat whatever challenges a snowmobile adventure can offer.



- HANDLEBAR BAG SMALL
- LING SPORT BAG 17L
- GLOVEBOX EXTENSION
- CELLPHONE HOLDER
- LING JERRY CAN
- HEATED DRIVER SEAT
- MEDIUM WINDSHIELD
- WINDSHIELD SIDE DEFLECTORS
- WINDSHIELD ADAPTERS
- EXPLORER<sup>2</sup> FRONT BUMPER PLATINIUM SILVER/BLACK
- EXPLORER<sup>2</sup> REAR BUMPER 137 PLATINIUM SILVER/BLACK
- SKIDPLATE BLACK
- NEW WINDSHIELD SIGNAL LIGHTS
- E-LING
- 3W HEATER
- NEW DEEP SNOW ULTRA-LIGHT SEAT
- SOFT GLOVE BOX EXTENSION
- LING DEEP SNOW PRO BAG (30L)
- LING JERRY CAN
- EXPLORER<sup>2</sup> FRONT BUMPER PLATINIUM SILVER/BLACK
- LIGHT REAR BUMPER 154 SHORT
- RAIL REINFORCEMENT (INCLUDED IN RE)
- SKID PLATE DS - BLACK
- BRAKE AND CHAINCASE PROTECTION
- HEAVY-DUTY AIR INTAKE FILTER KIT
- RISER 90 MM
- AUXILIARY LED LIGHT
- XPS CARE GLASS SCREEN PROTECTOR (FOR 10.25" GAUGE)
- LYNX SHOVEL WITH SAW
- DELUXE TOOL KIT

**AMBASSADOR ESSENTIALS BUNDLE** SHREDDER RE 3900 • SHREDDER DS 3900


Designed by Lynx Ambassadors, this bundle has everything you need for maximizing your shredding time. With added ruggedness, improved visibility and maximal storage space, you'll be ready to enjoy the longest of rides.



- NEW DEEP SNOW ULTRA-LIGHT SEAT
- NEW SOFT GLOVE BOX EXTENSION
- LING DEEP SNOW PRO BAG (30L)
- LING JERRY CAN
- EXPLORER<sup>2</sup> FRONT BUMPER PLATINIUM SILVER/BLACK
- LIGHT REAR BUMPER 154 SHORT
- RAIL REINFORCEMENT (INCLUDED IN RE)
- SKID PLATE DS - BLACK
- BRAKE AND CHAINCASE PROTECTION
- HEAVY-DUTY AIR INTAKE FILTER KIT
- RISER 90 MM
- AUXILIARY LED LIGHT
- XPS CARE GLASS SCREEN PROTECTOR (FOR 10.25" GAUGE)
- LYNX SHOVEL WITH SAW
- DELUXE TOOL KIT

\* Accessory bundles available at Finnish, Norwegian and Swedish websites.

## STORAGE

<p><b>NEW</b></p> <p><b>SOFT GLOVE BOX EXTENSION</b></p>	<p>Radien<sup>2</sup> Deep Snow</p>	<p>860202908</p>
	<ul style="list-style-type: none"> <li>• Increases stock storage volume by about 30%.</li> <li>• 4.8 liter capacity.</li> <li>• Easier on your personal items than the stock glovebox.</li> <li>• Brightly colored red interior makes it easy to locate objects.</li> <li>• Water resistant.</li> <li>• Includes an inside cell phone pouch.</li> <li>• Compatible with USB Intelligent Power Outlet Kit (860202433) and 12-Volt Power Outlet Kit (860201423).</li> <li>• Easy installation by removing the stock glovebox lid.</li> </ul>	
<p><b>NEW</b></p> <p><b>LINQ SADDLE BAGS 23 L</b></p>	<p>Radien<sup>2</sup></p>	<p>860202621</p>
	<ul style="list-style-type: none"> <li>• Premium semi-rigid saddlebags using the LinQ mounting system.</li> <li>• Easy attach and remove.</li> <li>• Can be used in conjunction with additional LinQ mounted accessories at the same time.</li> <li>• 26 liter capacity, (2 x 13 L).</li> <li>• LinQ Fastener included (715001707).</li> <li>• Requires LinQ Cargo Base kit (860201806) for installation on Radien 400 mm tunnels (2021 and prior).</li> </ul>	
<p><b>NEW</b></p> <p><b>MAGNETIC SPARE LENS HOLDER</b></p>	<p>Radien<sup>2</sup></p>	<p>860202868</p>
	<ul style="list-style-type: none"> <li>• Attaches securely to the cover of the Glove Box Extension, ensuring convenient access</li> <li>• Comes equipped with a dedicated cover to safeguard your lenses during storage</li> <li>• Simply plug and play with a few screws and premarked drill locations for effortless setup</li> <li>• Glovebox extension (860202436, 860202596) required</li> </ul>	
<p><b>NEW</b></p> <p><b>VACUUM FLASK HOLDER</b></p>	<p>Radien-X 500 mm (except Alpine) Radien-X 600 mm (except Alpine)</p>	<p>860202731</p>
	<ul style="list-style-type: none"> <li>• Perfect companion for transporting warm beverages or food securely in your seatbox</li> <li>• Effortless installation, and the cover securely locks the thermos in place</li> <li>• Holder includes one thermos bottle, and there's an extra space available for a second one of your choice</li> <li>• The thermos bottle meets stringent food safety standards and is approved by FDA and certified for LFPG</li> </ul>	
<p><b>NEW</b></p> <p><b>UNDERSEAT STORAGE BAG - 11 L</b></p>	<p>Radien-X 500 mm (except Alpine) Radien-X 600 mm (except Alpine)</p>	<p>860202767</p>
	<ul style="list-style-type: none"> <li>• Installs inside the 15-liter underseat storage that comes stock on 500 mm and 600 mm models.</li> <li>• 11-liter capacity.</li> <li>• Insulated to protect from outside temperatures.</li> <li>• Durable polyester construction.</li> <li>• Integrated handles make transportation easy.</li> </ul>	



<b>LINQ JERRY CAN 20 L</b>	Radien-X 500 mm Radien-X 600 mm	715007822
	<ul style="list-style-type: none"> <li>• Quick, easy and secure LinQ system installation.</li> <li>• Spill-free spout for easy use.</li> <li>• 20 liter capacity.</li> <li>• Meets new Flame Mitigation Device (FMD) standard.</li> <li>• Compatible with the Multi LinQ Plate for 20" and 24" tunnels.</li> <li>• Not compatible with Luggage Rack Reinforcement Plates (860200798).</li> </ul>	
<b>LINQ JERRY CAN 14 L</b>	Radien <sup>2</sup> / Radien / Radien-X / REX <sup>2</sup>	860202756
	<ul style="list-style-type: none"> <li>• Quick, easy and secure installation with LinQ system.</li> <li>• No-Spill spout for easy use.</li> <li>• 14 liter capacity.</li> <li>• Single LinQ tunnel bag or LinQ oil caddy stacks on top for more storage.</li> </ul>	
<b>LINQ JERRY CAN 11 L</b>	Radien <sup>2</sup> / Radien / Radien-X REX / REX <sup>2</sup> / XU	860202757
	<ul style="list-style-type: none"> <li>• Quick, easy and secure installation with LinQ system.</li> <li>• No-Spill spout for easy use.</li> <li>• 11 liter capacity.</li> </ul>	
<b>LINQ JERRY CAN 3.78 L</b>	Radien <sup>2</sup> / Radien / Radien-X	860201774 • 3.78 Liter capacity.
	<ul style="list-style-type: none"> <li>• 3.78 liter capacity.</li> <li>• Smaller size for less weight.</li> <li>• Can be used in position 1 or 2 and on top of LinQ Stackable Fuel Caddy.</li> <li>• Easy pour design for sleds or power tools.</li> </ul>	
<b>OIL CADDY FOR STACKABLE JERRY CAN 3.78 L</b>	Radien <sup>2</sup> / Radien / Radien-X	860202758
	<ul style="list-style-type: none"> <li>• 3.78 liter capacity.</li> <li>• Can be used in position 1 or 2.</li> <li>• Can be used on top of LinQ Stackable Fuel Caddy.</li> </ul>	
<b>LINQ SPORT BAG 17 L</b>	Radien <sup>2</sup> / Radien / Radien-X / REX / REX <sup>2</sup> / XU	860202447
	<ul style="list-style-type: none"> <li>• 17 liter capacity.</li> <li>• Rigid bottom, semi-rigid top.</li> </ul>	
<b>LINQ DEEP SNOW LIGHT BAG - 26 L</b>	Radien <sup>2</sup> , Radien, Radien-X	860202787 860202789 • Black pro Cover
	<ul style="list-style-type: none"> <li>• Lightweight—uses one set of LinQ fasteners.</li> <li>• 26 liter capacity.</li> <li>• Pocket under the lid for quick and easy access.</li> <li>• Brightly colored interior makes it easy to locate objects.</li> <li>• Removable interior for easy cleaning.</li> <li>• 3 removable dividers to organize cargo.</li> <li>• Suitable for positions 0, 1, 2 and above the LinQ Stackable Fuel Caddy.</li> <li>• Shovel Holder System on the cover.</li> <li>• Compatible with Cover Lids 860202132, 860202383, and 860202747.</li> </ul>	

<b>LINQ PRO LIGHT BAG - 26 L</b>	Radien <sup>2</sup> , Radien, Radien-X	860202620 860202747 • cover lid only
	<ul style="list-style-type: none"> <li>• Lightweight.</li> <li>• Attaches with one set of LinQ fasteners.</li> <li>• Suitable for positions 0, 1, 2 and above the LinQ Stackable Fuel Caddy.</li> <li>• 26 liter capacity.</li> <li>• Compatible with Cover Lids 860202747, 860202132 &amp; 860202383.</li> </ul>	<ul style="list-style-type: none"> <li>• Pocket under the lid for quick and easy access.</li> <li>• Brightly colored interior makes it easy to locate objects.</li> <li>• Removable interior for easy cleaning.</li> <li>• 3 removable dividers to organize cargo.</li> </ul>
<b>LINQ DEEP SNOW PRO BAG 30 L</b>	Radien <sup>2</sup> / Radien / Radien-X	860202456 860202132 • cover lid only
	<ul style="list-style-type: none"> <li>• Watertight (with TiZip ) – our highest level of waterproofing.</li> <li>• Lightweight – uses one set of LinQ fasteners.</li> <li>• Fits position 1, 2 and on top of LinQ Stackable Fuel Caddy.</li> <li>• Expandable 9 to 30 liter capacity.</li> <li>• Improved Shovel Holder System.</li> </ul>	
<b>LINQ TRAIL PRO BAG 30 L</b>	Radien <sup>2</sup> / Radien / Radien-X	860201986 860202383 • cover lid only
	<ul style="list-style-type: none"> <li>• Premium bag with our highest level of waterproofing.</li> <li>• Watertight zipper (TiZip).</li> <li>• Map holder &amp; quick access storage compartment on lid.</li> <li>• Mesh pocket under the lid for easy, quick access to smaller items.</li> <li>• Brightly colored interior makes locating items easier.</li> <li>• Lightweight and mounts securely using one set of LinQ anchors.</li> </ul>	
<b>LINQ URBAN BAG 40 L</b>	Radien / Radien <sup>2</sup>	219401026
	<ul style="list-style-type: none"> <li>• Versatile LinQ storage solution with up to 40 liters of added storage.</li> <li>• Heavy-duty construction with high-quality zippers and water resistant outer shell.</li> <li>• Easy-access large roll-top opening.</li> <li>• Reversible integrated flap with water-resistant storage.</li> <li>• Integrated vehicle key holder.</li> <li>• Waterproof removable liner with integrated pocket and laptop storage.</li> <li>• Backpack Option includes adjustable, removable shoulder system, ergo-fitted back padding and lightweight shoulder system design.</li> </ul>	
<b>LINQ DRY BAG 40 L</b>	Radien <sup>2</sup> / Radien / Radien-X	715008110
	<ul style="list-style-type: none"> <li>• Fully waterproof roll-top design secures gear tightly.</li> <li>• 40 liter of adjustable capacity.</li> <li>• Heavy-duty rigid plastic base.</li> <li>• Foam lined bottom for additional protection.</li> <li>• Integrated handle for easy transportation on/off the vehicle.</li> </ul>	
<b>LINQ MODULAR CARGO BOX 10 L</b>	Radien <sup>2</sup> / Radien / Radien-X	715005494
	<ul style="list-style-type: none"> <li>• Modular LinQ cargo box with 10 liter capacity.</li> <li>• Single LinQ tunnel bag stacks on top for more storage.</li> <li>• Heavy duty construction for durability.</li> <li>• Weather resistant sealed lid.</li> </ul>	
<b>LARGE LINQ TUNNEL BAG 21 L</b>	Radien <sup>2</sup> / Radien / Radien-X	860202449
	<ul style="list-style-type: none"> <li>• Semi-rigid expandable LinQ tunnel bag.</li> <li>• 21 liter capacity.</li> <li>• Can be installed on top of LinQ Stackable Fuel Caddy or behind seat.</li> <li>• Easy one-second on/off tool-less system.</li> </ul>	

**LINQ SLIM WATERPROOF TUNNEL BAG 26 L**Radien<sup>2</sup> / Radien / Radien-X

860202451

- Rigid bottom and top design.
- Allows storage of removable snow flap.
- Waterproof inner roll top.
- Shovel can be stored while assembled on top of the bag.

- 16 to 26 liter capacity.
- Fit on the tunnel in positions 1 & 2
- 3500mm and longer

**LINQ 137" TUNNEL BAG ADVENTURE 40 L**Radien<sup>2</sup> / Radien / Radien-X

860202444

- 40 liter capacity.
- Thermoformed hard base and semi-rigid sides and top.
- Cover can be removed for easier access.
- Multiple compartments, separators and fixation points for hooks or bungee cords.
- Inside goggle soft pocket.

**LINQ THERMAL BOX 16 L**Radien<sup>2</sup> / Radien / Radien-X

219400964

- Features a highly robust rotomolded design with a 16-liter capacity.
- High quality foam insulation for optimal performance hot or cold.
- Does not fit with 1+1 backrest.

**LINQ TOOL BOX 19 L**Radien<sup>2</sup> / Radien / Radien-X  
REX / REX<sup>2</sup> / XU

715008111

- Weather-resistant design features a sealed cover.
- 19 liter capacity.

**LINQ CARGO BOX, LARGE 40 L**Radien<sup>2</sup> / Radien / Radien-X  
REX / REX<sup>2</sup> / XU

860202442

- Rigid molded plastic construction with integrated design.
- Provides dry, safe storage.
- 40 liter capacity. Only available for 3700 mm+ models.

**LINQ CARGO BOX 62 L**Radien<sup>2</sup> / Radien / Radien-X

860202446 • Black

Can be used on all models, which have 2 pair of LinQ attachments (this is only box which fits on 59 Ranger Alpine tunnel).

- Optional LinQ mounts can be added on top for even more capacity.
- 62 liter capacity.







**LINQ CARGO BOX BAG 62 L**Radien<sup>2</sup> / Radien / Radien-X







860201635 • Black

Fits perfectly in the LinQ Cargo Box (860202446)

- Easy to take everything with you on arrival.
- 62 liter capacity.

<b>LINQ REAR CARGO BOX 70 L</b>	Radien-X 500 mm Radien-X 600 mm (except Alpine)	860202416 • Black 860202494 • White
	<ul style="list-style-type: none"> <li>Provides additional secure storage.</li> <li>• 70-liter capacity.</li> <li>• Injection molded plastic.</li> <li>• Optional LinQ mounts can be added on top.</li> <li>• Convenient flip top provides easy access to stored goods.</li> </ul>	<ul style="list-style-type: none"> <li>• Suitable also for 59 Ranger Alpine model, if rear deck, 860202415, is added.</li> <li>• Standard on Commander Limited and 69 Ranger Limited models (until MY24).</li> <li>Suitable also for 59 Ranger Alpine model, if rear deck, 860202415, is added.</li> </ul>
<b>LINQ CARGO BOX 90 L</b>	Radien <sup>2</sup> / Radien / Radien-X REX / REX <sup>2</sup>	860202448
	<ul style="list-style-type: none"> <li>• Extra large 90 liter capacity.</li> <li>• Uses 16" LinQ mounts in position 1 and 2.</li> <li>• Easy on and off.</li> <li>• 2 LinQ anchors can be added on lid of box to install 16" LinQ accessories or additional storage.</li> <li>• Rugged and tough rotomolded plastic construction.</li> <li>• Not compatible with short tunnel.</li> </ul>	
<b>LINQ UTILITY CARGO BOX 135 L</b>	Radien-X 500 mm Radien-X 600 mm (except Alpine)	860202085
	<ul style="list-style-type: none"> <li>• Massive 135 liter capacity.</li> <li>• 4 LinQ anchors (860201806) can be added on lid of box to install 16" LinQ accessories or additional storage.</li> <li>• Slots molded in for plywood dividers.</li> <li>• Rugged and tough rotomolded plastic</li> </ul>	<ul style="list-style-type: none"> <li>construction.</li> <li>• Integrated axe and saw holders.</li> <li>• Removable/lockable lid.</li> <li>• Suitable also for 59 Ranger Alpine model, if rear deck, 860202415, is added.</li> </ul>
<b>SR50 UTILITY BAG 50 L</b>	Radien-X 500 mm Radien-X 600 mm	860201939
	<ul style="list-style-type: none"> <li>• Replaces passenger seat in seconds for additional storage.</li> <li>• Quick release straps to easily access storage underneath.</li> <li>• Waterproof to keep your cargo dry.</li> <li>• 50 liter capacity.</li> <li>• Works with the 135-liter LinQ Utility Cargo Bag (860202085).</li> </ul>	
<b>LINQ TRAILER SLEIGH DELUXE</b>	Radien <sup>2</sup> / Radien / Radien-X	860202569
	<ul style="list-style-type: none"> <li>• LinQ accessories can be installed on top and inside (LinQ Cargo Base Kit not included).</li> <li>• Made of high-molecular-weight polyethylene.</li> <li>• 2-part removable cover.</li> <li>• Rain resistant.</li> <li>• Carbide ready (860201044).</li> </ul>	<ul style="list-style-type: none"> <li>• Slots for dividers precast in. (Dividers not included.)</li> <li>• Dimensions 206 cm L x 84 cm W x 54 cm H.</li> <li>• Volume 485 L.</li> <li>• Weight capacity: 340 kg total (including top); max on top 34 kg.</li> <li>• Spring dampened pull bar.</li> </ul>
<b>LINQ PLATE</b>	Radien <sup>2</sup> , Radien, Radien-X	860202773
	<ul style="list-style-type: none"> <li>• Standard for 49 Ranger now available for 3700 length tunnels</li> <li>• Enables attaching large cargo box to 400 mm models.</li> <li>• More attachment points for LinQ accessories.</li> <li>• Places for binding straps.</li> </ul>	
<b>LINQ REAR DECK</b>	Radien-X 500 mm (except Alpine)	860202415
	<ul style="list-style-type: none"> <li>• Extra LinQ deck on rear tunnel allows more storage capacity.</li> <li>• Two LinQ positions on the deck, so you can stack more LinQ accessories there.</li> <li>• Hinges on the back and LinQ lock in front allows easy access under the deck.</li> <li>• Places for binding straps.</li> <li>• Can combine e.g. under the deck 5 pcs of Under Deck storage boxes (860202475) and 135L box on the deck.</li> <li>• Requires Luggage Rack (860202311).</li> <li>• Note max cargo capacity 58 kg.</li> </ul>	

<b>UNDER DECK STORAGE BOX 7 L</b>	Radien-X 500 mm	860202475
	<ul style="list-style-type: none"> <li>• Under the deck fits 5 boxes. Capacity of one box is 7 liter.</li> <li>• Can be used as dedicated for specific items e.g. for fishing, food, tools, campfire items</li> <li>• Rack locks the boxes firmly on their places and prevent them moving or clattering.</li> </ul>	
<b>LUGGAGE RACK</b>	Radien-X 500 mm	860202311
	<ul style="list-style-type: none"> <li>• Maximizes tunnel cargo capacity.</li> </ul>	
<b>LINQ REAR CARGO RACK</b>	Radien-X 500 mm (except Alpine) Radien-X 600 mm (except Alpine)	860201800
	<ul style="list-style-type: none"> <li>• Replaces passenger seat for extra cargo capacity.</li> <li>• Simple attachment.</li> <li>• Retains underseat access with clever hinge system.</li> <li>• Allows use of more LinQ bags.</li> </ul>	
<b>UNIVERSAL LINQ RACK</b>	Radien <sup>2</sup> / Radien / Radien-X	860202208 • for Lynx models 860202357 • other brands
	<ul style="list-style-type: none"> <li>• This Universal Rack can make generic accessories LinQ compatible.</li> <li>• Allows a multitude of products and configurations on LinQ tunnels.</li> </ul>	
<b>HANDLEBAR BAG</b>	Radien <sup>2</sup> / Radien / Radien-X	860201565
	<ul style="list-style-type: none"> <li>• 2.3 liter capacity.</li> <li>• Semi-rigid construction.</li> <li>• Mounted sturdily with clamp setup.</li> <li>• Can be removed easily with vehicle's tool.</li> <li>• Inside soft liner.</li> <li>• Water-resistant.</li> <li>• Thermoformed hard plastic base.</li> <li>• Features a pocket to separate items.</li> <li>• Not compatible with Grab handle.</li> </ul>	
<b>HANDLEBAR BAG, SMALL</b>	Radien <sup>2</sup> / Radien / Radien-X REX / REX <sup>2</sup> / XU	860200920 • Small, volume 3 L
	<ul style="list-style-type: none"> <li>• Innovative 2-pocket carry bag for secure storage around the steering riser block.</li> </ul>	

<p><b>LINQ DEEP SNOW SEAT BOX</b></p> 	<p>Radien<sup>2</sup>, Radien, Radien-X</p> <ul style="list-style-type: none"> <li>• Low profile integrated storage box utilizing the battery area.</li> <li>• Added storage capacity of 4.6 L with 10.25" CTD battery.</li> <li>• 5.5 L added capacity for a vehicle without battery.</li> <li>• Not compatible with the battery for electric</li> </ul>	<p>860202668</p> <ul style="list-style-type: none"> <li>starters.</li> <li>• Same height as battery cover.</li> <li>• Allows use of LinQ tunnel accessories.</li> <li>• Not compatible with 1 + 1 seat.</li> <li>• Compatible with Radien<sup>2</sup> (Deep Snow) CVT belt.</li> </ul>
<p><b>SEAT BOX FOR DEEP SNOW SEAT</b></p> 	<p>Radien<sup>2</sup> / Radien</p> <ul style="list-style-type: none"> <li>• Low profile integrated storage box utilizing the battery area</li> <li>• Added storage capacity of 1.5 L with battery and 6 L for a vehicle without the battery.</li> <li>• Same height as battery cover.</li> </ul>	<p>860202532</p> <ul style="list-style-type: none"> <li>• Rainproof liner included.</li> <li>• Works with Deluxe Tool Kit (860202029) (not included).</li> <li>• Allows use of LinQ tunnel accessories.</li> <li>• Does not work with 1 + 1 seat.</li> </ul>
<p><b>GLOVEBOX EXTENSION / GPS SUPPORT</b></p> 	<p>Radien<sup>2</sup> (except Deep Snow)</p> <ul style="list-style-type: none"> <li>• Increases storage by an additional 5-liters capacity.</li> <li>• Door allows for perfect positioning and mounting of GPS.</li> <li>• Replaces stock storage compartment cover.</li> <li>• Can be used with or without windshield.</li> <li>• Ready to receive Cellphone Holder.</li> <li>• GPS sold separately.</li> </ul>	<p>860202436</p>
<p><b>GLOVEBOX EXTENSION</b></p> 	<p>Radien<sup>2</sup> Deep Snow</p> <ul style="list-style-type: none"> <li>• Increases storage by an additional 6-liter capacity.</li> <li>• Door allows for perfect positioning and mounting of Cellphone holder (860202372)</li> <li>• Replaces stock storage compartment cover.</li> <li>• Cellphone holder sold separately.</li> </ul>	<p>860202596</p>
<p><b>GLOVEBOX EXTENSION</b></p> 	<p>Radien / Radien-X</p> <ul style="list-style-type: none"> <li>• Doubles the storage with additional 4-liter capacity.</li> <li>• Can be used with or without windshield.</li> <li>• Door allows for perfect positioning and mounting of GPS.</li> <li>• GPS sold separately.</li> </ul>	<p>860201523</p>
<p><b>CELLPHONE HOLDER</b></p> 	<p>Radien<sup>2</sup></p> <ul style="list-style-type: none"> <li>• Design is independent of the Glove Box Extension door.</li> <li>• Water resistant door allows for perfect phone positioning.</li> <li>• Heating element preserves cell phone battery longer.</li> <li>• Features capacitive and resistive touch screen technology.</li> <li>• Spring system in back plate automatically</li> </ul>	<p>860202372</p> <ul style="list-style-type: none"> <li>adjusts for thickness.</li> <li>• USB Intelligent Power Outlet is included for charging.</li> <li>• Fits all cellphones within 170 mm x 85 mm x 15 mm dimensions.</li> <li>• Works with almost all charger wires.</li> <li>• Does not include cell phone.</li> <li>• Can be used with or without windshield.</li> </ul>
<p><b>CELL PHONE HOLDER</b></p> 	<p>Radien / Radien-X</p> <ul style="list-style-type: none"> <li>• Doubles the storage with additional 3,5 liter capacity.</li> <li>• Can be used with or without windshield.</li> <li>• Cell phone heater included.</li> <li>• Does not include cell phone.</li> <li>• Available also the replacement door for glovebox, 860202169, sold separately.</li> </ul>	<p>860202072</p>
<p><b>GLOVEBOX REPLACEMENT DOOR / CELL PHONE HOLDER</b></p> 	<p>Fits with Glovebox Extension (860201523)</p> <ul style="list-style-type: none"> <li>• Replacement door to update Glovebox Extension with a cell phone holder.</li> <li>• Door allows for perfect positioning and mounting of a cell phone.</li> <li>• Cell phone heater included.</li> <li>• Requires 12V Outlet Plug (860201261).</li> <li>• For screen size up to 6.4" (16.26 cm) x 3.3" (8.38 cm).</li> <li>• Works with capacitive and resistive touch screen technology.</li> </ul>	<p>860202169</p>

**GLOVEBOX LINER**

Radien / Radien-X

860201270



- Thermoformed liner has a soft finish interior.
- Features one pocket to separate items.

**GOGGLE BAG**

Radien

860201691



- Designed specifically for a spare set of goggles.
- Under hood heat clears and dries wet fogged goggles.
- Protects goggles during the ride.

**LINQ SNOWBOARD/SKI RACK**

Radien-X Commander

860202778



- Fits 2 snowboards or 1 pair of skis and poles, all sizes.
- Redesigned: simpler, quicker and easier way to attach skis or snowboards even with gloves on.
- Easy to adjust from skis to boards in seconds.
- Rubber cushions protect the edges and hold ski poles securely without damage.
- Requires a rear rack.

**LINQ AXE HOLDER**Radien-X 500 mm (except Alpine)  
Radien-X 600 mm (except Alpine)

860201854



- Securely mounts on either side of the tunnel using LinQ anchors.
- Universal sizing to fit a wide variety of axes.
- Can be mounted on either side of the vehicle.

**CHAIN SAW HOLDER**Radien-X 500 mm (except Alpine)  
Radien-X 600 mm (except Alpine)

860202071



- Securely mounts to rear of vehicle.
- Retains full function of LinQ accessories, including cargo box.
- Compatible with most blades up to 18".

**ICE AUGER HOLDER**Radien<sup>2</sup>, Radien and Radien-X with  
2 LinQ pairs or on top of the box

860202779



- New position on the tunnel or on Cargo Box Cover – doesn't add width to the snowmobile
- Great for riding in wooded areas
- Easy installation with LinQ brackets
- Mount and dismount your auger in seconds with the two-point mounting system
- Handles augers with up to 8" blades
- Compatible with Cargo Boxes 860202416 and 860202085

**LINQ ICE AUGER HOLDER**Radien-X 500 mm (except Alpine)  
Radien-X 600 mm (except Alpine)

860201828



- Securely mounts to right side of vehicle.
- Easy on/off and installation.
- Retains full function of LinQ accessories.
- Handles augers with up to 10" blades.

**SHOVEL HOLDER BRACKET**

Radien-X 500 mm  
Radien-X 600 mm

860201979 all models with flat mounting surface  
860202287 Radien-X models with rear rack



- Securely mounts on side of the tunnel.

**LINQ TOOL HOLDER**

Radien-X 500 mm  
Radien-X 600 mm

860201846



- Designed for universal applications.
- Convenient swivel latch allows tools like a shovel to be stored in multiple positions.
- Designed specifically for winter use.
- Sold in pairs.

**LINQ LOCK KIT**

Radien<sup>2</sup> / Radien / Radien-X

860201968 • 1 pair  
860202478 • 2 pairs



- Simple way to lock most LinQ accessories in place.
- Retrofits most LinQ accessories.
- Lock cover prevents snow and ice build-up.
- Not compatible with Tool Holder or Working Light.
- Comes with two keys.

**LINQ ANCHORS RETRO FIT KIT**

Radien-X 500 mm  
Radien-X 600 mm

860202482



- Unique mounting fastener usable on any LinQ System accessory.
- Includes: 2 Cargo LinQ bases and hardware for Multi LinQ Plate

**LINQ CARGO BASE KIT**

Radien<sup>2</sup> / Radien / Radien-X  
REX / REX<sup>2</sup>

860201806



- Unique mounting fastener usable on any LinQ System accessory.
- Includes: 2 Cargo LinQ bases and hardware.



## SEATS &amp; ACCESSORIES

NEW

## DEEP SNOW ULTRA-LIGHT SEAT

Radien<sup>2</sup>  
Radien

860202909



- Ultra-compact design for active riders.
- Our smallest, lightest seat allows easier side-to-side changes.
- 127 mm height.
- Gripper style vinyl resists wear and tear and provides better control.
- Underseat storage compartment for CVT belt
- Works with Seat Storage Box - 6 L (860202532).

NEW

## 1+1 REMOVABLE RACK

Radien<sup>2</sup>, Radien, Radien-X 400 mm

860202749



- Quick, easy installation with LinQ system.
- Allows battery maintenance with the removable option.
- Required for LinQ Passenger Premium Heated Seat (860202536), Trail LinQ Passenger Sport Seat (860202917) and Trail LinQ Passenger Seat (860202325) use.
- Great look with or without the passenger seat mounted.
- Provides an additional LinQ position (for soft accessories only) when passenger seat isn't in use.
- Made of lightweight die cast aluminum.
- Retrofit for Radien & Radien-X 400 mm requires Driver Seat (860202781) or Driver Heated Seat (860202782) for installation.

NEW

## TRAIL LINQ PASSENGER PREMIUM NON-HEATED SEAT

Radien<sup>2</sup>, Radien, Radien-X 400mm

860202917



- The ultimate modular seating solution.
- Quickly changes from riding solo to riding with a passenger.
- Provides comfortable, ergonomically correct positions for both driver and passenger.
- Compatible with LinQ locking system.
- Includes Passenger Backrest (860202659) and seat handles.
- Requires LinQ 1+1 Removable Rack (860202749) or LinQ 1 + 1 Rack (860202414 or 860202785) for installation.
- Compatible with LinQ Passenger Seat Heated Grips (860202535).
- Requires seat 860202782 or 860202781
- Fit to Shredder and Retrofit for Radien & Radien-X 400 mm requires Driver Seat (860202781) or Driver Heated Seat (860202782) for installation.

## TRAIL LINQ PASSENGER PREMIUM HEATED SEAT

Radien<sup>2</sup>, Radien, Radien-X 400 mm

860202536



- The ultimate modular seating solution.
- Quickly changes from riding solo to riding with a passenger.
- Provides comfortable, ergonomically correct positions for both driver and passenger.
- Includes heated seat, heated handles and accessory plug in.
- Compatible with LinQ locking system.
- Passenger Backrest (860202659) is included.
- Requires LinQ 1 + 1 Rack (860202414) for installation.
- Fit to Shredder and Retrofit for Radien & Radien-X 400 mm requires Driver Seat (860202781) or Driver Heated Seat (860202782) for installation.

## LINQ PASSENGER SEAT - SPORT

Radien<sup>2</sup>, Radien, Radien-X 400 mm

860202325



- The ultimate modular seating solution.
- Quickly changes from riding solo to riding with a passenger.
- Provides comfortable, ergonomically correct positions for both driver and passenger.
- Easy tool-less clip in attachment with the LinQ system.
- Requires LinQ 1+1 rack 860202414 for installation.
- Compatible with LinQ Lock kits, Heated Handgrips (860202535) and Backrest (860202659)
- Fit to Shredder and Retrofit for Radien & Radien-X 400 mm requires Driver Seat (860202781) or Driver Heated Seat (860202782) for installation.

## PASSENGER BACKREST

Radien<sup>2</sup>, Radien, Radien-X 400 mm

860202659



- Passenger backrest compatible with LinQ Passenger Seat - Sport (860202325) for more comfort.

**LINQ PASSENGER SEAT HEATED GRIPS**Radien<sup>2</sup>, Radien, Radien-X 400 mm

860202535



- Provides heat to the passenger grips.
- Easy to disconnect when removing passenger seat.
- Fits for LinQ Passenger Seat Sport (860202325)

**LINQ 1+1 RACK**Radien<sup>2</sup>, Radien, Radien-X 400 mm

860202785

860202414 • (except 850 E-TEC Turbo R models)



- Required for LinQ Sport Passenger and LinQ Trail Premium Passenger Seat use.
- Great looks with or without the passenger seat mounted.
- Provides an additional LinQ position 0 (for soft accessories only) when passenger seat isn't in use.
- Made of lightweight die cast aluminum.
- Retrofit for Radien & Radien-X 400 mm requires Driver Seat (860202781) or Driver Heated Seat (860202782) for installation.

**DRIVER SEAT FOR LINQ 1+1 SYSTEM**Radien<sup>2</sup>, Radien, Radien-X 400 mm

860202781



- Designed especially to improve riding ergonomics on trail
- Compatible with: 1+1 Rack 860202414 or 860202749, 1+1 sport seat 860202325 or 860202917, 1+1 touring seat 860202536.

**HEATED DRIVER SEAT**Radien<sup>2</sup>, Radien, Radien-X 400 mm

860202782



- Makes riding more comfortable even in the coldest temperatures.
- Long awaited option to 16" models
- Compatible with: 1+1 Rack 860202414 or 860202749, 1+1 sport seat 860202325 or 860202917, touring seat 860202536.
- Requires Harness (860202740) to retrofit on Radien models.

**DEEP SNOW PRO SEAT**Radien<sup>2</sup> / Radien / Radien-X 400 mm

860202264



- Ultra compact design for active riders.
- Low, narrow and light seat.
- Allows easier side-to-side changes.
- Provides great freedom of movement.
- Integrated grip areas.
- Stock on Radien<sup>2</sup> Shredder RE & DS models.

**2 UP LIGHT SEAT**Radien<sup>2</sup> / Radien / Radien-X 400 mm

860202568










- Extended seat providing convenient 2-up riding.
- Replaces existing seat in seconds.
- Battery Cover with Support (860201720) required for vehicle without battery.
- On vehicles equipped with a battery, attach LinQ anchor on top of stock battery cover, or use kit 860201720

**2 UP SEAT WITH BACKREST**Radien<sup>2</sup> / Radien / Radien-X 400 mm

860202662



- The ultimate in modular seating.
- Allows quick changes between 1-up and 2-up riding.
- Ergonomically correct positions for driver and passenger.
- Two easy tool-less steps:  
1 - Clip in seat.  
2 - Add LinQ 1 + 1 Backrest.
- Battery Cover with Support (860201720) required for vehicle without battery.
- Anchor kit available 860202059 (when owning 2 sleds and want to change this seat easily to another sled)
- On vehicles equipped with a battery, attach LinQ anchor on top of stock battery cover, or use kit 860201720

<b>HEATED DRIVER SEAT</b>	Radien-X 500 mm Radien-X 600 mm	860202261
	<ul style="list-style-type: none"> <li>• Adds warmth in the coldest conditions.</li> </ul>	
<b>HEATED PASSENGER SEAT AND GRIPS</b>	Radien-X 500 mm (except Alpine) Radien-X 600 mm (except Alpine)	860202094
	<p>Premium passenger seat with backrest and heated grips.</p> <ul style="list-style-type: none"> <li>• Adds warmth in the coldest conditions.</li> </ul>	
<b>1 + 1 SEAT WITH BACKREST</b>	Radien-X 500 mm (except Alpine) Radien-X 600 mm (except Alpine)	860202093
	<ul style="list-style-type: none"> <li>• Passenger seat to transform into a 1 + 1 configuration.</li> <li>• Includes safety handles.</li> <li>• Quick, easy installation.</li> </ul>	
<b>HEATED GRIPS FOR LINQ 2 UP SEAT</b>	Radien <sup>2</sup> / Radien / Radien-X 400 mm	860201840
	<p>Allow your passenger to ride in comfort in all conditions.</p> <ul style="list-style-type: none"> <li>• Easy unplug.</li> <li>• Fits for LinQ 2-up seat 860202662.</li> </ul>	
<b>PASSENGER MUFFS FOR 1 + 1 SEAT</b>	Radien <sup>2</sup> / Radien / Radien-X	860202114
	<ul style="list-style-type: none"> <li>• Ultra warm passenger muffs with fleece liner.</li> <li>• Designed for extreme cold conditions.</li> <li>• Easy to remove in warmer weather.</li> <li>• Fits also LinQ 2-up seat (860202662).</li> </ul>	
<b>BATTERY COVER</b>	Radien <sup>2</sup> / Radien / Radien-X 400 mm	860201720
	<ul style="list-style-type: none"> <li>• Use in conjunction with 2 up light seat 860202568 or 1 + 1 Seat with backrest 860202662.</li> </ul>	
<b>1 + 1 SEAT ELECTRIC VISOR / HEATED BOOTS WIRE HARNESS</b>	Radien <sup>2</sup> / Radien / Radien-X 400 mm	860201981
	<ul style="list-style-type: none"> <li>• Works in conjunction with the LinQ 1+1 Seat Heated Grips (860201840).</li> <li>• Provides 2 extra connections: one connection for electric visor and one connection for heated boots.</li> </ul>	

## WIND PROTECTION & MIRRORS

<p><b>NEW</b> <b>ADJUSTABLE WINDSHIELD, HIGH TO ULTRA HIGH</b></p>	Radien <sup>2</sup> (except Deep Snow)	860202623
	<ul style="list-style-type: none"> <li>• Adjustable range of 47.5 cm to 53.5 cm</li> <li>• Single lever allows quick changes to the amount of wind protection. High-quality product ensures smooth sliding and easy operation.</li> <li>• Injection molded for clarity and a better finish.</li> <li>• Compatible with Glove Box Extension (860202436).</li> <li>• Compatible with Windshield-Mount Mirrors (860202679).</li> <li>• Includes Windshield Support (517307974).</li> <li>• Side Deflectors (860202437) and adapters (860202784) required for installation.</li> <li>• Not compatible with handguards and muffs.</li> </ul>	
<p><b>ADJUSTABLE WINDSHIELD - MEDIUM TO HIGH</b></p>	Radien <sup>2</sup> (except Deep Snow)	860202615
	<ul style="list-style-type: none"> <li>• Adjustable range of 17" (44 cm) to 21" (54 cm).</li> <li>• Lever allows quick changes to amount of wind protection.</li> <li>• Compatible with Glove Box Extension (860202436).</li> <li>• Includes Windshield Support (517307974).</li> <li>• Side Deflectors (860202437) and adapters (860202784) required for installation.</li> <li>• Not compatible with handguards and muffs.</li> </ul>	
<p><b>MEDIUM WINDSHIELD</b></p>	Radien <sup>2</sup> (except Deep Snow)	860202471
	<ul style="list-style-type: none"> <li>• Medium height - 17" (43 cm) in length.</li> <li>• Offers additional wind protection with integrated style.</li> <li>• Injection molded for clarity.</li> <li>• Compatible with Windshield-Mount Mirrors.</li> <li>• Complete kit includes windshield, side deflectors, windshield support &amp; hardware.</li> <li>• Side Deflectors (860202437) included.</li> <li>• Side Deflector adapters (860202784) required for installation.</li> <li>• Not compatible with handguards and muffs.</li> </ul>	
<p><b>LOW WINDSHIELD</b></p>	Radien <sup>2</sup> (except Deep Snow)	860202470 • Smoke 860202850 • Dark Smoke <b>NEW</b>
	<ul style="list-style-type: none"> <li>• Low height - 12,5" (32 cm) in length.</li> <li>• Offers additional wind protection with integrated style.</li> <li>• Injection molded for clarity.</li> <li>• Includes windshield support.</li> </ul>	
<p><b>ULTRA LOW WINDSHIELD</b></p>	Radien <sup>2</sup> (except Deep Snow)	860202624
	<ul style="list-style-type: none"> <li>• Ultra low height - 8" (22 cm) in length.</li> <li>• Additional wind protection with integrated style.</li> <li>• Injection molded for clarity.</li> <li>• Includes windshield support.</li> </ul>	

**WINDSHIELD SIDE DEFLECTOR ADAPTERS**Radien<sup>2</sup> (except Deep Snow)

860202784



- Includes adapters for assembling windshield side deflectors (860202437, 860202469 and 860202849).

**WINDSHIELD SIDE DEFLECTORS**Radien<sup>2</sup> (except Deep Snow)860202469 • Smoke  
860202849 • Dark Smoke

- Added wind protection for use with low height windshield.
- Side Deflector adapters (860202784) required for installation.

**WINDSHIELD SIDE DEFLECTORS**Radien<sup>2</sup> (except Deep Snow)

860202437



- Added wind protection that works with windshield mounted mirrors also
- Used with Medium height windshield.
- Side Deflector adapters (860202784) required for installation.

**WINDSHIELD SUPPORT**Radien<sup>2</sup> (except Deep Snow)

517307974



- Required for windshields medium height and up.

**ADJUSTABLE WINDSHIELD HIGH TO EXTRA HIGH**

Radien / Radien-X

860201782



- Quickly change your level of wind protection with the flip of a lever.
- Compatible with Glove Box Extension (860201523).
- Adjustable range of 58.5 cm to 68.5 cm.
- Side deflectors (860201910) and windshield support (517306183) required for installation.
- Not compatible with handguards and muffs.

**ADJUSTABLE WINDSHIELD MEDIUM TO HIGH**

Radien / Radien-X

860201493



- Quickly change your level of wind protection with the flip of a lever.
- Compatible with Glove Box Extension (860201523).
- Adjustable range of 48.5 cm to 58.5 cm.
- Side deflectors (860201910) and windshield support (517306183) required for installation.
- Not compatible with handguards and muffs.

**ADJUSTABLE WINDSHIELD LOW TO MEDIUM**

Radien / Radien-X

860201820



- Quickly change your level of wind protection with the flip of a lever.
- Compatible with Glove Box Extension (860201523).
- Adjustable range of 35,6 cm to 43.2 cm.
- Windshield support (517305749) included.
- Not compatible with handguards and muffs.

**WINDSHIELD, EXTRA HIGH**

Radien / Radien-X

860202257



- 63,5 cm high.
- Provides maximum wind protection.
- Includes side deflectors and windshield support kit.
- Not compatible with handguards and muffs.

**WINDSHIELD, MEDIUM**

Radien / Radien-X

860201547



- 43 cm high.
- Includes windshield support.
- Not compatible with handguards and muffs.

**WINDSHIELD, MEDIUM**

Radien / Radien-X

860201864



- 43 cm high.
- Includes side deflectors and windshield support kit.
- Not compatible with handguards and muffs.

**WINDSHIELD, LOW**

Radien / Radien-X

860202262



- 36 cm high.
- Includes windshield support.

**WINDSHIELD, ULTRA LOW**

Radien / Radien-X

860201259



- 20 cm high.
- Sporty and aggressive look.
- Windshield support not included.

**WINDSHIELD SIDE DEFLECTORS**

Radien, Radien-X

860201910



- For medium and high windshields provide added protection and warmth.
- Compatible with Windshield-Mount Mirrors (860200893)

**WINDSHIELD SUPPORT**

Radien / Radien-X

517306183 • Black



- For medium and higher windshields

**PIVOTING MIRROR KIT FOR HANDGUARDS**Radien<sup>2</sup> / Radien / Radien-X  
REX / REX<sup>2</sup>

860200893



- Perfectly integrated design and style.
- Mirrors fold away when not in use for easy storage or when covering vehicle.
- Sold in pairs
- Does not fit with Medium to Ultra High Windshields with side deflectors (fixed or adjustable)

**MIRROR KIT**

619400009



- Sold individually.

**MIRROR KIT**Radien<sup>2</sup> / Radien / Radien-X

860202679



- For extra high windshield.

**XL HANDGUARD KIT**Radien<sup>2</sup>, Radien, Radien-X

860202783



- Provides additional wind protection for the rider's hands while allowing good vision on the trail.
- The complete kit features clear, larger deflectors, black/grey colored interchangeable caps, and holding arm.
- Stylish design.
- Compatible with Pivoting Mirror Kit For Handguards (860200893).
- Sold in pairs.
- Does not fit with Medium to Ultra High Windshields with side deflectors (fixed or adjustable).

**FLEXIBLE MOUNTAIN HANDGUARDS**Radien<sup>2</sup> / Radien / Radien-X  
REX / REX<sup>2</sup>

860201591 • Black



- Designed to withstand roll-overs and tough boondocking conditions.
- Feature smaller size deflector made of flexible material.
- Mounts feature a flexible base.
- Fits with Pivoting Mirror Kit for Handguards (860200893).

**HANDLEBAR AIR DEFLECTORS**Radien<sup>2</sup> / Radien / Radien-X  
REX / REX<sup>2</sup>

860201383



- Design delivers better protection and great style.
- Comes with Black/Grey colored caps.
- Appropriate for trail riding.
- Sold in pairs.
- Does not fit with medium to ultra high windshields.
- Dark Smoke deflectors are available as spare parts (left 517308076) and (right 517308077)

**AIR DEFLECTOR EXTENSION KIT**Radien<sup>2</sup> / Radien / REX / REX<sup>2</sup>

860200781



- Vehicles with Transparent Handguards 860201383
- Semi-rigid, won't collapse at high speed.
- Delivers additional hand protection from the elements.
- Can be installed and removed in seconds.

**HANDLEBAR PAD**

Radien<sup>2</sup> / Radien

860201680



- For vehicles without grab handle

**HANDLEBAR MUFFS**

Radien<sup>2</sup> / Radien / Radien-X

860202812



- Ultra warm muffs with faux-fur liner for extreme cold conditions.
- Thermoformed construction allows muffs to keep their shape and provides more space for hand movement.
- Robust attachment system with magnetic opening and closure.
- Easy to install and remove with gloves on.
- Large transparent section allows visibility of

- control switches.
- Note: Never use handlebar muffs with finger throttle lever.
- Does not fit vehicles with large handlebar pad and/or mirrors.
- Does not fit vehicles with medium to ultra high windshields
- Does not fit vehicles with 4 stroke engines, except 900 ACE Turbo R

**HANDLEBAR MUFFS**

Radien / REX / REX<sup>2</sup> / XU

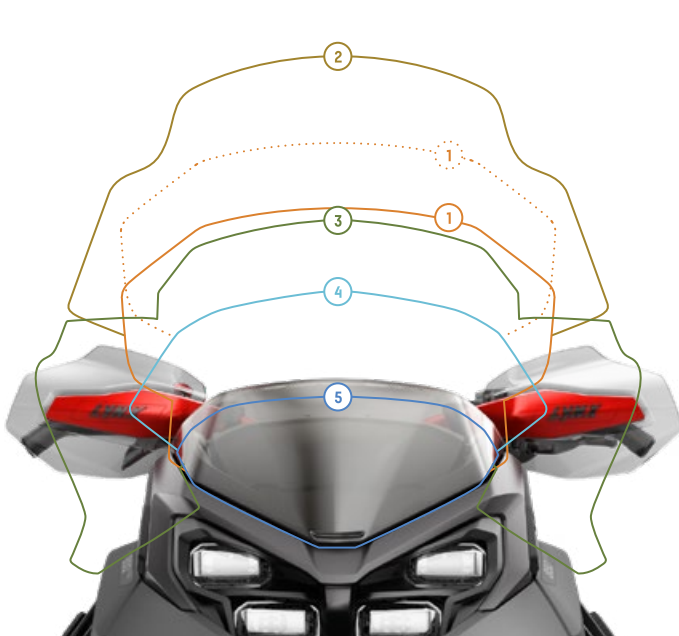
619590211



- Ultra warm handlebar muffs with fleece liner.
- Designed for extreme cold conditions.
- Easy to remove in warmer weather.
- Can be used on handlebars with or without handguards.
- Inner skeleton allows muffs to keep their

- shape and gives more space for hand movement.
- Transparent section allows visibility and easy manipulation of control switches.
- Does not fit vehicles with large handlebar pad and/or mirrors.

# EASILY CHOOSE YOUR IDEAL WINDSHIELD



**ADJUSTABLE WINDSHIELDS**

Lowest Position

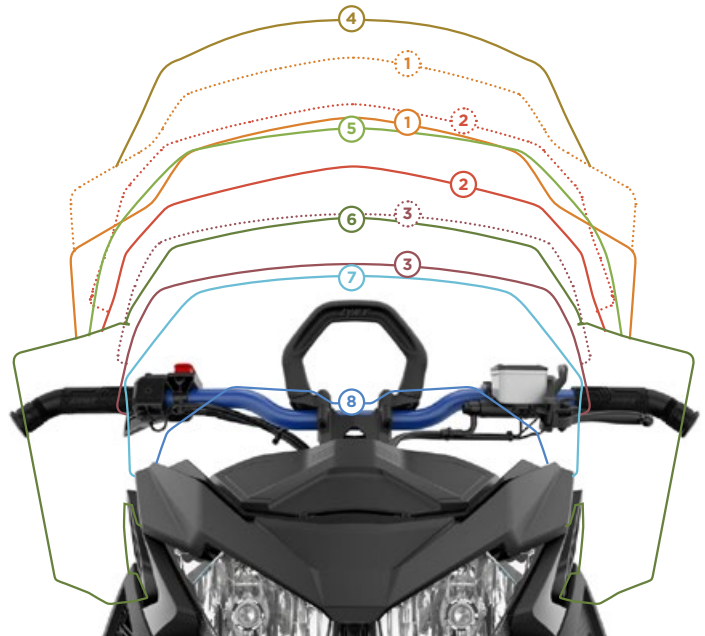
Highest Position

- ① HIGH TO ULTRA HIGH      17" (44 cm)      21" (54 cm)

**WINDSHIELDS**

Height

- ② ULTRA HIGH      25" (64 cm)
- ③ MEDIUM      17" (44 cm)
- ④ LOW      16" (40 cm)
- ⑤ ULTRA LOW      8" (22 cm)



**ADJUSTABLE WINDSHIELDS**

Lowest Position

Highest Position

- ① HIGH TO EXTRA HIGH      58.5 cm      63.5 cm
- ② MEDIUM TO HIGH      48.5 cm      58.5 cm
- ③ LOW TO MEDIUM      37 cm      43 cm

**WINDSHIELDS**

Height

- ④ ULTRA HIGH      27.5" (70 cm)
- ⑤ HIGH      23" (58.5 cm)
- ⑥ MEDIUM      17" (43 cm)
- ⑦ LOW      14" (36 cm)
- ⑧ ULTRA LOW      8" (20 cm)



## BUMPERS

NEW

### HEAVY-DUTY FRONT BUMPER

Radien<sup>2</sup> (except Deep Snow)

860202817



- Designed with utility in mind
- Tailored for Radien<sup>2</sup> platform
- Pre-marked attachment points
- Heavy protection without compromising on lightweight construction
- Durable steel construction

### EXPLORER<sup>2</sup> FRONT BUMPER

Radien<sup>2</sup>

860202714



- Redesigned to match the Radien<sup>2</sup> look and to give unique visual impact with high-end, black/platinum silver powder-coat.
- Large protective surface gives extra protection for your snowmobile.

- Easy bolt-on installation.
- Works with all skid plates.
- Standard on Xterrain RE, Brutal RE & 49 Ranger PRO (MY25 Models)

### EXPLORER<sup>2</sup> REAR BUMPER

Radien<sup>2</sup> (except MY25 Deep Snow models)

860202717 • 3500  
 860202718 • 3700  
 860202710 • 3700 • Short tunnel  
 860202711 • 3900 • Short tunnel  
 860202712 • 4100 • Short tunnel



- Redesigned to match the Radien<sup>2</sup> look and to give unique visual impact high-end, black/platinum silver powder-coat.
- Increases the rigidity, protects and strengthens the rear part of the tunnel.
- Easier to install with its premarked chassis.
- Raised handle for better grips when riding in deep snow.
- Places for binding straps.

### EXPLORER<sup>2</sup> FRONT BUMPER - SAFARI EXTENSION

Radien<sup>2</sup>, Radien

860202915



- Prevents damages and keeps the snowmobile from climbing on top of another in the event of an impact from behind.
- Provides extra protection and increases the safety of riders and passengers.
- Designed specially for rental use.

### EXPLORER FRONT BUMPER

Radien / Radien-X 400 mm

860201912 • Black  
 860201949 • White  
 860201957 • Viper Red  
 860201958 • Race Orange  
 860201959 • Sunburst yellow  
 860201960 • Manta Green



- Provides additional protection.
- Gives the vehicle an attacking expression.

### ADVENTURE FRONT BUMPER

Radien

860202135 • Sunburst Yellow/Black  
 860201787 • Race Orange/Black  
 860201788 • Viper Red/Black  
 860201681 • Black/Black  
 860201474 • White/Black



- Made of stacked lightweight aluminum plates.
- Makes a visual impact and provides added protection.

**XC FRONT BUMPER**

Radien / Radien-X 400 mm

860201615 • Black



- Add extra protection and attitude with this bumper.
- Perfect integration with or without a skid plate.
- Lightweight cast aluminum heat-treated construction.

**FRONT BUMPER**

Radien / Radien-X 400 mm

860201858 • Viper Red  
860201859 • Race Orange  
860201444 • Black  
860201445 • White



- Easy-install bumper changes the appearance of your sled in minutes.

**HEAVY DUTY FRONT BUMPER**

Radien-X 500 mm  
Radien-X 600 mm

860201819



- Reinforced lightweight aluminum construction.
- Required for the installation of Front Bumper (860202120).
- Standard on Radien-X Commander & RE & LTD, 59 & 69 Ranger PRO, 59 & 69 Ranger Alpine models.

**WRAP AROUND FRONT BUMPER**

Radien-X

860202120 • Black 500 mm & 600 mm  
860202263 • Orange 500 mm & 600 mm  
860202254 • 400 mm & 500 mm (only Brutal)



- The ultimate front protection for your sled, and attitude with this front bumper.
- 860202120 needs the HD front bumper 860201819 if not as a standard.

**FRONT BUMPER CROSS SUPPORT**

Radien-X

860202479



- Adds additional side impact protection.
- Provides place to attach additional lights.
- Use with Front Bumpers 860202120 and 860202254

**WRAP AROUND SIDE BUMPER**

Radien-X

860202189 • Black  
860202228 • Orange 600 mm  
  
860202190 • Black  
860202495 • Orange 500 mm  
  
860202255 • Black 400 mm



- Protects side panels while still allowing access to them.
- Radien-X 500mm & 600mm models need front bumper 860202120 (Brutal uses 500 mm side bumper and needs front bumper 860202254, but HD bumper is not required).
- Radien-X 400 mm models need also front bumper 860202254.


**EXPLORER REAR BUMPER**

Radien / Radien-X 400 mm

860201950 • 3700 • White  
 860201952 • 3700 • Black  
 860201954 • 3700 • Viper Red  
 860202007 • 3700 • Manta Green  
 860202099 • 3700 • Sunburst Yellow

860201951 • 3900 • White  
 860201953 • 3900 • Black  
 860201955 • 3900 • Viper Red  
 860202008 • 3900 • Manta Green  
 860202100 • 3900 • Sunburst Yellow

- Protects the rear part of the tunnel.
- Multiple attachment points to attach cargo to the tunnel.

**ADVENTURE REAR BUMPER**

Radien

860201683 • Black.  
 860201684 • Orange / Black.  
 For Xtrim RE and Rave RE models (2020 ->)

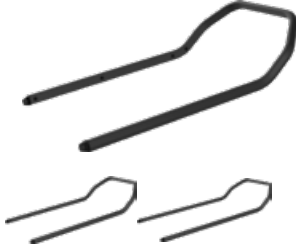
860201685 • Black.  
 For Rave RE (until 2019) and Rave Enduro.

- Matches the Adventure front bumper.
- Stunning style and construction.
- Made of lightweight stacked aluminum plates..

**REAR BUMPER FOR SHORT TUNNEL**Radien<sup>2</sup> Deep Snow

860202630 • 3700  
 860202631 • 3900  
 860202632 • 4100

- Easy-install bumper changes the appearance of your sled in minutes.
- Also reinforces the tunnel.

**HITCH BUMPER FOR SHORT TUNNEL**Radien<sup>2</sup> Deep Snow

860202647 • 3700  
 860202646 • 3900  
 860202648 • 4100

- Required for hitch use (hitch 860201381) and towing for short tunnel.
- Easy mounting with no cutting.
- Also reinforces the tunnel.

**HITCH BUMPER**Radien<sup>2</sup>, Radien

860201250 • Radien<sup>2</sup> 3700 Xterrain,  
 BoonDocker RE 3700 (until 2021)

860201424 • For BoonDocker RE 3900 and  
 Xterrain RE 3900 (until 2021)

860201433 • For Rave RE (until 2019)

860201471 • For Xtrim RE  
 and Rave RE (2020->)

- Heavy-duty aluminum bumper for hitch applications.
- Easy attachment with no cutting or drilling.



## TOWING

### C-TYPE HITCH

Radien<sup>2</sup> Deep Snow

860201381

- Heavy-duty C-type hitch works in conjunction with hitch rear bumper.



860202116 • models with a hitch bumper

860202117 • models with a Explorer rear bumper (not illustrated)

### TOW HITCH J-HOOK

Radien<sup>2</sup> / Radien / Radien-X  
REX / REX<sup>2</sup> /

860202258 • Radien-X models without rear bumper (not illustrated)

- Easy-to-use, sturdy hook for towing applications.
- Does not fit for 2018-2021 BoonDocker DS models, any 2022 BoonDocker models or 2023-24 Shredder models.



### MULTIMOUNT WINCH KIT

Radien-X 500 mm  
Radien-X 600 mm

860202097

- Ergonomic clutch handle.
- Rugged all-steel gears and bushings, provides more torque and longer life.
- Can be mounted on the side of the tunnel while riding.
- Can be mounted in front or rear while using. Includes cable to allow front mounting on HD front bumper (860202120 or 860202254) and rear mounting to vehicle's hitch.
- Automatic 100% load-holding brake.
- Sealed solenoid for all weather protection.
- Coded 10 ft. (3m) weather sealed hand-held remote.
- Pulling strength capability of 2,000 lb (907 kg).
- Synthetic rope.
- Onepiece rope guide.
- EC Compliant.



## SKID PLATES, PROTECTORS & REINFORCEMENT

**NEW****FULLBODY SKIDPLATE, BLACK**Radien<sup>2</sup> (4-stroke models)

860202912

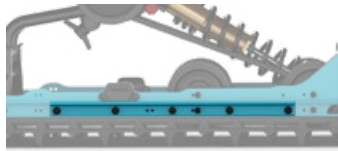


- Full coverage skid plate ensures comprehensive coverage, including chaincase and brake disk protection
- Maximum, extra-wide protection for demanding conditions
- Injection molded assures a perfect fit and easy installation.
- Attachment kit included for easy assembly without the need for disassembly.

**NEW****RAIL REINFORCEMENTS**

Radien-X 500 mm &amp; 600 mm EasyRide+

860202795



- Increases front protection.
- The ultimate front protection for your sled, and attitude with this front bumper

860202811 • Race Orange **NEW**  
 860202808 • Black  
 860202809 • White  
 860202810 • Viper Red

**SKID PLATE**Radien<sup>2</sup> (except Deep Snow)

- Provides a perfect fit with a clean look.
- Smooth surfaces reduce drag.
- 4 mm thick high impact resistance polypropylene plastic for durability.
- Reduced installation time - no need for vehicle disassembly, chassis premarked.
- Compatible with Brake and Chain Case Protectors 860202765 and 860202780

**SKID PLATE**Radien<sup>2</sup> Deep Snow

860202586 • Viper Red  
 860202417 • Black  
 860202423 • Manta Green  
 860202418 • Neo Yellow  
 860202603 • Catalyst Grey



- Narrower than a Full Body, but wider than an Extreme skid plate in size - good blend of protection and agility.
- Smooth surfaces also reduce drag.
- Improved easy assembly without disassembly.
- Chassis is premarked for easy installation.
- 4 mm thick high impact resistance polypropylene for durability.
- Attachment kit included.

**FULLBODY SKIDPLATE**

Radien

860202797 • Black  
 860202798 • White  
 860202799 • Viper Red

860202023 • Cyan  
 860202024 • Race Orange



- Injection molded plate with smooth bottom surface to reduce drag.
- 4mm thick high impact resistance polypropylene for durability.
- Wide shape for full protection and maximum flotation.
- Improved easy assembly without disassembly.
- Attachment kit included.

**HEAVY-DUTY SKID PLATE**

Radien-X 400 mm

860202064 • Can-Am Red  
860202065 • Race Orange  
860202343 • Black  
860201867 • White

- Full coverage skid plate.
- Maximum extra wide protection for tough conditions.
- Injection molded assures a perfect fit and easy installation.
- Attachment kit included.

**HEAVY DUTY SKID PLATE**

Radien-X 500 mm

860202314 • Black  
860202313 • Red

- Injection molded plate with smooth bottom surface to reduce drag.
- Wide shape for full protection and maximum flotation.
- Attachment kit included.

**HEAVY DUTY SKID PLATE**

Radien-X 600 mm

860202176



- Injection molded plate with smooth bottom surface to reduce drag.
- Wide shape for full protection and maximum flotation.
- Attachment kit included.

**REAR SKIDPLATE**

Radien

860202067 • For long chaincase  
860202303 • For short chaincase

- Extra underbelly protection.
- Protects components such as brakes and chaincase from impacts.
- Available for models with fullbody skid plate.

**HEAVY-DUTY AIR INTAKE FILTER KIT**Radien<sup>2</sup> Deep Snow860202459  
860202748 • replacement filters


- Filters prevent water intrusion and snow buildup.
- Designed in 2 parts, one fixed and the other removable.
- The fixed part has a filter to prevent debris from entering the air inlet if the removable part gets damaged.
- Quickly replace the upper filter in the event of damage without tools.
- Replacement for stock filters.
- Not compatible on Radien models.

**BRAKE AND CHAINCASE PROTECTORS**Radien<sup>2</sup>, Radien and Radien-X860202765 • with long chaincase  
860202780 • with short chaincase  
860202573 • with long chaincase  
for DeepSnow models

- Provide extra underbelly protection for impacts and riding in extreme conditions.
- 2 mm steel, powder coated black.
- Easy to mount to the frame with screws, chassis premarked for easy installation.
- Compatible with the skid plate.
- Set includes protectors for left and right.

**RAIL REINFORCEMENT**Radien<sup>2</sup> Deep Snow

860202611



- Increases rail strength and longevity.
- Reinforcements are installed inside the rails.
- Standard on Shredder RE models

**RAIL REINFORCEMENT**Radien<sup>2</sup> (except deep snow)  
Radien860201870 • PPS<sup>2</sup> rear suspension  
860202462 • PPS<sup>3</sup> rear suspension

- Fits all Radien and Radien<sup>2</sup> models with PPS<sup>2</sup> or PPS<sup>3</sup> rear suspension.

**BRAKE RESERVOIR PROTECTOR**Radien<sup>2</sup> / Radien  
(only models with standard  
controls on handlebar)

860202171



- Increases impact protection for the brake reservoir.
- Window to see fluid level.
- Cast aluminum construction.
- Stock on 2022 BoonDocker RE & DS models and 2023-2024 Shredder RE & DS models.
- Does not fit to any of 2025 models, those already have aluminium reservoir as standard.

**SNOWFLAP EXTENSION**Radien<sup>2</sup> Deep Snow

860202567



- Removable snowflap extension that helps engine cooling in hardpack, low & icy snow conditions when installed.
- Stows on the tunnel when not in use.
- Installs on the stock lightweight snowflap of Shredder models with short tunnel.
- Compatible with stock and hitch bumpers.
- Light or heavy-duty Rear bumper required.

**LING REMOVABLE SNOWFLAP**

Radien

860201515



- Innovative way to remove snowflap.
- Can be installed with stock flap.
- Stows on the tunnel when not in use.
- Does not fit on Boondocker RE & DS and Xterrain RE (2022 and up).

## ERGONOMICS

### ADJUSTABLE BRAKE LEVER

Radien<sup>2</sup>, Radien & Radien-X Xterrain

860202222



- Toolless design adjusts easily .
- Shape and size is optimized for 1 or 2 fingers.
- Total adjustment range of 20 mm/0.8 inches.
- Up to 15.5 mm/0.6" closer or 4.5mm/0.18" farther away vs. standard lever.
- Stock on Radien<sup>2</sup> Shredder RE & DS and Rave RE & Enduro models.

### PERFORMANCE SMALL DIAMETER HANDLEBAR

Radien<sup>2</sup> / Radien / Radien-X

860202838



- Narrow design used for more agile precise maneuvers found in mountain applications or in trail applications ideal for smaller hand grip.
- Smaller diameter provides a lighter, easier grip.
- 20 mm (0.79 in) grip, 22 mm (0.87 in) clamped diameter at riser.
- Less hand fatigue.
- Grips included.

### FIXED TOE-HOLD

Radien<sup>2</sup> Rave & Xterrain /  
Radien (Deep Snow)

860202066



- Fixed toe-holds for control and leverage when boondocking.
- Fits for 3500 length tunnel and longer.

### ADJUSTABLE TOE-HOLDS

Radien<sup>2</sup> (Deep snow)

860201717



- Die-cast aluminum part.
- Allows user to adjust toe-hold position for different riding styles and control.
- Foldable to ease floorboard access.
- Adjustable 7.6 cm rearward and 3.8 cm upward.
- Forward/backward and top/down adjustments.

### SIDE SUPPORT FOOT KIT

Radien<sup>2</sup> / Radien

860201876



- Cast aluminum outer support for riders that use their feet to push in corners, or desire a more locked feel.



**ADJUSTABLE RISER**Radien<sup>2</sup> / Radien860201589 • 150-210 mm.  
Fits on Deep Snow

- For straight handlebar.

860201428 • 190 mm. Works with all stock wiring and cables. Fits on BoonDocker models

860201632 • 165 mm. Fits on Rave RE (longer cable 512061224 required, not included) and Xtrim RE models

860201427 • 120 mm. Works with all stock wiring and cables. Fits on Rave RE and Xtrim RE models

**EXTENSION KIT**Radien<sup>2</sup> / Radien

- For straight handlebar.

**FIXED RISER BLOCK**Radien<sup>2</sup> / Radien860201874 • 90 mm  
860202859 • 70 mm **NEW****HANDLEBAR GRIPS**Radien<sup>2</sup> / Radien / Radien-X

860201878 • Black



- Aggressive pattern for extra grip.
- 2 pieces.







**GRAB HANDLE LOW**Radien<sup>2</sup> / Radien / Radien-X

860202073



- Provides more freedom of movement in active riding.
- Not compatible with Handlebar Bag (860201565).

## LIGHTS

<p><b>NEW</b></p> <p><b>AUXILIARY LED WIDE LIGHTS</b></p> 	<p>Radien<sup>2</sup> (except Deep Snow)</p> <ul style="list-style-type: none"> <li>• Provide a wider and more consistent light pattern</li> <li>• Covers the dark zone directly in front of the vehicle and to the sides for more pleasant riding.</li> <li>• LED lights add 2,000 additional lumens in</li> </ul>	<p>860202715</p> <ul style="list-style-type: none"> <li>• an intense, super-wide foglight-type pattern.</li> <li>• Complete stock lighting with a next level integration and nice look.</li> <li>• Easy to install with a simple plug-and-play hook-up.</li> <li>• Always on, no switch.</li> </ul>
<p><b>NEW</b></p> <p><b>LED SIGNAL LIGHTS FOR WINDSHIELD</b></p> 	<p>Radien<sup>2</sup> (except Deep Snow)</p> <ul style="list-style-type: none"> <li>• LED Signal Light changes color.</li> <li>• Includes a switch to change modes.</li> <li>• Signals other riders on the trail.</li> <li>- Mode 1 white running light (default mode).</li> <li>- Mode 2 amber (left side only): Riders behind</li> <li>- Mode 3 green (left side only): Solo rider/end of group</li> <li>- Mode 4 both sides flash amber: Caution/hazardous situation</li> <li>• Installs on Windshield Side Deflector Kit for</li> </ul>	<p>860202703</p> <ul style="list-style-type: none"> <li>• medium and higher windshields.</li> <li>• For easier installation, use the Accessory Switch Console with premade hole (860202827).</li> <li>• Side Deflectors (860202437) and adapters (860202784) required for installation for medium and higher windshield if not already installed on your vehicle.</li> <li>• Sold in pairs.</li> </ul>
<p><b>LED SIGNAL LIGHTS</b></p> 	<p>Radien<sup>2</sup>, Radien</p> <ul style="list-style-type: none"> <li>• LED Signal light changes color mode.</li> <li>• Includes a switch to change modes.</li> <li>- Signals other riders on the trail.</li> <li>- Mode 1 white running light (default mode).</li> <li>- Mode 2 amber (left side only): Riders behind</li> <li>- Mode 3 green (left side only): Solo rider/end of group</li> <li>- Mode 4 both sides flash amber: Caution/hazardous situation</li> <li>• Compatible with flexible, transparent or XL handguards.</li> <li>• Retains stock color cap.</li> <li>• Sold in pairs.</li> <li>• Requires Retrofit Harness (860202740) for installation on Radien models.</li> </ul>	<p>860202619</p>
<p><b>LINQ WORKING LIGHT</b></p> 	<p>Radien<sup>2</sup> / Radien / Radien-X</p> <ul style="list-style-type: none"> <li>• Convenient LinQ mount with swivel allows you to adjust as needed.</li> <li>• Ultra bright 1000 Lumen output.</li> <li>• Works when at idle.</li> <li>• Requires 12V outlet (860201888) in 600 mm and 500mm models and 12V outlet (860202069) in 400mm models.</li> </ul>	<p>860202380</p>
<p><b>HIGH BEAM AUXILIARY LED LIGHT</b></p> 	<p>Radien / Radien-X</p> <ul style="list-style-type: none"> <li>• Doubles the stock highbeam output.</li> <li>• Light covers more distance for great night visibility</li> </ul>	<p>860201956</p>
<p><b>AUXILIARY LED LIGHT</b></p> 	<p>Radien Radien<sup>2</sup></p> <ul style="list-style-type: none"> <li>• Riser mounted adjustable auxiliary light for deep snow sleds.</li> <li>• Provides 1375 extra lumens of light.</li> <li>• Weighs 540 grams.</li> <li>• Flips up when needed and folds down out of the way when not in use to avoid damage.</li> <li>• Integrated switch automatically shuts light off when folded down.</li> </ul>	<p>860202429</p> <ul style="list-style-type: none"> <li>• Operates with the high beam switch.</li> <li>• Compatible on Radien<sup>2</sup> Shredder models, Compatible with ultra-low windshield on Radien only.</li> <li>• Compatible with Tall and Short Riser, but not compatible with Glovebox Extension.</li> <li>• Harness 515178153 required on Radien platform BoonDocker models.</li> </ul>

## ELECTRICAL

NEW

## EMBEDDED MAPS

Radien<sup>2</sup> (vehicles with 10.25" Color Touchscreen Display)

860202727



- Retrofit for 2023 and 2024 vehicles with a 10.25" Color Touchscreen Display.
- Adds GPS tracking.
- Adds embedded maps.
- Allows GPS mapping and tracking without a cell phone.
- Included on all 2025 models with 10.25 in. Color Touchscreen Display.

## XPS CARE GLASS SCREEN PROTECTOR FOR 10,25" COLOR TOUCHSCREEN DISPLAY

Radien<sup>2</sup>

860202680



- Made from the Highest Quality Tempered-Glass with 100% Bubble-Free Adhesives for easy installation and no residue when removed.
- 0.3mm 9H Hardness Anti-Scratch, Anti-Fingerprint, Bubble Free
- 99.99% HD Clarity and Maintains the Original Touch Experience
- Hydrophobic and Oleo-phobic coatings protect against sweat and oil residue from fingerprint.
- Anti Glare
- Works with Gloves

## HEATED VISOR KIT WITH PLASTIC CAP

Radien<sup>2</sup>, Radien, Radien-X

860202338



- Easy install plug-in for visor kit or heated accessories.
- Wiring harness included.
- Standard RCA plug.

## RETROFIT HARNESS

Radien, Radien-X

860202740



- Adapter to power Radien<sup>2</sup> accessories on Radien vehicles
- Converts the 2-pin connector to 3-pin.
- Auxiliary LED Light (860202429) on Radien requires Harness (515178153).

## HARNESS EXTENSION FOR CELLPHONE HOLDER AND USB PLUG

Radien, Radien-X

515178153

- Required for Cellphone holder 860202372 and USB intelligent Power Outlet Kit 860202433 when installed on Radien and Radien-X models.

## E-LINQ

Radien<sup>2</sup>

860202354



- Combines both DESS cord and heated visor/accessory cord into one.
- Converts standard DESS cord into a powered cord.
- Easy and quick magnetic connection that self locates.
- Reduces chances of a broken connector.
- Increases freedom of movement with less cords.
- Works with any electric helmet and 12V heated visor.
- Maintains power connection 100% of the time.
- Improved desing for easy installation.
- No more drilling required.

## E-LINQ

Radien / Radien-X

860202131



- Combines both DESS cord and heated shield cord into one.
- Same type of magnetic connector as used on OXYGEN helmet.
- Easily converts standard DESS cord into a powered cord.
- Increases freedom of movement.
- Easy and quick connection that self locates.
- Works with any 12V heated shield.

**LEARNING KEY**

Radien-X

860201872



- For vehicles with Radien-X platform and Rotax 4-stroke engines.

**RF DESS SPARE KEY**Radien<sup>2</sup> / Radien / Radien-X / REX<sup>2</sup>

515177742



- (from 2015)

**AMBIENT AIR & ENGINE TEMPERATURE MODULE**

Radien

860201362

**HEATED VISOR KIT**Radien<sup>2</sup> / Radien / Radien-X

860201283



- Wiring harness included.

**BLOCK HEATER**Radien<sup>2</sup> / Radien-X

860201980



- Improves starting in extreme cold temperatures.
- Fits only models with 600 ACE (2020->) 900 ACE and 900 ACE Turbo engines.
- Installation tool required (520002260, sold separately).








**3W HEATER**Radien<sup>2</sup> / Radien / Radien-X

515176786

**CTEK BRP 5.0 CHARGER**Radien<sup>2</sup> / Radien / Radien-X  
/ REX / REX<sup>2</sup> / XU

860200997



<b>12-VOLT PLUG FOR LINQ MULTIMOUNT PLATE</b>	Radien-X 500 mm Radien-X 600 mm	860201888
	<ul style="list-style-type: none"> <li>• Standard 12V outlet for the rear of the vehicle.</li> <li>• Especially for the LinQ Working Light (860201849).</li> </ul>	
<b>RCA ADAPTOR PLUG KIT</b>	Radien <sup>2</sup> / Radien / Radien-X / REX <sup>2</sup> / XU	515176794
	<ul style="list-style-type: none"> <li>• Y plug power splitter lets you connect 2 heating components or 1 heater and 1 electrical visor.</li> </ul>	
<b>USB INTELLIGENT POWER OUTLET KIT</b>	Radien Radien <sup>2</sup>	860202433
	<ul style="list-style-type: none"> <li>• Power all your electronics with this easy to mount USB plug.</li> <li>• Provides 1 USB A (QC*3.0) and 1 USB C (PD**) plugs.</li> <li>• Power rate : 36 watts.</li> <li>• Intelligent USB charger for a quick charge</li> </ul> <p>when battery is low.</p> <ul style="list-style-type: none"> <li>• Installs inside storage compartment.</li> <li>• Wiring harness included.</li> </ul> <p>*QC : quick charge **PD : power delivery</p>	
<b>USB POWER OUTLET KIT</b>	Radien <sup>2</sup> / Radien / Radien-X	860201261
	<ul style="list-style-type: none"> <li>• Includes wiring harness.</li> </ul>	
<b>POWER OUTLET</b>	Radien <sup>2</sup> / Radien / Radien-X	860201423
	<ul style="list-style-type: none"> <li>• Wiring harness included.</li> </ul>	
<b>ELECTRIC STARTER KIT</b>	Radien <sup>2</sup> / Radien (vehicles with 600R and 850 E-TEC engines, without SHOT)	860201282
	<ul style="list-style-type: none"> <li>• Start your sled with the simple push of a button.</li> <li>• Battery cover with support (860201720) also required.</li> </ul>	
<b>REWIND STARTER KIT</b>	Radien (Vehicles with 600 EFI, 600R and 850 E-TEC engines)	860201410
	<ul style="list-style-type: none"> <li>• A complete set.</li> <li>• Note: the handle of the manual starter remains under the panel; for ease of use, the side panel must be replaced.</li> </ul>	
<b>12V OUTLET FOR SLEIGH</b>	Radien <sup>2</sup> / Radien / Radien-X / REX / REX <sup>2</sup> / XU	860202468
<ul style="list-style-type: none"> <li>• 12v outlet for sleigh rear- and brake lights</li> </ul>		

## RAVE 120 &amp; 200 ACCESSORIES

**LOW WINDSHIELD**

Rave 120 &amp; 200

860202570



- Low height - 36 cm high.
- Offers protection with integrated style.
- Thermoformed molded for clarity.

**PIVOTING MIRROR KIT FOR HANDGUARDS**

Rave 200

860200893



- Perfectly integrated design and style.
- Mirrors fold away when not in use for easy storage or when covering vehicle.
- Sold in pairs.

**CARBIDES**

Rave 120 &amp; 200

860202555



- 7/16" flat top runner with 4" of 60 degree turning carbide (Woodys).
- Sold in pairs.

**HEAVY-DUTY SPRING KIT**

Rave 120 &amp; 200

860202629



- Higher capacity springs for larger riders.
- Maintain handling and comfort as riders grow.

**REAR WHEEL KIT**

Rave 120 &amp; 200

860202628 • Rave 120  
860202610 • Rave 200

- Additional wheels for the rear suspension for low snow conditions.
- Includes wheels and mounts.

**FLEXIBLE HANDGUARDS**

Rave 120 &amp; 200

860201591



- Designed to withstand roll overs and tough boondocking conditions.
- Feature smaller size deflector made of flexible material.
- Mounts feature a flexible base.
- Fits with pivoting Mirror Kit for Handguards (860200893).

**COVER**

Rave 120 &amp; 200

860202585



- Cover fits Youth model sleds.
- Quick release buckles for easy, gloved-hand operation.
- RAP clip intuitively connects to the tunnel for easy installation.
- Added protection while transporting sleds.

## 59 RANGER & 69 RANGER ALPINE ACCESSORIES

### HILL BRAKE

59 &amp; 69 Ranger Alpine

860202078 • 69 Ranger Alpine  
860202364 • 59 Ranger Alpine

- Advanced hill brake application for safe stopping on steep hills.
- Specifically designed for 69 Ranger Alpine model.

### BEACON BAR

59 &amp; 69 Ranger Alpine

860202395



- Sturdy bar for lights (lights not included).

### WORKING LIGHT KIT

59 &amp; 69 Ranger Alpine

860202084



- Working light and warning lights for beacon bar (beacon bar not included).

### WARNING LIGHTS

59 &amp; 69 Ranger Alpine

860202496



- Includes 2 LED lights to be installed at front and 2 at rear of the snowmobile.
- Control of the lights needs Working Light kit 860202084.

### WARNING SIGNAL FOR ALPINE

59 &amp; 69 Ranger Alpine

860202312



- Push the button warning signal.

### A-ARM WIDENING KIT

59 &amp; 69 Ranger Alpine

860202194



- Provides more stability when turning on steep slopes.
- Adds 200 mm of width to the front suspension.

**1+2 SEAT**

59 &amp; 69 Ranger Alpine

860202502



- 2 up seat specifically designed for 59 & 69 Ranger Alpine model, allowing you to ride 3-up.

**CARGO BOX**

69 Ranger Alpine

860202080 • 69 Ranger Alpine



- Large cargo box, 180 L for mounting on the rear rack.
- This box is not fitting to 59 Ranger Alpine, for that please use Rear deck 860202415 to add possibility to use big LinQ Cargo boxes 860202416 and 860202085.

**SKI & SNOWBOARD RACK**

69 Ranger Alpine

860202082



- Rack for two pairs of skis and a snowboard.

**SUSPENSION****NEW****SUSPENSION PACKAGE FRONT**Radien-X 500 mm (except Alpine)  
Radien-X 600 mm (except Alpine)

860202879



- For 996 mm ski stance.
- Include two pieces of KYB PRO 36 EA-3 R Kashima shocks with 3-step compression and rebound adjustment
- Full kit which includes shocks, springs and installation hardware
- Standard on Commander RE & Brutal RE

**NEW****SUSPENSION PACKAGE REAR**Radien-X 500 mm (except Alpine)  
Radien-X 600 mm (except Alpine)

860202913



- For Easyride+ rear suspension
- KYB PRO 46 EA-3 R Kashima Rear Shock
- KYB 46 PLUS Kashima Center Shock
- Full kit which includes shocks, springs and installation hardware
- Standard on Commander RE & Brutal RE

**NEW****SUSPENSION PACKAGE FRONT**Radien<sup>2</sup> 921 mm & 863 mm ski stance

860202877



- For 921 mm & 864 mm ski stance.
- Includes two Shocks; KYB PRO 36 EA-3 R Kashima with 3-step compression and rebound adjustment
- Full kit which includes shocks, springs and installation hardware



**NEW****SUSPENSION PACKAGE REAR**Radien<sup>2</sup> PPS<sup>2</sup> DS Rear suspension

860202914



- For PPS<sup>2</sup> DS rear suspension
- KYB PRO 46 EA-3 R Kashima Rear Shock
- KYB 46 PLUS Kashima Center Shock
- Full kit which includes shocks, springs and installation hardware
- Standard on Shredder RE

**FRONT SUSPENSION LFS KIT**

Radien

860201588



- Adjustable width 975 mm - 1,019 mm.
- Includes KYB 36R shocks and springs.

**KYB 36 R FRONT SHOCK KIT**

Radien-X

860202370



- For 996 mm ski stance.
- Aluminium shocks with rebound adjustment.

**FRONT SHOCKS - FOX LIGHTWEIGHT FLOAT 3 EVOL QS**Radien BoonDocker DS  
Radien<sup>2</sup> Shredder RE & DS (DS only MY23)

860202277



- Two separate air chambers replace coil springs and offer multiple tuning options.
- The QS3 adjustments offer 3 positions for easy and quick compression and rebound adjustments.
- **FEATURES:** -Optimized lightweight shock

design. -One piece, aluminum mounting hardware. -High-flow velocity-sensitive damping. -Internal groove position sensitive technology. -Fully rebuildable and re-tuneable. -Ski stance: 921 mm

**FRONT SHOCKS - FOX<sup>†</sup> LIGHTWEIGHT 1.5 ZERO QS3-R**Radien BoonDocker DS  
Radien<sup>2</sup> Shredder RE & DS

860202275



- The newest version of FOX's renowned lightweight shocks and springs to fit deep snow sleds.
- They feature QS3 three position adjustment for quick, easy compression and rebound adjustments and fit S-36 front suspensions.
- **FEATURES:** -Optimized lightweight spring & shock

design. -FOX ice scraper technology (FIST). -One piece, aluminum mounting hardware. -High-flow velocity-sensitive damping. -Internal groove position sensitive technology. -Fully rebuildable and re-tuneable. -Ski stance: 863 mm & 921 mm

<b>CURVED A-ARMS</b>	Radien <sup>2</sup> / Radien / Radein-X	860201679 • 921 mm 860202345 • 996 mm
----------------------	---	--



- Redesigned to be more effective.
- Provides more clearance for less drag in deep snow.
- Reduces damage from objects hidden below the snow.
- Quick-disconnect sway bar kit included.

<b>EASYRIDE REAR END LOCKING PIN</b>	Radien-X 400 mm Radien-X 500 mm	860202068 • Radien-X 400 mm 860201948 • Radien-X 500 mm
--------------------------------------	------------------------------------	--



- The simple mechanism makes it easy to lock and unlock the Easyride rear end movement for different application needs.

## COVERS

<b>NEW</b> <b>RIDE ON COVER (ROC)</b>	Radien <sup>2</sup> (except Deep Snow)	860201535 • Fits with one up seat. Low to medium windshield 860201534 • Fits with two up seats and medium to ultra high windshield
--	--	---



- Ride On Cover (ROC) System fits trail sleds.
- Quick release buckles for easy, gloves on operation.
- Updated Rear clip for easier installation and removal.
- Easy handlebar access for moving sled while covered.
- Ride on or off a trailer or sled deck while covered.
- Added protection while transporting sleds.

<b>ROC SLED COVER</b>	Radien <sup>2</sup> Deep Snow	860202612 • No windshield to low.
-----------------------	-------------------------------	-----------------------------------



- Ride On Cover (ROC) System fits Radien<sup>2</sup> deep snow sleds.
- Quick release buckles for easy, gloves on operation.
- Updated Rear clip for easier installation and removal.
- Easy handlebar access for moving sled while covered.
- Ride on or off a trailer or sled deck while covered.
- Added protection while transporting sleds.

<b>SLED COVER</b>	Radien-X 400 mm Radien 49 Ranger PRO	860201868 • With medium and higher windshield. Fits with one up seat. 860201869 • With medium and higher windshield. Fits with one and two up seats.
-------------------	---	---



- Provide protection for your snowmobile.
- Easy to install and stays on even in hard wind.



## SKIS

## BLADE XC+ SKIS

Radien<sup>2</sup> / Radien /  
Radien-X / REX<sup>2</sup>860202460 • Black  
860202498 • Viper Red  
860202613 • White

The Blade XC+ ski is longer, narrower and lighter than its predecessor and it provides great stability. Thanks to its renewed structure, the ski maintains its qualities in variable snow conditions consistently.

## BLADE XC SKIS

Radien<sup>2</sup> / Radien / Radien-X  
/ REX / REX<sup>2</sup> / XU

860201655 • Black	860201660 • Red
860201656 • Sunburst Yellow	860201661 • White
860201657 • Blue	860201662 • Grey
860201658 • Lime Green	860201946 • Race Orange
860201659 • Manta Green	



It is the perfect combination of flotation in deep snow and sharp steering on hard packed snow. Sold in pairs.

## BLADE DS+ SKIS

Radien<sup>2</sup> / Radien /  
Radien-X / REX<sup>2</sup>

860202265 • Cyan	860202015 • Sunburst Yellow
860202011 • Black	860202016 • Manta Green
860202012 • White	860202017 • True Blue
860202013 • Viper Red	860202019 • Race Orange



The Blade DS+ ski improves the handling of the Lynx snowmobiles in deep snow. The long, redesigned ski makes the snowmobile more predictable to steer, even when turning in deep snow, and it improves handling when side hilling.

## BLADE SKI HANDLE

Radien<sup>2</sup> / Radien / Radien-X  
/ REX / REX<sup>2</sup> / XU

## BLADE XC, DS, DS+

505072976 • Black	
505073107 • Yellow	
505073108 • White	
505073388 • Lava Red	
505073513 • Orange	
505073651 • Race Orange	
505073665 • Sunburst Yellow	
505073109 • Viper Red	

## BLADE XC+

505075347 • Viper red
505075344 • Black
505075345 • White



- High-density colored polyethylene loops.

## BLADE DS+ LINER KIT

Radien<sup>2</sup> / Radien /  
Radien-X / REX<sup>2</sup>860202020 • Symmetric  
860202734 • Asymmetric

- Ski liners for the Blade DS+ ski.
- Full wide symmetrical version for extreme deep snow applications.
- Sold in pairs.

**NEW**  
 NAVIGATOR SKI PROTECTORS

Blade XC+ Skis

860202922



Protect skis from wear at the front.

- Reduces darting as plate packs grooves, leaving runners a fresh path.
- Compatible with any single runner made.
- Compatible with Blade XC+
- Sold in pairs

NEW

## CARBIDES

All

860202821



Standard on Blade skis.

## BLADE DS+ CARBIDE RUNNER

860201044



- Square - Pack of 2
- Protected under patent numbers US 7,413,198, US7,389,995 and CA2535565.

## CARBIDE RUNNER KIT

860202518

860200578 • more aggressive carbides



860200578

- 1/2" round preformed material swedged at each end to best fit ski contour.
- 4" of 60° turning carbide provides positive cornering control.
- Pack of 2.

860202518

- Round 4" of 90° carbide pack of 2

## UNIVERSAL

## LYNX SHOVEL WITH SAW

Radien<sup>2</sup> / Radien / Radien-X / REX<sup>2</sup> / XU

860201918



- Design with better cutting edge.
- Features integrated saw handle.
- Blade flips 90° to pull snow away.
- Can be dismantled for easy storage.

## LOCKABLE FUEL CAP

619590085



Lockable to protect your fuel.

## BRP TOOL KIT

Radien / Radien-X  
Radien<sup>2</sup>

860202029



- Casing fits perfectly in Deep Snow Seat Box with or without battery (860202028 and 860202668).
- Features high quality tools.
- Includes:
  - Stainless steel open end wrenches; 8-10mm, 10-13mm, 12-14mm, 15-17mm, 16-19mm.
  - 1/4 drive ratchet with 4" extension, hex 8 - 10 - 13 -16, torx 25 - 30 - 40, allen 4 - 6 - 8, philips #2.
  - Long nose vice grip.

**TUNNEL GRIP PLATES**

860200164

**PULLING STRAP**Radien / Radien-X  
Radien<sup>2</sup>

860202382



- Save your back and get unstuck the easy way.
- Lightweight, compact, affordable.
- Extremely robust material.
- Available in red only.
- 2 per pack.

**RACING BRAKE PADS**

REX

619690016

**FISKARS AXE NORDEN WITH LEATHER COVER**860202576 • includes  
leather protective case

Norden's N12 splitting ax is made in Finland. It combines durability, perfect blade and shank balance, advanced blade shape and an extremely sharp angle that together maximize product performance. The shaft of the ax is made of high quality hickory wood, which gives it a natural look and feel. Comes with a leather protective case. Fits perfectly in the ax holder of the large 135L Cargo Box 860202085.

**FISKARS GARDEN SAW L SW75**

860202578



The Xtract™ garden saw (L) SW75 is a very efficient saw specially designed for fresh wood. Fiskars Xtract™ saws have a retractable blade mechanism and a fixed belt loop, so the saw can be carried and stored safely. The hollow handle allows the blade to be stored inside the handle during transport. Can be attached to a large 135 L Cargo Box 860202085.

**FISKARS SPLITTING AXE X11**860202577 • includes  
leather protective case

The X11 splitting ax is a handy tool for splitting smaller timber with a diameter of 10-20 cm. Easy to use with just one hand. Also excellent for making campfire lighters. Fits perfectly in the ax holder of the large 135L Cargo Box 860202085.

## COOLING

NEW

## AIR RADIATOR KIT

Radien<sup>2</sup> (except Deep Snow)

860202796



- Provides additional cooling in extreme conditions.
- Designed for 600R and 850 E-TEC engines.
- Electric start is necessary during assembly for optimal functionality.

NEW

## ICE SCRATCHERS

Radien-X 600 mm

860202485



- Provide additional lubrication in hard and icy conditions.
- Rail mounted, small, light.
  - Design expands on coil concept to allow reversing without damage.
  - Easily stored when not in use.

## ICE SCRATCHERS

Radien<sup>2</sup> / Radien / Radien-X / REX<sup>2</sup>

860201728



- Provide additional lubrication in hard and icy conditions.
- Rail mounted, small, light.
  - Design expands on coil concept to allow reversing without damage.
  - Easily stored when not in use.
  - Stock on all Shredder models (2023 and up) and BoonDocker DS models (2022 and older).

## AIR RADIATOR KIT

Radien  
Radien-X 400 mm

860201860



- Provides additional cooling in extreme conditions.
- For 600R and 850 E-TEC engines (electric start is required when assembling).
- For 600 EFI engine (515179331 and 515178537 wiring harnesses required for installation).

## FRONT RADIATOR KIT

Radien-X

860202465



- Provides additional cooling in extreme conditions.
- For all vehicles with Turbo R engine.

## WHEEL KIT Ø147MM

Radien-X Commander

860202730



Wheel kit for Commander improves cooling for slides when driving in icy conditions

## TRAILERING & COVERS

### SUPERGLIDE II PRO

860201216



- No more ripping up the plywood on your trailer.
- Allows skis to glide with ease.
- Traction knobs incorporated for better traction.
- Exclusive venting, protects the deck of your trailer from moisture damage.
- Total length of 6 m.

### SUPERGLIDE II WIDE

860201592



- Allows sled skis to glide with ease.
- Specifically designed traction knobs provide improved traction for your feet.
- Oval mounting channels and custom shoulder screws prevent warping by allowing for expansion and contraction that results from varying temperature.
- Exclusive venting: protect the deck of your trailer from moisture damage.
- Each box contains 8 pieces (343 mm x 749 mm).
- Comes with 72 specially coated screws with grommets.
- Total length of 6 m.

### SUPERGLIDE EDGE RAIL TRIM

860201217



To secure Superglides on ramps or decks leaving an encapsulated finished edge

### SUPER TRACTION GRID

860201593



- Super Traction Grids' strategic grid pattern provides incredible grip and accommodates all snowmobile tracks, even with paddles or studded.
- Each box contains 4 pieces (209 mm x 762 mm) and hardware.

### RATCHET TIE-DOWNS

715008309



- Pack of 2
- 181 kg safe working load
- 2,5cm x 3m strap with Sea-Doo, Ski-Doo & Can-Am logos
- Coated Hooks

### HEAVY DUTY RATCHET TIE-DOWNS

715008308  
715006227

- 454 kg safe working load.
- 38 mm x 1.8 m strap with Sea-Doo, Ski-Doo and Can-Am logos.
- Deluxe ratchet with rubber handle.
- Vinyl-coated hooks.
- Pack of 2.



**SUPERTRAC KIT**

860201413 • 12" (30 cm)  
 860201414 • 24" (61 cm)  
 860201415 • 48" (122 cm)



Includes: 1 piece Supertrac, 1 Supertrac deck hook, 2 end caps and all mounting hardware.

**T-STYLE DECK HOOK**

860200995

**SUPERTRAC DECK HOOK**

860201416



- For Supertrac.
- Adjustable and removable hook

**SCREW STYLE DECK HOOK**

860200994



- Most common.
- Comes standard with front Superclamps.
- Screws into the existing hole where you would screw the old style bar and crank into or make your own holes

**SUPERCLAMP II**

860200950



- Innovative trailer tie-down system.
- Silicone rubber pads to protect your skis.
- Front and middle handles allowing easy manoeuvrability.
- Pad lock compatible, becomes a theft deterrent.
- Tension adjustment knob - fits all snowmobiles.
- Comes with screw style deck hook

**SUPERCLAMP REAR WITH SUPERTRAC**

860201425



- Snowmobile tie-down system for rail.
- Silicone rubber pads to protect snowmobile suspension skid.
- Tension adjustment knob - fits all snowmobiles.
- 300 mm Supertrac kit included.
- Pad lock compatible, becomes a theft deterrent.

## PARTS &amp; PERFORMANCE

NGK<sup>†</sup> SPARK PLUGS

219703120 • BR9-ES  
415128524 • 600 CARB & 800 P-TEK - BR9-ECS (Gap 0.8 mm)  
415130430 • 600 H.O. E-TEC - PZFR6F  
415129429 • 1200 4-TEC - CR8EKB  
415129484 • 800R E-TEC - PFR7AB  
415129670 • 600 ACE - MR7BI8  
415129944 • 900 ACE - MR8BI8

415130154 • 850 E-TEC & 600R E-TEC - ILKR8Q  
512059552 • 550F, 600RS - BR9ECS (Gap 0.5 mm)  
512060029 • 600 CARB, 800R P-TEK - BR8ECS (Gap 0,8 mm)  
415129406 • 593 HO including SDI

- You'll see a difference with genuine NGK spark plugs.
- Solid steel terminal reduces the chance of arcing in the plug cap, which may interfere the electric component.
- A necessity in today's ignition system

## PISTON KIT



415129406 • 593 HO including SDI  
415129405 • 793 HO  
415129854 • 800 E-TEC 2011 and prior  
415129855 • 800 E-TEC 2012 and up  
415129858 • 800R P-TEK and 800R E-TEC 2010

415129541 • 593  
415129542 • 552  
860202667 • 600R E-TEC  
860202666 • 850 E-TEC

- Kit includes: piston, rings, piston pin, needle bearing and circlips.

## MAINTENANCE KIT FOR DRIVE PULLEY



REX, REX<sup>2</sup>, XU  
415129624 • 2011 (550F)  
2011 to 2018 (600 & 600 E-TEC sea-level)

REX, REX<sup>2</sup>, XU  
415129626 • 2011 to 2018 (800R P-TEK & 800R E-TEC)  
415129627 • 2008 to 2010 (800R P-TEK & 800R E-TEC)  
415129708 • 2011 and prior (1200), 2011 and prior (600 E-TEC high altitude)

REX<sup>2</sup>, XU  
415129625 • 2012 (1200),  
2012 to 2018 (600 E-TEC high altitude)

- Includes: 1 Spring Cover Ass'y, 3 Rollers Ass'y, 1 Bushing (Siding Flange), 6 Slider Shoes, 6 O-Rings, 1 Circlip, 3 Cotter Pins & 3 Lever Axles

## MAINTENANCE CLUTCH KIT P-DRIVE

860202665

REX, REX<sup>2</sup>, XU  
415129626 • 2011 to 2018 (800R P-TEK & 800R E-TEC)  
415129627 • 2008 to 2010 (800R P-TEK & 800R E-TEC)  
415129708 • 2011 and prior (1200), 2011 and prior (600 E-TEC high altitude)

## PDRIVE PULLEY SERVICE KITS

SKU	FITS ON ALL P DRIVE	KIT COMPONENT	QTY
<b>TORQUE ROLLERS MAINTENANCE KIT</b>			
861805558	2015-2017	Torque Roller	3
		Back Torque Roller	3
		Roller Axle	3
		Spring pin	3
		Torque Roller	3
		Back Torque Roller	3
861805559	2018 and up	Roller Axle	3
		Spring pin	6
		<b>TORQUE SLIDERS MAINTENANCE KIT</b>	
		Slider	3
861805560	2018 and up	Roller Axle	3
		Spring pin	6
		Outer Thrust Washer	3
		Inner Thrust Washer	3
		<b>RAMP ROLLERS MAINTENANCE KIT</b>	
861805561	2015 and up	Roller Assembly	3
		Thrust Washer	6
		Roller Axle	3
		Screw	3

Kits made with Premium OEM parts



## LONG LIVE ADVENTURE

**XPS Lubricants are expertly engineered to extend the life of your ride.**

We pair the best engineers with the best chemists to create products that exceed tomorrow's technology with the knowledge from an insiders standpoint.

### No Shortcuts

Tested on all engine platforms and all materials used in manufacturing today's powersports vehicles - not just one or two. We benchmarked against the best in every category to ensure XPS products meet or exceed each before offering them to you.

**They perform and protect in the harshest conditions.**

From desert heat to saltwater corrosion to the coldest temperatures on earth - XPS products have been proven to protect and perform.

## XPS OILS AND MAINTENANCE PRODUCTS

### ENGINE OILS



#### XPS 2T E-TEC SYNTHETIC OIL

**9779281** • 1 qt / 946 ml  
**9779282** • 1 US gal / 3.785 L  
**9779283** • 2.5 US gal / 9.46 L  
**9779284** • 5 US gal / 18.92 L  
**9779285** • 55 US gal / 205 L  
 Specifically engineered to meet the unique needs of Rotax engines



#### XPS 2T RACING SYNTHETIC OIL

**9779229** • 1 US gal / 3.785 L  
 Specially designed for high-performance or racing engines.



#### XPS 2T SNOWMOBILE SYNTHETIC BLEND OIL

**9779649** • 1 US gal / 3.785 L  
 Designed for all oil injection or pre-mix 2-stroke snowmobiles with electronic fuel injection or carbureted engines.



#### XPS 2T SNOWMOBILE PREMIUM MINERAL OIL

**9779277** • 1 US gal / 3.785 L  
 Powersport formula with premium anti-wear and anti-corrosion additives.



#### XPS 4T 0W-20 EXTREME COLD SYNTHETIC OIL

**9779294** • 1 qt / 946 ml  
**9779295** • 1 US gal / 3.785 L  
 EXTREME COLD engine oil is state-of-the-art, developed for easier cold starts in the most frigid, harshest winter climates.



#### XPS 4T 0W-40 SYNTHETIC OIL

**9779286** • 1 qt / 946 ml  
**9779287** • 1 US gal / 3.785 L  
 Powersport formula with premium anti-wear and anti-corrosion additives.



#### XPS 4T 0W-40 SYNTHETIC OIL CHANGE KIT

**9779402** • 600 ACE  
**9779403** • 900 ACE  
**9779404** • 1200 4-TEC  
 Ultra-convenient "all-in-one" oil change kit saves time and money. Includes XPS Synthetic Oil, oil filter, O-rings and washer.

## MAINTENANCE PRODUCTS



### OIL FILTER

**420956124**

900 ACE, 900 ACE Turbo, 600 ACE and 1203 engines.



### EXTENDED LIFE PRE-MIXED COOLANT

**619590728** • 1 qt / 946 ml

Antifreeze/coolant contains the correct dilution and the necessary additives to prevent corrosion and inhibit cavitation in BRP cooling systems. Long-life, 5-year formula specially formulated for BRP vehicles.



### XPS ICE INTAKE COOLING ENHANCER

**9779362** • 1 US gal / 3.785 L

XPS Ice is a sophisticated blend of methanol and filtered water. Specially formulated to cool the air intake charge of engines in the water injection system.



### DOT 4 BRAKE FLUID

**9779207** • 12 fl. oz. / 355 ml

Meets or exceeds all DOT3 and DOT4 brake fluid requirements. High-temperature formula resists fade, and also conditions seals and O-rings in braking systems.



### SYNTHETIC CHAINCASE OIL

**9779185** • 12 fl. oz. / 355 ml

Specially developed for high-performance Lynx models, it represents the best in state-of-the-art chaincase lubrication. This multigrade full-synthetic formula flows well at cold temperatures and won't break down at high temperatures.



### SYNTHETIC GREASE SUSPENSION

**9779226** • 14 oz./ 400 g

Designed to work specifically with the components found in Can-Am and Lynx vehicle suspensions. It is highly stable and offers optimal lubrication at both extreme cold and high temperatures while protecting suspension components from dirt and moisture, as well as corrosion under extreme washout conditions.



### XPS SPLINE GREASE

**9779472** • 4 oz.

Enhanced rust and corrosion resistance. Protects against seizure, heat-freeze, galling, rust and corrosion.



### SYNCHROMESH TRANSMISSION SYNTHETIC OIL

**9779211** • 24 fl. oz. / 710 ml

Uses a unique combination of synthetic base stocks and additives that allow higher loads, superior shear stability and reduced oxidation compared to other synthetics and conventional API GL-5 gear oils.



### ANTI-CORROSIVE LUBRICANT

**619590724** • 12 oz./ 340 g

Multipurpose lubricant that can also be used to prevent rust, corrosion and moisture intrusion. It contains extreme pressure additives that work as an all-around lubricant for just about anywhere lubrication is needed.



### FUEL STABILIZER

**9779183** • 8 fl. oz. / 236 ml

Ethanol-compatible and will stabilize fuel in your tank to keep it from breaking down and causing hard starting, throttle hesitation and poor run quality.



### STORAGE OIL

**619590725** • 12 oz./ 350 g

High-performance fogging oil designed to protect internal engine parts from rust and corrosion. It coats engine internals throughout the whole storage period and is burned away through combustion when engine is started.

# TRACKS 2025

Item	WxLxH in.	WxLxH mm	Pitch	Profile	Std on MY25 vehicle
504153304	15x128x1,35	381x3251x34	2,86		
504153350	15x128x1,75	381x3251x44	2,86		
504154393	16x128x1,6	406x3251x41	2,86	Cobra	Rave RE (129) "Enduro"
504154387	15x137x1,5	381x3487x38	2,86	Ice Ripper	Rave RE (spring model) Rave GLS
504154398	15x137x1,75	381x3487x44	2,86	Racing	Rave RS
504153162	16x128x1,75	406x3251x44	2,86		
504154377	15x137x1,25	381x3487x32	2,86	Ripsaw	Adventure LX
504152838	15x137x1,35	381x3489x34	2,86	Cobra	
504154373	15x137x1,25	381x3487x32	2,86	Ice Ripper XT studded	
504154057	15x137x1,5	381x3487x38	2,86	Studded	
504153706	15x137x1,6	381x3487x41	2,86	Cobra	
504154394	15x137x1,6	381x3487x41	2,86	Cobra	Rave RE
504154395	15x146x1,6	381x3705x41	2,86	Cobra	Adventure Adventure Limited
504154783	14x120x0,75	355x3050x19	2,86	Low Fuel Family	Adventure EV
504154396	15x146x1,6	381x3705x41	2,86	Cobra studded	Xterrain RE (spring model)
504154656	15x146x2,5	381x3705x64	2,86	PowderMax	Shredder RE 3700 Shredder 3700
504154685	15x154x2,5	381x3923x64	2,86	PowderMax	Shredder RE 3900 Shredder 3900
504154496	15x154x2,5	381x3912x64	3,5	PowderMax Light	
504154686	15x154x3	381x3912x76	3,5	PowderMax X-Light	Shredder RE 3900 (spring model) Shredder DS 3900
504154453	15x154x3	381x3912x76	3,5	PowderMax3 LgtLarge	
504154684	15x165x3	381x4190x76	3,5	PowderMax X-Light	Shredder DS 4100
504154454	15x165x3	381x4190x76	3,5	PowderMax3 LgtLarge	
504152803	16x137x1,75	406x3487x44	2,86		
504153293	16x137x2,2	406x3487x56	2,86	PowderMax Flex Edge	
504153103	16x137x2,25	406x3487x57	2,86		
504152987	16x146x1,5	406x3705x38	2,86	Deep Snow Glider	
504154399	16x146x2	406x3705x51	2,86	PowderMax	Xterrain 3700 Xterrain RE 3700
504153198	16x146x2,5	406x3705x64	2,86	PowderMax Flex Edge	
504153008	16x146x2,5	406x3705x64	2,86	PowderMax	
504153349	16x153x3	406x3886x76	3	PowderMax III	
504154390	16x154x1,5	406x3912x39	2,86	Deep Snow Glider	49 Ranger
504154704	16x154x2	406x3912x51	2,86	PowderMax	
504154404	16x154x2,5	406x3912x64	2,86	PowderMax II	49 Ranger PRO Brutal RE 400mm
504153199	16x154x2,5	406x3912x64	2,86		
504153791	16x154x2,5	400x3912x64	3,5	PowderMax Light FlexEdge	
504153785	16x154x3	400x3912x76	3,5	PowderMax Light	
504153276	16x163x1,5	406x4141x39	2,86		
504153401	16x163x2,3	406x4141x59	2,86	PowderMax	
504153016	16x163x2,3	406x4141x59	2,86		
504153792	16x163x2,5	406x4120x64	3,5	PowderMax Light	
504153786	16x165x3	406x4120x76	3,5	PowderMax Light	
504152817	20x154x1,25	500x3912x32	2,86		
504153036	20x154x1,25	500x3912x32	2,86	Studded	
605613004	20x154x1,5	500x3912x38	2,86		
504154707	20x154x1,5	500x3912x38	2,86	Cobra Silent Track	59 Ranger 600 EFI & 600 Ace
504154708	20x154x1,5	500x3912x38	2,86	Ice Cobra studded	59 Ranger Alpine Commander Limited (spring model) Commander RE (spring model)
504154709	20x154x1,75	500x3912x44	2,86	PowderMax	Commander Commander Limited Commander RE 59 Ranger PRO
504154711	20x154x2,35	500x3912x60	2,86	PowderMax	Brutal 500mm
504153928	24x156x1,25	600x3968x32	2,52		
504153927	24x156x1,25	600x3968x32	2,52	Studded	
504154712	24x156x1,5	600x3968x38	2,86	Cobra Silent Track	69 Ranger Pro
504154714	24x156x1,5	600x3968x38	2,86	Ice Cobra studded	69 Ranger Alpine
504153248	24x156x1,75	600x3968x44	2,52	Cobra	

# DRIVE BELTS

## 600 ACE

417300585

## 600 EFI

417300586

## 600R E-TEC

*(Not Shredder 600R)*

## 900 ACE

417300551

## 900 ACE Turbo (130 hp)

417300558

## 850 E-TEC Turbo R

*(Marketing Area C/U / ASIA)*

## 850 E-TEC

## 900 ACE Turbo R

## 600R E-TEC (Shredder 600R)

417300571

## 850 E-TEC Turbo R

*(Marketing area Europe)*

## 850 E-TEC Turbo R

*with water injection system*

417300574



**APPAREL**



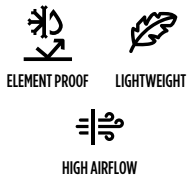
- 88** Shell layer comparison chart
- 90** Stamina
- 95** Technology guide: Exo Float Assist
- 96** Technology guide: Sympatex
- 97** Technology guide: Primaloft
- 98** Apparel technologies
- 99** Technology guide: Deep Snow apparel comparison
- 100** Quantum
- 104** Squadron
- 108** How to layer right
- 110** Tec Layer
- 112** Lynx x Svala
- 116** Racing
- 118** Active Wear
- 120** Advex Helmets
- 123** Oxygen Helmets
- 124** Vibe Communication System
- 126** Pyra Helmets
- 127** Exome Helmets
- 128** Radien Helmets
- 129** M-Forge, eLinQ and Fidlock technologies
- 130** Goggles
- 132** Handwear
- 133** Bags
- 134** Headwear
- 136** Sportswear: RE Collection
- 138** Sportswear: Signature Collection
- 140** Sportswear: Premium Collection
- 141** Footwear
- 142** How to measure

**MOUNTAIN & DEEP SNOW  
QUANTUM**

**TRAIL & CROSSOVER & ADVENTURE  
STAMINA**



**LYNX QUANTUM**



**sympatex®** **CORDURA®**

**SHELL MATERIAL**  
Sympatex 2-Ply Laminated Polyester

**DESCRIPTION AND TERRAINS**

- Flexible and adaptable shell
- Specially designed for active riding in deep

**PERFORMANCE**




- 100% windproof and waterproof
- Highly breathable
- Non insulated

**KEY BENEFITS**

- Cordura fabric
- Comfortable fit that allows freedom of movement
- OPS and pants: Primaloft Gold insulation and fleece lining on seat



**LYNX QUANTUM PRO**



**sympatex®** **CORDURA®**

**SHELL MATERIAL**  
Sympatex 3-Ply Laminated Polyester

**DESCRIPTION AND TERRAINS**

- Flexible and top quality adaptable shell.
- Sympatex 3 Layer performance for deep snow riding.

**PERFORMANCE**



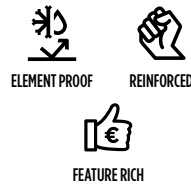
- 100% windproof and waterproof.
- Highly breathable
- Non insulated

**KEY BENEFITS**

- Cordura fabric
- Comfortable fit that allows freedom of movement
- OPS and pants: Primaloft Gold insulation and fleece lining on seat



**LYNX QUANTUM LITE**



**sympatex®**

**SHELL MATERIAL**  
Sympatex 2-Ply Laminated Polyester

**DESCRIPTION AND TERRAIN**

- Flexible and adaptable shell for Deep snow riding.

**PERFORMANCE**



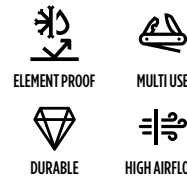
- 100% windproof and waterproof.
- Highly breathable
- Non insulated

**KEY BENEFITS**

- 2 ply Sympatex membrane technology with lifetime warranty.
- 100% sealed seams and logos.
- Reinforcement fabric in knees and bottom leg



**LYNX STAMINA ENDURO RE**



**CORDURA®** **ELIIX®** **sympatex®**

**CORDURA®** **ELIIX®**

**DESCRIPTION AND TERRAINS**

- Comfortable ultra high performance suit for riding trail and off trail.
- Sympatex fabrics and light-weight insulation.

**PERFORMANCE**



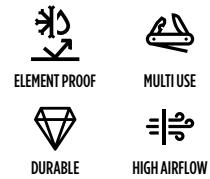
- 100% windproof and waterproof
- Highly breathable
- Light-weight insulated

**KEY BENEFITS:**

- No-frills shell
- Max airflow
- Max mobility



**LYNX STAMINA ENDURO**



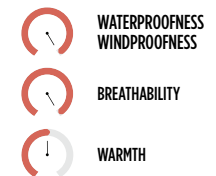
**CORDURA®** **ELIIX®** **sympatex®**

**CORDURA®** **ELIIX®**

**DESCRIPTION AND TERRAINS**

- Comfortable ultra high performance suit for riding trail and off trail.
- Sympatex fabrics and mid-weight insulation.

**PERFORMANCE**



- 100% windproof and waterproof
- Highly breathable
- Mid-weight insulated

**KEY BENEFITS:**

- No-frills shell
- Max airflow
- Max mobility



TRAIL & CROSSOVER & ADVENTURE  
STAMINA

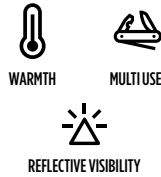
DS, CROSSOVER & MULTIUSE  
SQUADRON



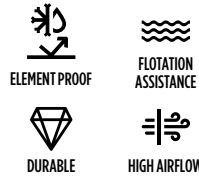
LYNX STAMINA TRAIL RE



LYNX STAMINA TRAIL



LYNX STAMINA FLOAT



LYNX STAMINA ARCTIC



SQUADRON FLEX



DESCRIPTION AND TERRAIN

- Warm jacket with a racing look.
- Use on trails.

PERFORMANCE



- 100% Windproof and waterproof.
- Breathable.
- 170g of PrimaLoft® Black insulation.

KEY BENEFITS

- 100% seams and logos sealed.
- Radiant Core technology to keep warm.

DESCRIPTION AND TERRAINS

- Warmly insulated jacket for Trail, Crossover, Adventure & Utility segments

PERFORMANCE



- 100% Windproof and waterproof
- Breathable
- 170g of PrimaLoft® insulation

KEY BENEFITS

- Windproof
- Reflective
- Fleece lined

DESCRIPTION AND TERRAINS

- New and optimized style featuring Exofloat System.
- Now a self-floating style.
- Used on trails.

PERFORMANCE



- Windproof and waterproof 5/5
- Breathable 4/5
- 200g of thermal Loft insulation all over

KEY BENEFITS

- 100% seam sealed
- 200g of Eco Loft Heat Soft® + 60g Exofloat technology

DESCRIPTION AND TERRAINS

- Stamina Arctic, the multifunctional hero jacket for trail, adventure and utility
- The warmest trail outerwear in our collection with modern 3 in 1 Utility Parka jacket.

PERFORMANCE



- Waterproofness 5/5
- Breathability 5/5
- Warmth 5/5

KEY BENEFITS

- Element proof
- Max warmth
- High airflow

DESCRIPTION AND TERRAINS

- Light and multifunctional shell jacket for deep snow riding and winter sports now with new Stretch Shell fabric.

PERFORMANCE



- Waterproofness 3/5
- Breathability 2/5
- Warmth 2/5

KEY BENEFITS:

- Light and multifunctional with Stretch Shell fabric.
- Body mapped insulation areas

# PUSH HARDER. GO FURTHER. RIDE LONGER.

Stay warm, dry and comfortable even in the harshest conditions.

Arctic winds. Ice. Sub-zero temperatures. Whatever the winter throws at you won't stop you from going all the way: experiencing your longest and wildest adventure yet, or getting the job done. So grab that extra hour on the snow. One more trail. One more mile. First on, last off. All winter.

# STAMINA



## STAMINA TRAIL RE

Warm jacket with a racing look for Trail.



WINDPROOF



REFLECTIVE



FLEECE LINED



## STAMINA TRAIL

Warmly insulated jacket for Trail, crossover, adventure & Utility segments.



WARMTH



MULTI USE



REFLECTIVE VISIBILITY



Experience the most comfortable insulated riding gear for most demanding rides. The original Lynx Stamina provides ultimate protection and ultra high performance for even the harshest riding conditions. With Sympatex fabrics and mid-weight insulation it will keep you warm and dry whether you're carving up trails or exploring the woods.

## STAMINA ARCTIC

- The multifunctional hero for trail, adventure and utility
- The warmest trail outerwear in our collection with modern 3 in 1 Utility Parka jacket and highpants.



## STAMINA FLOAT

- Integrated ExoFloat System for flotation assistance in the event of ice breakthrough.
- Ideal for active Crossover riding.
- Self-floating style. Does not require pants with ExoFloat System.



## STAMINA ENDURO

This crossover suit with Sympatex fabrics keep you warm and dry whether you're carving up trails, exploring the woods or in open space. Most comfortable insulated riding gear for most demanding rides. For Lynx customer who demand technical qualities and workable gear in many environments and conditions.



STAMINA

TRAIL

MEN

WOMEN



NEW

Orange (12)

LYNX STAMINA TRAIL RE JACKET

Lynx Stamina Trail RE Jacket • 650187  
S, M, L, XL, 2XL, 3XL

Lynx Stamina Trail RE Jacket W • 650190  
XS, S, M, L, XL, 2XL

DESCRIPTION AND TERRAIN:

- Warm jacket with a racing look.
- Use on trails.

FEATURES AND TECHNOLOGIES:

- 100% Windproof and waterproof.
- Breathable.
- 170g of PrimaLoft® Black insulation.
- 100% seams and logos sealed.
- Radiant Core technology to keep warm.
- Additionnal removable collar to seal air entry.
- 2 handpockets, 1 napoleon pocket with chamois and 1 inner mesh pocket.
- 360° reflective details for maximum visibility.
- Polar fleece at front body and top arms for added warmth.
- Double center front flap insulated for heat retention and wind protection.
- E-LinQ system wire cable.
- Powder skirt.
- Underarm vent
- Shaped sleeves.
- Adjustable cuffs with thumb hole gaiter.
- YKK zippers throughout and YKK AquaGuard at hand pockets
- Cell-Phone pocket.
- Large Lynx Racing prints.

PERFORMANCE



WATERPROOFNESS



BREATHABILITY



WARMTH

KEY BENEFITS



WINDPROOF



REFLECTIVE



FLEECE LINED

MEN

WOMEN



Black (90), Grey (09)  
650138



Dark Navy (16) NEW  
Black (90),  
Mixed Color (18)

NEW  
Dark Navy (16)  
650168

LYNX STAMINA TRAIL JACKET

Lynx Stamina Trail jacket 650151  
S, M, L, XL, 2XL, 3XL

Lynx Stamina Trail Jacket W 650168, 650138  
XS, S, M, L, XL, 2XL

DESCRIPTION AND TERRAIN:

- Warmly insulated jacket for Trail, crossover, adventure & Utility segment

FEATURES AND TECHNOLOGIES:

- 100% seams and logos sealed.
- Radiant Core technology to keep warm
- Waterproof, breathable and windproof
- 170g of PrimaLoft® Black insulation (200g insulation on removable collar)
- Additionnal removable collar to seal air entry.
- 2 hand pockets, 1 napoleon pocket with goggle cloth and 1 inner mesh pocket.
- Reflective details for maximum visibility
- Polar fleece at front body and top arms for added warmth.
- Top center front flap and underflap insulated for heat retention and wind protection.
- eLinQ system for wire cable.
- Powder skirt.
- Underarm vent
- Articulated sleeves.
- Adjustable cuffs with thumb hole gaiter.
- YKK zippers throughout and YKK AquaGuard at hand pockets and chest pocket
- Cell-Phone pocket.

Hi-Vis coloration optimal for Work and Utility users

PERFORMANCE



WATERPROOFNESS



BREATHABILITY



WARMTH

KEY BENEFITS



WINDPROOF



REFLECTIVE



FLEECE LINED



Black (90)

Black (90)

LYNX STAMINA TRAIL PANTS

Lynx Stamina Trail Pants 651139  
S, M, L, XL, 2XL, 3XL

Lynx Stamina Trail Pants W 651132  
XS, S, M, L, XL, 2XL

DESCRIPTION AND TERRAIN:

- Warmly insulated, functional pants for Trail, crossover, adventure & Utility segment.

FEATURES AND TECHNOLOGIES:

- Waterproof, breathable and windproof
- 170g of PrimaLoft® Black insulation all over
- RPM Max: 100% seams and logos sealed
- Polar fleece at seat
- Preshaped and padded knees
- Reinforcement fabric on high wear areas
- Ladies' version: drop seat design

PERFORMANCE



WATERPROOFNESS



BREATHABILITY



WARMTH

KEY BENEFITS



WARMTH



MULTIUSE



REFLECTIVE

**STAMINA**

**ARCTIC**

**MEN**

**WOMEN**



Autumn Red (14),  
Charcoal Grey (07)

Autumn Red (14),  
Black (90)

**LYNX STAMINA ARCTIC JACKET**

**Lynx Stamina Arctic jacket**  
650155 • S, M, L, XL, 2XL, 3XL

**Lynx Stamina Arctic jacket W**  
650156 • XS, S, M, L, XL, 2XL

**DESCRIPTION AND TERRAIN:**

- Stamina Arctic, the multifunctional hero jacket for trail, adventure and utility
- The warmest trail outerwear in our collection with modern 3 in 1 Utility Parka jacket

**FEATURES AND TECHNOLOGIES:**

- 100% windproof, waterproof and highly breathable membrane.
- 170g of PrimaLoft® Gold insulation with a removable lining jacket with 60g of PrimaLoft® Gold.
- Lining jacket can be worn as its own and as additional warmth.
- 2 ply Sympatex membrane technology with lifetime warranty.
- 100% seams and logos sealed.
- Waterproof YKK zippers
- Removable hood.
- Center front flap for wind protection.
- Fleece inside collar and softshell collar edge
- Preshaped sleeves and elbows
- E-LinQ system for wire cable.
- Underarm vents.
- 2 Large Chest pockets to carry extra cargo
- 2 spacious hand pockets at front, 1 sleeve pocket - in the chest pocket a microfiber cloth to wipe goggles
- Cell phone pocket and beanie mesh pocket inside
- D-ring killer loop at hem right side, adjustable hem with elastic and toggle on both side
- Reflective taping at sleeves and back yoke.
- Lynx-logo embroideries at chest pocket, sleeve and hood
- Adjustable cuffs with thumb hole gaiter
- Snow gaiter on waist

**PERFORMANCE**



**KEY BENEFITS**



**MEN**

**WOMEN**



Black (90)

Autumn Red (14), Black (90)

**LYNX STAMINA ARCTIC HIGHPANTS**

**Lynx Stamina Arctic Highpants**  
651143 • S, M, L, XL, 2XL, 3XL

**Lynx Stamina Arctic Highpants W**  
651144 • XS, S, M, L, XL, 2XL

**DESCRIPTION AND TERRAIN:**

- Stamina Arctic, the multifunctional hero styles for trail, adventure and utility.
- The warmest trail outerwear in our collection with modern highpants.

**FEATURES AND TECHNOLOGIES:**

- 2 ply Sympatex membrane technology with lifetime warranty.
- 133g of PrimaLoft® Gold insulation.
- 100% seams and logos sealed.
- Cordura reinforcement fabric on high wear areas.
- Waterproof YKK zippers
- High front and lower back bib for protection
- Polar fleece at seat and crotch for added warmth.
- Stretch knit material on sides for additional flexibility.
- Preshaped knees with removable EVA foam knee pads
- 2 Thigh pockets with brushed knit fabric inside.
- Flexible storm gaiters with snap system attachment to boots
- Reflective film welding for added safety
- Logo embroideries

**PERFORMANCE**



**KEY BENEFITS**



STAMINA

ENDURO



Black (90), Blue (80)

**LYNX STAMINA ENDURO JACKET**

650153 • S, M, L, XL, 2XL, 3XL

**DESCRIPTION AND TERRAIN:**

Ultra high performance suit for riding trail and off trail. This crossover suit with Sympatex fabrics and mid-weight insulation to keep you warm and dry whether you're carving up trails, exploring the woods or in open space. Most comfortable insulated riding gear for most demanding rides. For Lynx customer who demands technical qualities and workable gear in many environments and conditions.

**FEATURES AND TECHNOLOGIES:**

- Mid weight insulated
- All seams sealed
- Water resistant zippers at front opening, pockets and vent
- Easy access front and bicep venting for optimal thermoregulation
- Powder skirt
- Hem, collar and wrist adjustment
- Inner microfleece cuff
- Silicone grip at shoulder for back pack stabilization
- Optimize visibility with wide reflectives features
- Reinforcement fabric at elbow and back hem

**PERFORMANCE**



WATERPROOFNESS



BREATHABILITY



WARMTH

**KEY BENEFITS**



MAX AIRFLOW



MAX MOBILITY



NO FRILLS SHELL



Fire Red (06)

**LYNX STAMINA ENDURO JACKET RE**

650164 • S, M, L, XL, 2XL, 3XL

**DESCRIPTION AND TERRAIN:**

Ultra high performance suit for riding trail and off trail. This crossover suit with Sympatex fabrics and light-weight insulation to keep you warm and dry whether you're carving up trails, exploring the woods or in open space. Most comfortable insulated riding gear for most demanding rides. For Lynx customer who demands technical qualities and workable gear in many environments and conditions. •Enduro Race Edition jacket is lightly insulated version and with Lynx Racing color and logos.

**FEATURES AND TECHNOLOGIES:**

- Light insulation
- Large Racing Back prints
- All seams sealed
- Water resistant zippers at front opening, pockets and vents
- Easy access front and bicep venting for optimal thermoregulation
- Powder skirt
- Hem, collar and wrist adjustment
- Inner microfleece cuff
- Silicone grip at shoulder for back pack stabilization
- Optimize visibility with wide reflectives features
- Reinforcement fabric at elbow and back hem

**PERFORMANCE**



WATERPROOFNESS



BREATHABILITY



WARMTH

**KEY BENEFITS**



MAX MOBILITY



MAX AIRFLOW



NO FRILLS SHELL



Black (90), Grey (09)

**LYNX STAMINA ENDURO PANTS**

651128 • S, M, L, XL, 2XL, 3XL

**DESCRIPTION AND TERRAIN:**

These crossover highpants with Sympatex fabrics and mid-weight insulation to keep you warm and dry whether you're carving up trails, exploring the woods or in open space. Most comfortable insulated riding gear for most demanding rides. For Lynx customer who demands technical qualities and workable gear in many environments and conditions. Performance lightly insulated pants for riding on and off trail.

**FEATURES AND TECHNOLOGIES:**

- 100% waterproof, 100% windproof, optimally breathable Sympatex material.
- All seams sealed
- Cordura reinforcement fabric on high wear areas.
- Primaloft Black Eco insulation Primaloft Black 100 grams
- Sporty, articulated fitting to give the optimal movement in riding
- High front and lower back bib.
- Stretch panels at sides and back
- Adjustable suspenders, crossed at back.
- One spacious cargo pocket with gusset with removable knee pads
- Preshaped and padded knees with removable knee pads
- Flexible storm gaiters with snap system attachment to boots
- Killer loop D-ring at waist
- Bip pocket
- Full-length water repellent YKK 2-way zippers at front and sides
- Reflective film taping for visibility

**PERFORMANCE**



WATERPROOFNESS



BREATHABILITY



WARMTH

**KEY BENEFITS**



ELEMENT PROOF



MULTI USE



HIGH AIRFLOW

STAMINA

FLOAT



Black (90), Blue (80), Orange (12)

NEW

### LYNX STAMINA FLOAT JACKET 650163 • S, M, L, XL, 2XL, 3XL

#### DESCRIPTION AND TERRAIN:

- Integrated ExoFloat System for flotation assistance in the event of ice breakthrough.
- Ideal for active Crossover riding.
- Self-floating style. Does not require pants with ExoFloat System.

#### FEATURES AND TECHNOLOGIES:

- 2-ply Sympatex® membrane with lifetime warranty.
- Color accent on hood and reflective accent on shoulders for optimal visibility.
- Accessible whistle pocket for safety.
- Underarm zippered vents.
- D-ring at bottom hem.
- Bonded lycra cuff with thumb hole.
- Removable hood with hood clip attachment.
- 2-way zipper to improve comfort in sitting position.
- Chest pocket with water resistant zipper.
- 2 hands pocket with water resistant zipper.
- Fully Seam Sealed.
- Removable powder skirt.
- eLinQ cable management system.

#### PERFORMANCE



WATERPROOFNESS



BREATHABILITY



WARMTH

#### KEY BENEFITS



ELEMENT PROOF



FLOTATION ASSISTANCE



HIGH AIRFLOW



Our proprietary ExoFloat System features an exoskeleton that is fully body mapped with hi-tech flotation panels that help assist you in case of a fall. It also has mesh panels at the bottom to evacuate water. For optimal performance, wear the Stamina Float jacket and Stamina pants together.



## KEY TECHNOLOGIES



### SELF LEVELING

Strategically placed ExoFloat panels help assist you in self leveling to the surface



### EXIT ASSIST

Mesh drainage to ensure you are not weighed down by the water that can inhibit exit



### FLOAT ASSIST

For more than 30 minutes (\*rider must exit within this timeframe to avoid hypothermia)

This is not a coast guard approved personal flotation device, this is a flotation assistance technology. We do not recommend riders to drive over unsafe frozen bodies of water.



# SYMPATEX KEY TECHNOLOGIES

## PERFORMANCE

### Re>Think Performance - Dynamic Breathability

In contrast to other membrane technologies, the poreless compact Sympatex membrane is based on a physical and chemical principle. The water-attracting (hydrophilic) part of the membrane absorbs the moisture from the body and emits it to the outside by evaporation. The water vapour molecules are transported outwards along the hydrophilic molecular chains. The molecular structure (hydrophilic components) of the Sympatex membrane swells in moisture and therefore provides space for water vapour transport and fast evaporation.





# COMFORT IS FREEDOM

## Nature's Best

Loft

Lightweight

Soft

Packable

## Science's Best

Rebels Water

Warm When Wet

Dries Faster

**PRIMALOFT®**



The PrimaLoft® logo is your cue that you're getting the highest performing materials for comfort in any condition.



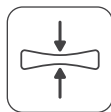
### **Warmth without bulk**

A high warmth-to-weight ratio means you don't need bulk to stay warm



### **Water-resistant**

Absorbs less moisture from the start so you stay drier and warmer



### **Packable**

Packs down easily for stashing in tight spaces



### **Lightweight**

All the warmth you need with little weight



### **Superior softness**

Enjoy unsurpassed softness that feels great on your body and contributes to a flattering fit

DISCOVER MORE AT [PRIMALOFT.COM](https://www.primaloft.com)

PrimaLoft® is a registered trademark of PrimaLoft, Inc. ©2021 PrimaLoft, Inc.


# TECHNOLOGIES

OUR RIDING GEAR AND TECHNICAL WEAR ARE BUILT WITH ADVANCED TECHNOLOGIES THAT PROTECT YOU WITH WARMTH, WATERPROOFNESS, LIGHTWEIGHT AND BREATHABILITY.



## PRIMALOFT®

A high-performance insulation with the full spectrum of benefits to brave the elements. Warmer, drier, softer and more compressible than any other synthetic insulation.



sympatex®

## SYMPATEX®

Coatings that provide maximum waterproofness, windproofness and breathability.



## CONNECTOR SYSTEM

Some of our Lynx jackets have provisions built in for a heated shield wire - riders can leave the wire in the jacket securely fastened and out of the way.



## RADIANT CORE

Reflects heat back towards you for reliable, all-day warmth even at high speeds.



## YKK

We use the world's best - YKK zippers - recognized for quality and reliability.

## REINFORCEMENT FABRIC

Often added to garment zones that need extra durability, such as arms, back hem, inner legs, and crotch for tough yet flexible comfort.



# HOW TO FIND A PERFECT DEEP SNOW SUIT FOR YOU

PRO


PREMIUM

CORE

## QUANTUM PRO

## QUANTUM

## QUANTUM LITE



KEY BENEFITS



NO FRILLS SHELL



ELEMENT PROOF



MAX AIRFLOW



MAX MOBILITY

sympatex®



CORDURA®

KEY BENEFITS



ELEMENT PROOF



LIGHTWEIGHT



HIGH AIRFLOW

sympatex®

CORDURA®

KEY BENEFITS



ELEMENT PROOF



REINFORCED



FEATURE RICH

sympatex®

# FREE TO MOVE. FREE TO FOCUS ON THE RIDE.

# QUANTUM

**On the mountain it's just you and your sled.**

No distractions, no interruptions, no compromise. You wouldn't let anything come between you and your ride. Not now, when you're living so fully for and in the moment. Ready to drill deeper into drifts and drives. You and your crew, concentrated on one common goal: **conquering the deep snow.**

## QUANTUM LITE

- Lightweight shell onepiece is specially designed for active riding in deep snow.
- 100% waterproof & windproof, optimally breathable Sympatex material
- Reinforcement fabric on high wear areas
- Two-way water repellent YKK zippers on front



sympatex®

LIGHTWEIGHT SHELL

YKK

Little Pairs. Big Difference.

WATER REPELLENT ZIPPERS



# CONQUER THE DEEP SNOW WITH NON-COMPROMISE TECHNICAL GEAR

The original Lynx Quantum riding gear offers you the best lightweight performance for mountain and deep snow riding. High-end shell clothing with Cordura fabrics and Sympatex membrane has been developed to meet every freerider's demands.

## QUANTUM PRO

DEVELOPED WITH LYNX AMBASSADORS

- Lightweight 3-ply jackets, highpants and one-piece suits for deep snow riders.
- 100% waterproof, 100% windproof, optimally breathable Sympatex material
- Ultra durable Cordura reinforcement fabric on high wear areas
- Articulated sleeves and knees to ensure freedom of movement in every riding position
- No mesh liner
- Water repellent YKK zippers
- Reflectives for safe visibility
- D-Rings



## QUANTUM

- Lightweight shell jacket is specially designed for active riding in deep snow.
- 100% waterproof & windproof, optimally breathable Sympatex material
- Cordura reinforcement fabric on high wear areas
- Two-way water repellent YKK zippers on front



QUANTUM

PRO



Black (90), Deep Purple (42), Fire Red (06)

**LYNX QUANTUM PRO JACKET**

650144 • S, M, L, XL, 2XL, 3XL

**DESCRIPTION AND TERRAIN:**

Experience the most durable, light weight, no-compromise technical riding gear in Quantum series. Featuring SYMPATEX Three Layer with no separate liner, which provides a superior layering and mobility experience for riding in deep snow, truly PRO experience.

**FEATURES AND TECHNOLOGIES:**

- 100% waterproof and 100% windproof.
- Optimally breathable Sympatex material.
- Cordura reinforcement fabric on high wear areas.
- Articulated fitting to give the optimal movement in riding.
- Two-way water-repellent front zipper.
- All over water-repellent zippers.
- Backpack friendly shoulders and front venting.
- 2 front vents and 2 back vents.
- 2 spacious hand pockets at front, 1 chest pocket, 1 sleeve pocket.
- Removable hood.
- Adjustable collar and cuffs.
- Adjustable bottom hem.
- Thumbhole.
- D-ring loop at hem right side.
- Reflective elements for maximum visibility.

**PERFORMANCE**



**KEY BENEFITS**



Black (90)

**LYNX QUANTUM PRO HIGHPANTS**

651135 • S, M, L, XL, 2XL, 3XL

**DESCRIPTION AND TERRAIN:**

- Flexible and top quality adaptable shell.
- Sympatex 3 Layer performance for deep snow riding.

**FEATURES AND TECHNOLOGIES:**

- 3 ply Sympatex membrane technologies with lifetime warranty.
- Cordura reinforcement fabric on high wear areas.
- 100% seams and logos sealed.
- Two-way water-repellent front zipper.
- All over water-repellent zippers.
- Articulated fitting to give the optimal movement in riding.
- Bib pocket & thigh cargo pocket.
- Waist buckle adjustment.
- Suspenders with 1 side adjustment.
- Full length side zippers at leg, can be used as vents.
- Stretch fabric at side bib for extra comfort.
- Zippered Boot gaiter with snap

**PERFORMANCE**



**KEY BENEFITS**



Black (90), Deep Purple (42), Fire Red (06)

**LYNX QUANTUM PRO OPS**

650145 • XS, S, M, L, XL, 2XL, 3XL

**DESCRIPTION AND TERRAIN:**

- Flexible and top quality adaptable shell.
- Sympatex 3 Layer performance for deep snow riding.

**FEATURES AND TECHNOLOGIES:**

- Primaloft® Gold insulation at seat.
- 100% waterproof and 100% windproof.
- Optimally breathable Sympatex material.
- Cordura reinforcement fabric on high wear areas.
- Articulated fitting to give the optimal movement in riding.
- Two-way water-repellent front zipper.
- All over water-repellent zippers.
- Backpack friendly shoulders and front venting.
- 2 front vents and 2 back vents.
- 2 spacious hand pockets at front, 1 chest pocket, 1 sleeve pocket.
- Full side leg zippers.
- Removable hood.
- Removable suspenders.
- Waist adjustment.
- Adjustable collar and cuffs.
- Adjustable bottom hem.
- Thumbhole.
- Zippered boot gaiter with snap
- D-ring loop at hem right side.
- Reflective elements for maximum visibility.

**PERFORMANCE**



**KEY BENEFITS**



# QUANTUM



**NEW**

Black (90), Sand (03)

### LYNX QUANTUM LITE OPS

650180 • S, M, L, XL, 2XL, 3XL

#### DESCRIPTION AND TERRAIN:

Flexible and adaptable shell for Deep snow riding.

#### FEATURES AND TECHNOLOGIES:

- 2 ply Sympatex membrane technology with lifetime warranty.
- 100% sealed seams and logos.
- Reinforcement fabric in knees and bottom leg
- Water-resistant zippers.
- Removable and adjustable hood.
- Removable suspenders
- Backpack friendly underarm venting.
- Reflective details for optimized visibility.
- One Large Chest pocket
- Cargo sized pockets.
- Bottom leg side zippers



#### PERFORMANCE



#### KEY BENEFITS



### LYNX QUANTUM JACKET

650141 • XS, S, M, L, XL, 2XL, 3XL

#### DESCRIPTION AND TERRAIN:

- Flexible and adaptable shell.
- Specially designed for active riding in deep

#### FEATURES AND TECHNOLOGIES:

- 2-ply Sympatex membrane technology with lifetime warranty.
- 100% sealed seams and logos.
- Cordura reinforcement fabric on high wear areas
- Water repellent YKK zippers through out
- Removable hood
- Powder skirt
- Mesh lining
- Backpack friendly Chest venting
- Two-way water repellent YKK front zipper
- One large chest pocket, Hand pockets
- Reflective details for optimized visibility

#### PERFORMANCE



#### KEY BENEFITS



Autumn Red (14), Black (90), Charcoal Grey (07), Royal Blue (83)



### LYNX QUANTUM OPS

650142 • XS, S, M, L, XL, 2XL, 3XL

#### DESCRIPTION AND TERRAIN:

- Flexible and adaptable shell.
- Specially designed for active riding in deep

#### FEATURES AND TECHNOLOGIES:

- 2 ply Sympatex membrane technology with lifetime warranty
- 100% sealed seams and logos
- Water-resistant YKK zippers throughout.
- Removable hood
- Removable suspenders
- Backpack friendly Chest venting
- Removable hood
- Two-way water repellent YKK front zipper
- Reflective details for optimized visibility
- Cargo sized pockets
- Shaped and reinforced knees
- Storm gaiters with boot to lace snap connector



Autumn Red (14), Black (90), Charcoal Grey (07), Royal Blue (83)

#### PERFORMANCE



#### KEY BENEFITS



### LYNX QUANTUM PANTS

651134 • XS, S, M, L, XL, 2XL, 3XL

#### DESCRIPTION AND TERRAIN:

- Flexible and adaptable shell.
- Specially designed for active riding in deep

#### FEATURES AND TECHNOLOGIES:

- 100% waterproof, 100% windproof, optimally breathable Sympatex material
- Primaloft Gold insulation and fleece lining on seat
- Cordura reinforcement fabric on high wear areas
- High front and back bib
- Panels with stretch fabric on waist
- One bib chest pocket, one-sided cargo pockets
- Shaped, reinforced and padded knees
- Removable knee pads
- 2-way Front and full-length side water repellent YKK zippers
- Water repellent YKK zippers through out
- Storm gaiters with boot to lace snap connector
- Reflective details for optimized visibility

#### PERFORMANCE



#### KEY BENEFITS



Autumn Red (14), Black (90), Charcoal Grey (07)

# SQUADRON



**FOLLOW  
YOUR TRIBE.  
CUT YOUR  
OWN TRAIL.**

**There are Lynx riders, then there's everyone else.**

Our dedication shows in everything we do, right down to the gear we wear to ride. We follow trends but are never slaves to style. We know what looks good and what works. Now all you need to do is zip up and hold on tight. It's play time.




## MAKE THE MOST OF YOUR WINTER!

The original Lynx Squadron riding gear offers you the best functional performance for all your winter activities: warmth without bulk, tough fabrics, sealed seams and ventilation. With both practical and trendy options, the Squadron range has you covered for work, mountain riding and day-to-day living.

### SQUADRON INSULATED

- Insulated one-piece suit for men for multiuse.
- Colorful Squadron Kids OPS is developed together with kids. Thermal loft insulation is a perfect choice for riding and playing in the snow.



### SQUADRON FLEX

- Light and multifunctional shell jacket for deep snow riding and winter sports now with new Stretch Shell fabric.
- Partly insulated shell highpants for deep snow riders and winter activities now with new Stretch Shell fabric.
- Light and multifunctional shell one-piece suit for deep snow riding and winter sports now with new Stretch Shell fabric.



**SQUADRON**

**INSULATED**



Teal (74), Whiskey (28)  
Army Green (77)

**LYNX SQUADRON OPS (INS.)**

650165, 650140 • XS, S, M, L, XL, 2XL, 3XL

**DESCRIPTION AND TERRAIN:**

Insulated one-piece suit for men for multiuse.

**FEATURES AND TECHNOLOGIES:**

- Insulated one-piece with 80gr
- Primaloft Black insulation
- RPM Max Shell
- All seams sealed
- Reinforcement fabric on high wear areas
- Two-way front zipper
- Waterproof YKK zippers
- Front ventilations on armpit with zipper and mesh
- Inner adjustable system on waist and removable suspenders inside
- Lynx Cypher used in Graphics

**PERFORMANCE**



WATERPROOFNESS



BREATHABILITY



WARMTH

**KEY BENEFITS**



ELEMENT PROOF



GREAT VALUE



MULTI USE



Blue (80), Orange (12)

**SQUADRON KIDS OPS (INS.)**

657008 • 4, 6, 8, 10

**DESCRIPTION:**

Colorful Squadron Kids OPS is developed together with kids. Thermal loft insulation is a perfect choice for riding and playing in the snow.

**FEATURES AND TECHNOLOGIES:**

- Lynx Cypher used in Graphics
- Thermal loft insulation
- RPM Max Shell for moisture management
- All seams sealed
- Front closure and pockets with waterproof YKK zippers
- Adjustable waist

**KEY BENEFITS**



ELEMENT PROOF



DESIGNED FOR WINTER PLAYS



MULTI USE

## SQUADRON

## FLEX

MEN

WOMEN



Black (90), Teal (74)

**SQUADRON FLEX JACKET**

**Squadron Flex Jacket 650149** • XS, S, M, L, XL, 2XL, 3XL  
**Squadron Flex Jacket W 650150** • XS, S, M, L, XL, 2XL

**DESCRIPTION AND TERRAIN:**

Light and multifunctional shell jacket for deep snow riding and winter sports now with new Stretch Shell fabric.

**FEATURES AND TECHNOLOGIES:**

- RPM Max shell material
- Insulation on front chest & sleeve top: Primaloft Black 40 grams
- All seams sealed
- Preshaped sleeves and elbows
- Removable, adjustable hood
- Offset center front opening
- Waterproof YKK zippers
- 2 front ventilation underarm with mesh
- 2 spacious pockets at front, 1 chest pocket, 1 sleeve pocket
- 1 inner chest pocket; water & vapour proof pocket for cell phone etc.
- 1 inner mesh pocket
- D-ring killer loop at hem right side
- Lynx / Squadron prints

**PERFORMANCE**

WATERPROOFNESS



BREATHABILITY



WARMTH

**KEY BENEFITS**

ELEMENT PROOF



GREAT VALUE



MULTI USE

MEN

WOMEN



Black (90), Teal (74)

**SQUADRON FLEX HIGHPANTS**

**Squadron Flex Highpants 651137** • XS, S, M, L, XL, 2XL, 3XL  
**Squadron Flex Highpants W 651138** • XS, S, M, L, XL, 2XL

**DESCRIPTION AND TERRAIN:**

Partly insulated shell highpants for deep snow riders and winter activities now with new Stretch Shell fabric.

**FEATURES AND TECHNOLOGIES:**

- Waterproof, windproof, breathable and durable shell material. RPM Max.
- All seams sealed
- Reinforcement fabric on high wear areas.
- Insulation on seating area: Primaloft Black 60 grams
- Bib construction for extra cover
- Full length side zippers
- Elastic construction at back waist for flexibility
- Adjustable suspenders, crossed at back
- One spacious cargo pocket
- Preshaped and padded knees with removable knee pads
- Flexible storm gaiters with snap system attachment to boots
- Killer loop D-ring at waist
- Bip pocket
- Waterproof YKK zippers
- Reflective film taping at back lower legs
- 2 color options

**PERFORMANCE**

WATERPROOFNESS



BREATHABILITY



WARMTH

**KEY BENEFITS**

ELEMENT PROOF



GREAT VALUE



MULTI USE

MEN

WOMEN



Black (90), Fire Red (06), Sand (03)Teal (74), Black (90) Black (90), Teal (74)

**SQUADRON FLEX OPS**

**Squadron Flex OPS 650143** • 2XS, XS, S, M, L, XL, 2XL  
**Squadron Flex OPS W 650147** • XS, S, M, L, XL, 2XL

**DESCRIPTION AND TERRAIN:**

Light and multifunctional shell one-piece suit for deep snow riding and winter sports now with new Stretch Shell fabric.

**FEATURES AND TECHNOLOGIES:**

- Mesh lining
- Primaloft Black insulation on seat
- RPM MAX for moisture management
- All seams and logos sealed
- YKK zippers

**PERFORMANCE**

WATERPROOFNESS



BREATHABILITY



WARMTH

**KEY BENEFITS**

ELEMENT PROOF



GREAT VALUE



MULTI USE

# LYNX APPAREL LAYERING PIONEERS

LYNX QUANTUM  
LITE OPS  
650180

- 1 Wearing properly layered clothing starts with a high-quality **base layer**.
- 2 **The mid layer** helps to regulate the body temperature.
- 3 **Insulated layer.** Add or adjust the warmth with insulated layer. Insulated jacket protects from the elements with additional warmth.
- 4 **Shell layer.** Choose the outermost layer based on the temperature, the length of the trip and your riding style.



LYNX QUANTUM 2.0  
GLOVES STX  
666044



3

LYNX  
HYBRID  
SHORTS  
659137



1

LYNX X SVALA  
CORDURA MERINO  
BASE LAYER  
659191



LYNX X SVALA  
MERINO SOCKS  
667116



LYNX X SVALA  
MERINO  
URBAN BEANIE  
665308

LYNX X SVALA  
HYBRID BALACLAVA  
665304



LYNX TECLAYER HYBRID JACKET  
659180



LYNX X SVALA CORDURA  
MERINO BASE LAYER  
659190



LYNX X SVALA MERINO  
HYBRID JACKET  
659144

**Enjoying the winter is often just a matter of dressing up. We at Lynx are pioneers in equipping the riders for demanding Nordic conditions.**

Using high performance fabrics and insulation, the Lynx Tec-Layer product range offers a combination of moisture management, warmth, packability and protection in changing weather conditions and multiple activities. Keep yourself comfortable even during your toughest snowmobiling adventures!



## GEARING UP FOR THE RIDE

”There’s no bad day, if you’re geared up right!

Some people may think that cold weather or lack of daylight is a reason to postpone your ride, but that’s not actually true. It’s all about gearing up right. Cold is not actually cold if you have right layers.

What I like to have is merino layers, thermo layers and sometimes even fleece, but I never go out without a protection. If you protect your head, remember to also protect your body.

**Now that I’m all geared up, I’m ready to ride!**

*- Emma Kimiläinen, Lynx ambassador*

# TEC LAYER

## LYNX TECLAYER ALPHA DOWN JACKET

659154 • XS, S, M, L, XL, 2XL, 3XL

### DESCRIPTION:

- Introducing the new ultra warm Lynx Tec Layer Heavyweight Down Packable Jacket.
- Functional, warm outer layer for breaks while snowmobiling and regular winter use.
- Can also be used as a very warm mid-layer on long, subzero journeys.

### FEATURES AND TECHNOLOGIES:

- Insulation: Primaloft® down blend Gold.
- Packable design is great for on-the-go and travel!
- Drawcord hem adjustment in pockets.
- Microfleece and Spandex at underarm vents.
- Down-blend insulation with high compression.
- Sold with a stowable bag.
- Ultralight water-repellent fabric.
- Preshaped sleeves and elbows.
- Fixed adjustable hood with laminated brim and flexible polymer peak.
- Elastic at cuffs.
- YKK® 2-way Vislon® zipper at front opening
- Inverted YKK® 1-way zippers at pockets.
- 2 spacious hand pockets at front.
- Chest pocket with 2 spacious inner lining pockets.
- Adjustable hem with elastic and toggle on both sides.



Black (90), Navy (89)

### PERFORMANCE



WATERPROOFNESS



BREATHABILITY



WARMTH

### KEY BENEFITS



REGULATE WARMTH



MULTI USE



PACKABILITY

## LYNX PACKABLE DOWN JACKET

Lynx packable down jacket  
659138 • XS, S, M, L, XL, 2XL, 3XL

Lynx packable down jacket W  
659139 • XS, S, M, L, XL, 2XL

### DESCRIPTION:

Use as a light jacket for cool dry weather or as a very warm mid layer.

### FEATURES AND TECHNOLOGIES:

- Drawcord hem adjustment in pockets.
- Microfleece and Spandex at underarm vents.
- Down-blend insulation with high compression.
- Shaped sleeves.
- Sold with stowable pocket.
- Ultralight Water repellent material
- Insulation: Primaloft down blend
- Packable design is great for on-the-go and travel!

### PERFORMANCE



WATERPROOFNESS



BREATHABILITY



WARMTH

### KEY BENEFITS



REGULATE WARMTH



MULTI USE



PACKABILITY

### MEN




Autumn Red (14), Black (90), Charcoal Grey (07)

### WOMEN



Autumn Red (14), Black (90)

## PACKABLE DESIGN





Autumn Red (14), Black (90), Charcoal Grey (07)

**LYNX TECLAYER HYBRID JACKET**

659180 • XS, S, M, L, XL, 2XL, 3XL

**DESCRIPTION:**

Light and versatile mid layer jacket for active riders.

**FEATURES AND TECHNOLOGIES:**

- 80g Primaloft® Black Insulation.
- Ultralight water repellent material.
- Strategically placed elastic knit material and panels with insulation.
- YKK® zippers.

**PERFORMANCE**



**KEY BENEFITS**



Black (90)

**LYNX HYBRID SHORTS**

659137 • XS, S, M, L, XL, 2XL, 3XL

**DESCRIPTION:**

Light and versatile mid layer shorts for active riders.

**FEATURES AND TECHNOLOGIES:**

- 80g Primaloft® Black Insulation.
- Ultralight water repellent material
- Strategically placed elastic knit material and panels with insulation.
- Higher back waist and knee length
- 2-way YKK® zippers.

**PERFORMANCE**



**KEY BENEFITS**



Black (90)

**LYNX HYBRID OPS**

650146 • XS, S, M, L, XL, 2XL, 3XL

**DESCRIPTION:**

Light and versatile insulated mid layer onepiece for our riders. This removable liner is a perfect piece to add versatility and warmth for under shell onepiece.

**FEATURES AND TECHNOLOGIES:**

- Ultralight Water repellent fabric
- Strategically placed elastic knit material and panels with insulation
- Breathable panels
- 80g Primaloft® Black Insulation.
- Zipper drop seat for easy access
- Full-lengt legs
- YKK zippers
- Packable design is great for on-the-go and travel!

**PERFORMANCE**



**KEY BENEFITS**



Black (90)

**LYNX ONE PIECE MID LAYER**

659126 • XS, S, M, L, XL, 2XL, 3XL

**DESCRIPTION:**

Ideal under Onepiece suit. Thermal fleece midlayer onepiece for cold riding conditions and after adventures.

**FEATURES AND TECHNOLOGIES:**

- Constructed from super soft stretchy Performance Fleece.
- YKK Two Way Open front zipper with semi-lock sliders.
- Rear zipper for easy seat opening.
- Flatlock seams.

**LYNX**

**Svala**  
OF FINLAND

With over 120 years of combined expertise on Nordic winters, Svala and Lynx bring you products designed to keep you warm and comfortable in even the most demanding conditions.

The Lynx x Svala collaboration highlights our commitment to premium layering principles.

**NEW NYLON REINFORCED MERINO MATERIAL!**

Merino properties with Cordura durability!

**CORDURA**  
Advanced Fabrics

Polyamide  
Cordura Filament

Wool Fibre

By using a special spinning technique, where Cordura filament is twisted around Merino yarn, the result is a groundbreaking durable and lightweight natural Merino base layers.

Warm, Comfortable (no itch),  
Extremely Durable, Odour-resistant.

- Unisex
- Slim-fit
- Flat seams
- Round neckline
- Longer hem at the back
- UV blocking Merino/Cordura knit



NEW

Black (90)



NEW

Black (90)

**LYNX X SVALA CORDURA  
MERINO BASE LAYER**

XS, S, M, L, XL, 2XL, 3XL

**TOP • 659190**

Warm, comfortable—no itching—breathable, odour-resistant, extremely durable, UV-blocking Merino/Cordura knit.

**FEATURES AND TECHNOLOGIES:**

- New Nylon reinforced Merino material
- Merino properties with Cordura durability
- Unisex
- Slim-fit
- Flat seams

**TOP**

- Round neckline
- Longer hem at back

**BOTTOM • 659191**

**BOTTOM**

- Elastic waistband

**KEY FEATURES**



Groundbreaking  
durable Merino  
Cordura knit



Lightweight Natural merino  
with all the exceptional  
Merino wool properties

**KEY BENEFITS**

Enhanced abrasion  
resistance

Extremely durable  
proven by testing

Warm, comfortable  
-breathable  
Moisture management  
Thermal regulation





Black (90)

Black (90)

### LYNX X SVALA MERINO BASE LAYER TOP • 659149      BOTTOM • 659150

2XS, XS, S, M, L, XL, 2XL, 3XL

#### DESCRIPTION:

The knit has a technical two-layer construction with an inner layer of moisture-wicking polypropylene and an outer layer of SuperWash and moth-protected Merino wool. Inherently antibacterial.

#### FEATURES AND TECHNOLOGIES:

- Unisex
- Slim-fit
- Flat seams

#### TOP

- Round neckline
- Longer hem at back

#### BOTTOM

- Elastic waistband



Grey (09)

Grey (09)

### LYNX X SVALA ACTIVE BASE LAYER TOP • 659151      BOTTOM • 659152

2XS, XS, S, M, L, XL, 2XL, 3XL

#### DESCRIPTION:

This Merino and Tencel blend base layer is perfect for both cooler conditions and summer temperatures. Merino Active base layer wicks moisture from the skin while the outer layer of Merino wool warms and stores the heat generated by the body. Inherently antibacterial.

#### FEATURES AND TECHNOLOGIES:

- Unisex
- Slim-fit
- Flat seams

#### TOP

- Round neckline
- Longer hem at back

#### BOTTOM

- Elastic waistband



Black (90)

Black (90)

### LYNX X SVALA MESH BASE LAYER PRO TOP • 659147      BOTTOM • 659148

2XS, XS, S, M, L, XL, 2XL, 3XL

#### DESCRIPTION:

Worn against the skin, the moisture-wicking antibacterial mesh knit stores air in its loops, which means that the product has a heat-balancing effect regardless of the level of activity. This means that it stays cool in the heat and provides warmth in the cold. This garment performs superbly as a base layer during heavy exercise, even if temperatures drop as low as -15°C. can be worn underneath a thermal layer in which case it wicks moisture to the external clothing layer, airs and creates a warming air layer on top of your skin.

#### FEATURES AND TECHNOLOGIES:

- Unisex
- Slim-fit
- Flat seams

#### TOP

- Round neckline
- Longer hem at back

#### BOTTOM

- Elastic waistband



NEW

Black (90), Wine (32)

### LYNX X SVALA GRAPHIC T-SHIRT 662300 • 2XS, XS, S, M, L, XL, 2XL, 3XL

This 100% Merino T-Shirt is perfect for a base layer in both cooler conditions and summer temperatures. It can be used as a work shirt for home chores or activities and now with large Lynx Chest print.

#### FEATURES AND TECHNOLOGIES:

- Merino wool
- Unisex
- Slim-fit
- Flat seams
- Fitted sleeves
- Round neckline
- Lynx Character Print



Black (90), Grey (09)

### LYNX X SVALA LIGHT MERINO T-SHIRT 662098 • 2XS, XS, S, M, L, XL, 2XL, 3XL

#### DESCRIPTION:

This Merino and Tencel blend T-Shirt is perfect for a base layer in both cooler conditions and summer temperatures. It can be used as a work shirt for home chores or activities.

#### FEATURES AND TECHNOLOGIES:

- Unisex
- Slim-fit
- Flat seams
- Fitted sleeves
- Round neckline
- Longer hem at back



Black (90), Grey (09)

### LYNX X SVALA MERINO T-SHIRT 662099 • 2XS, XS, S, M, L, XL, 2XL, 3XL

#### DESCRIPTION:

The Merino T-Shirt is perfect for a base layer in both cooler conditions and summer temperatures. It can be used as a work shirt for home chores or activities. This Merino T-shirt wicks moisture from the skin while the outer layer of Merino wool warms and stores the heat generated by the body.

#### FEATURES AND TECHNOLOGIES:

- Unisex
- Slim-fit
- Flat seams
- Fitted sleeves
- Round neckline
- Longer hem at back



**NEW**

Black (90), Wine (32)

**LYNX X SVALA MERINO COLLEGE HOODIE**

659500 • S, M, L, XL

New Trendy and Comfortable Merino College hoodie for leisure and everyday use.

**FEATURES AND TECHNOLOGIES:**

- 83% High-quality and Mulesing-Free Merino wool and 17% Recycled Polyester.
- Slim-fit
- Hood
- Lynx Character Graphics
- Unisex



Black (90)

**LYNX X SVALA MERINO HOODIE**

659145 • 2XS, XS, S, M, L, XL, 2XL, 3XL

**DESCRIPTION:**

Elastic and cosy Merino hoodie for leisure. It's actually so Trendy that you want to wear it at town and everywhere. This hoodie is made of 100% high-quality Merino wool knit.

**FEATURES AND TECHNOLOGIES:**

- Unisex
- Slim-fit
- Front zipper
- Chest pocket
- Two Front pockets
- Flat seams
- Thumb loops



Black (90)

**LYNX X SVALA MERINO HYBRID JACKET**

659144 • 2XS, XS, S, M, L, XL, 2XL, 3XL

**DESCRIPTION:**

Comfortable Hybrid jacket for multiuse. This jacket is made of high-quality Extra warm merino knit and added windproofness with panels in colla, neck, chest and front sleeves.

**FEATURES AND TECHNOLOGIES:**

- Merino knit and windproof panels
- Unisex
- Slim-fit
- Front zipper
- Two Front pockets with zipper
- Flat seams
- Thumb loops



Black (90)

**LYNX X SVALA POWERSTRETCH PRO JACKET**

659143 • 2XS, XS, S, M, L, XL, 2XL, 3XL

**DESCRIPTION:**

An elastic and warm Fleece jacket for work and leisure. This jacket is made of high-quality Polartec Power Stretch Pro with a moisture-wicking fleece on the inside and a wear-resistant lint-free polyester on the outside.

**FEATURES AND TECHNOLOGIES:**

- Unisex
- Slim-fit
- Front zipper
- Chest pocket
- Two Front pockets
- Flat seams
- Thumb loops



Black (90)

### LYNX X SVALA POWERSTRETCH PRO BEANIE

665306 • S, M, L

#### DESCRIPTION:

- The Power Stretch Pro hat will warm you up even when your activity levels are low.
- A warm and snug fit headwear made of high quality Polartec Power Stretch Pro. The inside is made of moisture-wicking fleece and the outside is lint-free polyester.

#### FEATURES AND TECHNOLOGIES:

- Flat seams



Black (90), Grey (09)

### LYNX X SVALA MERINO BEANIE

665307 • S, M, L

#### DESCRIPTION:

Double layer merino beanie for winter use. The knitted fabric has a double layer structure with an inner layer of polypropylene that efficiently wicks moisture from your skin and an external heat-binding layer of merino wool that has gone through SuperWash and anti-moth treatments.

#### FEATURES AND TECHNOLOGIES:

- Flat seams



Grey (09), Red (30)

### LYNX X SVALA MERINO URBAN BEANIE

665308 • S, M, L

#### DESCRIPTION:

Extra fine Merino beanie, equally at home in the city, the forest or whatever the temperature or time of year. There is no prickliness or itching under this beanie there is no hair itching thanks to the natural properties of Merino wool.

#### FEATURES AND TECHNOLOGIES:

- Fold over cuff



Black (90)

### LYNX X SVALA MERINO LOUNGE PANTS

659146 • 2XS, XS, S, M, L, XL, 2XL, 3XL

#### DESCRIPTION:

Elastic and cosy Merino pants for leisure. They are actually so Trendy that you want to wear them at town and everywhere. These pants are made of 100% high-quality Merino wool knit.

#### FEATURES AND TECHNOLOGIES:

- Unisex
- Elastic waistband
- Slim-fit
- Flat seams
- Side pockets



Black (90)

### LYNX X SVALA MERINO SOCKS

667116 • S, M, L, XL

#### DESCRIPTION:

Technical warm merino socks especially for colder conditions.

#### FEATURES AND TECHNOLOGIES:

- Long elastic cuff keeps socks in place.
- The inner surface with comfortable merino terry keeps the feet dry and warm.
- Socks stay dry, odorless and fresh for longer.



Black (90)

### LYNX X SVALA MERINO ACTIVE SOCKS

667117 • S, M, L, XL

#### DESCRIPTION:

Warm Merino Socks for Active riding and varying conditions. The soft Merino knit keeps the feet dry and warm. Socks stay odorless and fresh for longer

#### FEATURES AND TECHNOLOGIES:

- Elastic structure of cuff keeps socks in place.
- Seamless foot prevents abrasion

# RIDE WITH YOUR TRIBE. AHEAD OF THE PACK.



Your blood pumping through the veins. Your heart pounding with excitement. The unbreakable concentration from start to finish. Your eye firmly on the prize: crossing the line and earning your place on the podium. It's the winning spirit you take from the track to your team - and the right riding gear that gives you the edge.

Carry your team colors proudly! Snowmobile racing is more than just a passion: it requires tenacity, commitment, and adequate apparel. The Lynx Racing clothing, made out of high-quality materials, provides you with functional moisture management, warmth and protection every time you hit the track. Add a final touch to your winning look, even in the days between races.

# RACING



## RACING



Autumn Red (14), Fire Red (06)

**LYNX RACE SNOWCROSS JACKET**

650154 • XS, S, M, L, XL, 2XL

**DESCRIPTION:**

- Racing look shell.

**FEATURES AND TECHNOLOGIES:**

- Watertight zippers throughout.
- 2 large pockets at front.
- Front and rear zippered vent

**PERFORMANCE**

WATERPROOFNESS



BREATHABILITY



WARMTH NON-INSULATED



Autumn Red (14), Fire Red (06)

**LYNX RACE JERSEY**

660051 • S, M, L, XL, 2XL, 3XL

**DESCRIPTION:**

- Semi-fitted V-neck jersey.

**FEATURES AND TECHNOLOGIES:**

- 100% Polyester.
- Quick-dry fabric.
- Antibacterial, moisture-wicking fabric.
- Sublimated print.
- Rib at collar and cuffs.
- Underarm gusset for ease of movements.
- Jersey longer at back to easily enter it in riding pants.



Autumn Red (14), Fire Red (06)

**LYNX RACE SNOWCROSS PANTS**

651142 • XS, S, M, L, XL, 2XL

**DESCRIPTION:**

- Shell pants with a LYNX racing look.

**FEATURES AND TECHNOLOGIES:**

- 85% Polyester, 13% Nylon, 2% aramid fiber
- Reinforcement fabric at in-seam and high wear areas.
- Higher back and lower front shape for optimal comfort.
- Pre-shaped knees.
- Extra grip stripes added to seating area.
- D-rings at crotch and at waist.

**PERFORMANCE**

WATERPROOFNESS



BREATHABILITY



WARMTH NON-INSULATED



Mixed Color (18)

**LYNX WARM-UP JACKET**

652020 • Onesize

**DESCRIPTION:**

- Warm coat to wear over.
- Use by the Lynx racing team members.

**FEATURES AND TECHNOLOGIES:**

- One size
- Fixed hood and spacious pockets on both sides.
- Lynx Racing spirited design

**WINTER'S NOT A SEASON.  
IT'S A LIFESTYLE.**

**ACTIVE**

**LYNX**

**Keep your engine running all year round!**

When snow turns to slush and trails turn to tracks, it's time to train. In the gym. On the bike. Through the woods. Counting down the days to that first fresh fall. Muscles burning. Longing for the cool breeze on your face. You can almost feel it. Not long now. Winter is almost here.

## ACTIVE

The original Lynx Active range sees you through off-season, dialing up the technical details that keep your engine running all year round. You will stay comfortable and protected from the top of

the mountain down to the trails and in different activities. From jerseys to keep you dry and prevent overheating to lightweight, breathable and waterproof outerwear, you are ready to go!



Black (90) **NEW**,  
Grey (09)

**LYNX ACTIVE CAP**

**665287** • Onesize

**DESCRIPTION:**

Light weight cap for off-season activities.

**FEATURES AND TECHNOLOGIES:**

- 97% polyester 3% elastane



Black (90), Grey (09)

**LYNX ACTIVE JACKET**

**650148** • XS, S, M, L, XL, 2XL, 3XL

**DESCRIPTION AND TERRAIN:**

Lynx Active jacket is lightweight, waterproof and breathable jacket for all-purpose use, for example cycling, hiking and trail running.

**FEATURES AND TECHNOLOGIES:**

- Long-lasting weather protection
- Waterproof & breathable
- Cycling specific fit
- Back and underarm ventilation with mesh inserts
- Hand pocket for easy access (jacket can be packed into pocket)
- Reflective prints for visibility



Black (90), Grey (09)

**LYNX ACTIVE PANTS**

**651136** • XS, S, M, L, XL, 2XL, 3XL

**DESCRIPTION AND TERRAIN:**

Lynx Active pants for all-purpose use, for example cycling, hiking and trail running. These performance pants provide comfort when pedalling with light weight stretch fabric and many technical features. Pants for ultimate comfort when riding downhill and trail.

**FEATURES AND TECHNOLOGIES:**

- Dirt and water-repellent, breathable
- Stretch softshell fabric with elastic panels
- Pre-shaped fit for optimal ride comfort and use with knee pads
- Tapered fitting
- Hand pockets with zippers
- Zipped security pocket on leg
- Full length side zippers to be used for ventilation also
- Lynx logo details

**LYNX ACTIVE PERFORMANCE LS**

**660052** • S, M, L, XL, 2XL, 3XL

**DESCRIPTION:**

- Durable long sleeves Performance T-Shirt.

**FEATURES AND TECHNOLOGIES:**

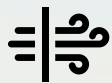
- 86% Coconut Polyester, 16% Spandex.
- Relax fit.
- Raglan sleeve.
- Moisture-wicking, to stay dry and comfortable.
- Naturally anti-odor.
- Antimicrobial.
- UV protection.
- Thumb hole at sleeves.
- Heat transfer Lynx Active logo

# ADVEX HELMET

## KEY BENEFITS



HEATED AND NON HEATED



HIGH AIRFLOW



DOT AND ECE CERTIFIED

## USAGE

ACTIVE TRAIL RIDERS

VARYING WEATHER

## PRODUCT PERFORMANCE



WARMTH



AIRFLOW



LIGHTWEIGHT



## GRAPHICS

BRP Branded



Lynx Branded



## TYPES

Full electric

Standard





# ADVEX HELMET KEY TECHNOLOGIES


## HEAT DISTRIBUTION



## AIRFLOW



## NOISE CANCELLING



## JET STYLE



## COMM INTEGRATION



## REAR LIGHT



## WHY CHOOSE THE ADVEX?

Think of the convenience of a modular helmet with all the features of a full face Helmet. A perfect helmet for more active trail riders, you can control your air intake, and always ride fog free due to the hot air exhaust. Not only does this helmet have noise cancelling pads, back light a heated sun visor garage and removable peak but it ALSO comes comms ready and flashlight ready!

HELMETS

ADVEX



Fire Red (06)

**LYNX ADVEX SPORT RADIANT HELMET (DOT/ECE)**

664071 • XS, S, M, L, XL, 2XL, 3XL



Black (90), Orange (12), White (01)

**ADVEX SPORT RADIANT HELMET**

929081, 929126, 929130

XS, S, M, L, XL, 2XL, 3XL

**ADVEX SPORT RADIANT HELMET FEATURES AND TECHNOLOGIES:**

- Advex Sport Radiant Helmet (DOT/ECE) with M-FORGE Composite shell.
- Amplified heated visor visor with pivot contact system with integrated adjustable vent
- Sun visor heated chamber.
- eLinQ rear magnet connector.
- Lightweight battery-less rear LED light for added rider safety.
- Optional VIBE Mesh made for winter integrated communication system, with never lose power feature when plugged in
- 1895 g ± for size large.
- 1965 g ± for size large with peak
- D.O.T. and ECE 2206 certified



Autumn Red (14)

**LYNX ADVEX SPORT HELMET (DOT/ECE)**

664070 • XS, S, M, L, XL, 2XL, 3XL



Black (90), Orange (12), White (01)

**ADVEX SPORT HELMET**

929079, 929125, 929129

XS, S, M, L, XL, 2XL, 3XL

**ADVEX SPORT HELMET FEATURES AND TECHNOLOGIES:**

- Dual lens anti-fog visor with integrated adjustable vent
- Optional VIBE Mesh made for winter integrated communication system
- 1825 g ± for size large.
- 1895 g ± for size large with peak
- D.O.T. and ECE 2206 certified

**ADVEX HELMET – COMMON FEATURES AND TECHNOLOGIES:**

- 4-year limited warranty.
- Lightweight M-FORGE® Composite shell.
- Innovative and safe full-face access opening.
- Adjustable and easily removable peak.
- Retractable amber sun visor for the best vision in snow conditions.
- Prescription eyeglasses friendly.
- Adjustable humidity extractor vents.
- NCS System: Reduces noise.
- Optional side LED utility light.
- Neck skirt to reduce air intrusion.
- Humidity control with a breath guard mask system.
- Operate all features with gloved hands.
- 2 shell sizes and 4 EPS sizes for a better fit and comfort.
- Ratcheting quick-release chin strap.
- Recyclable helmet shell for minimal environmental impact.
- Aerodynamic shape to reduce neck fatigue.

## HELMETS

## OXYGEN



NEW

Black (90), Matte Black (93)

**OXYGEN FLOW HELMET (DOT)**

929087 • XS, S, M, L, XL, 2XL, 3XL

**OXYGEN FLOW HELMET FEATURES AND TECHNOLOGIES:**

- Visor equipped with an adjustable ventilation system to adjust the temperature inside the helmet according to the weather conditions. Our tests have shown a temperature reduction up to 10°C compared to the visor without a vent.
- Includes a rear removable curtain and a vent in the chin curtain for extra airflow
- Lightweight M-FORGE® Composite shell
- Neck skirt to reduce air intrusion.
- 1850 g ± for size large.



NEW

Black (90)

**OXYGEN FLOW CARBON HELMET (DOT)**

929095 • XS, S, M, L, XL, 2XL, 3XL

**OXYGEN FLOW CARBON HELMET FEATURES AND TECHNOLOGIES:**

- Visor equipped with an adjustable ventilation system to adjust the temperature inside the helmet according to the weather conditions. Our tests have shown a temperature reduction up to 10°C compared to the visor without a vent.
- Lightweight CARBON M-FORGE® Composite shell
- Large neck skirt with vent.
- Rear removeable curtain
- 1750 g ± for size large.

**OXYGEN CARBON HELMET (DOT)**

929028 • XS, S, M, L, XL, 2XL, 3XL

**OXYGEN CARBON HELMET FEATURES AND TECHNOLOGIES:**

- Lightweight CARBON M-FORGE® Composite shell
- Large neck skirt with vent.
- Rear removeable curtain
- Unique remote control with visor heat indicators.
- 1750 g ± for size large.

**OXYGEN HELMET – COMMON FEATURES AND TECHNOLOGIES:**

- 4-year limited warranty.
- Adjustable humidity extractor vents.
- Unobstructed panoramic field of vision for an incredible mask-less riding experience.
- Sun visor heated chamber.
- Amplified heated visor with pivot contact system.
- Retractable amber sun visor.
- Prescription eyeglasses friendly.
- Durable anti-fog and anti-scratch coatings.
- NCS System: Reduces noise
- Robust detents allow precise opening adjustments for airflow.
- Optional front LED utility light.
- Lightweight battery-less rear LED light for added rider safety.
- eLinQ rear magnet connector.
- Offered with amber sun visor for best vision in snow conditions.
- Ready to receive the communication system.
- Operate all features with gloved hands.
- 2 shell sizes for better fit and comfort.
- Ratcheting quick-release chin strap.
- Recyclable helmet shell for minimal environmental impact.
- Aerodynamic shape to reduce neck fatigue.
- D.O.T. certified

# COMMUNICATION SYSTEM VIBE BY BRP!

COMMUNICATION SYSTEM BUILT TO INTEGRATE SEAMLESSLY INTO THE ADVEX HELMET.



## ONE-CLICK-TO-CONNECT SIMPLICITY

COMM INTEGRATION

MAGNET EASY INSTALL

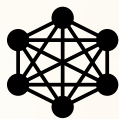
UNLIMITED TALK TIME THROUGH ELINQ

RAPID CHARGING, BATTERY LIFE 8HRS @ -18C

SOUND BY HARMAN KARDON

## AN EXTENSION OF YOUR SLED

The comm system is now connected to the latest BRP hub handle bar system. Control the volume, skip through songs, and check out key info like battery status and mesh channel.



OPEN MESH  
INTERCOM:  
LIMITLESS



BLUETOOTH 5.1



GROUP MESH  
INTERCOM:  
24 RIDERS



INTERCOM  
2 KM / 1 MI



MULTI-LANGUAGE  
VOICE COMMAND



ADVANCED  
NOISE  
CONTROL™

An extension of the vehicle, our comm system built in partnership with Sena for BRP. It fully integrates into the new Advex AND you can ride worry free as the system is fueled by the eLinQ system so, no matter how cold it is... you can chat, listen and ride all day long in comfort. Choose to ride without an electric Advex? Not a problem with twice the standard comm system battery size you can ride up to 8 hr in -18°C.

**NEW**

Matte Black (93)

**VIBE UNIVERSAL COMM SYSTEM BY BRP**

929105 • Onesize

**FEATURES AND TECHNOLOGIES:**

- Sound by harman/kardon®
- Mesh 2.0: Robust Reliability compatible with all Sena Mesh device.
- Largest battery capacity with 8 hours talk time at -18C / -0F
- One-Click-to-Connect simplicity.
- Mesh Intercom™ features superior audio quality.
- 1 antennas for 1.6km line of sight range
- Multi-channel protocol in Open Mesh allows users to switch between 9 comm channels.
- Bluetooth® 5.1 enabled.
- Convenience of voice-activated digital assistant access ("Hey Google"/"Hey Siri").
- 30% faster Rapid-Charging.
- Glove-friendly interface.
- Compatible with all BRP helmets.
- Compatible with numerous new BRP snowmobile handle bar control to mute / unmute, volume up or down and information display such as the battery status and mesh channel.

Matte Black (93)

**VIBE COMMUNICATION SYSTEM BY BRP**

929086 • Onesize

**FEATURES AND TECHNOLOGIES:**

- VIBE Bluetooth Comm System with superior audio quality for the Advex helmet.
- Sound by harman/kardon®
- Mesh 2.0: Robust reliability compatible with all Sena Mesh devices.
- One-Click-to-Connect simplicity.
- Mesh Intercom™ features superior audio quality.
- 2 antennas for 3km line of sight range
- Multi-channel protocol in Open Mesh allows users to switch between 9 comm channels.
- Bluetooth® 5 enabled.
- Convenience of voice-activated digital assistant access ("Hey Google"/"Hey Siri").
- 30% faster Rapid-Charging.
- Glove-friendly interface.
- Compatible with all Advex helmets.
- Never run out of power when installed in Advex Radiant helmet version.

# PYRA HELMET (DOT/ECE)

## KEY BENEFITS



LIGHTWEIGHT



AFFORDABLE



DOT AND ECE  
CERTIFIED

## USAGE

DEEP SNOW,  
RACING

## PRODUCT PERFORMANCE



WARMTH



AIRFLOW



LIGHTWEIGHT



929041 • XS, S, M, L, XL, 2XL, 3XL

### DESCRIPTION:

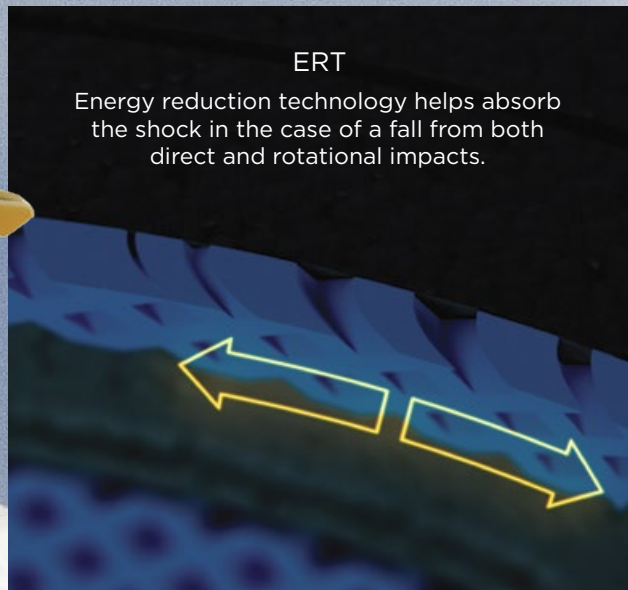
- Pyra Helmet (DOT/ECE) with plastic Composite shell.

### FEATURES AND TECHNOLOGIES:

- 4-year limited warranty.
- Advanced plastic composite shell with rotational impact absorbing system (ERT).
- Adjustable peak system.
- Removable wind deflector
- Front and rear hi-max air vent system to maximize cooling.
- Removable, washable and replaceable moisture-wicking liner.
- Lightweight double-D chin strap.
- Weight: ±1310 grams for size Large
- DOT/ECE 2206 certified.

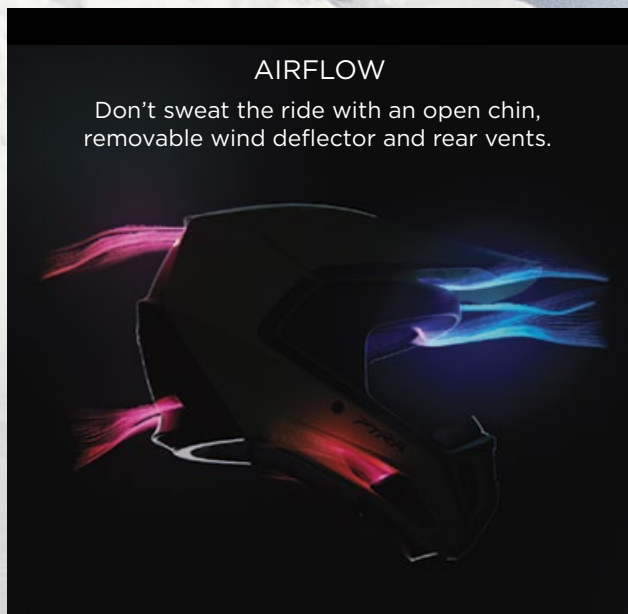
## ERT

Energy reduction technology helps absorb the shock in the case of a fall from both direct and rotational impacts.



## AIRFLOW

Don't sweat the ride with an open chin, removable wind deflector and rear vents.



929041  
Yellow (10)



929041  
Red (30)



929041  
Indigo Blue (82)



929041  
Charcoal Grey (07)



929041  
Grey (09)

# EXOME HELMET

## KEY BENEFITS



**HEATED AND NON HEATED**



**FOG FREE**



**CERTIFIED DOT**

## USAGE

**TRAIL**

## PRODUCT PERFORMANCE



**WARMTH**



**AIRFLOW**



**LIGHTWEIGHT**

### EXOME HELMET (DOT)

**929035** • XS, S, M, L, XL, 2XL, 3XL  
**929074** • XS, S, M, L, XL, 2XL, 3XL

#### DESCRIPTION:

- Exome Helmet (DOT) with plastic Composite shell.

#### FEATURES AND TECHNOLOGIES:

- 4-year limited warranty.
- Advanced plastic composite shell
- Modular helmet
- Breath Evac fog-resistant mask system.
- Dual lens anti-fog visor.
- Offered with amber sun visor for best vision in snow conditions.
- 2 shell sizes for better fit and comfort.
- Quick-release chin strap.
- Eyeglasses ready.
- Includes 5 absorbent pads for the breath Evac mask
- D.O.T. certified

### EXOME SPORT HELMET (DOT)

**929036** • XS, S, M, L, XL, 2XL, 3XL

#### DESCRIPTION:

- Exome Sport Helmet (DOT) with plastic Composite shell.

#### FEATURES AND TECHNOLOGIES:

- 4-year limited warranty.
- Advanced plastic composite shell
- Modular helmet
- Breath Evac fog-resistant mask system.
- Removeable peak
- Dual lens anti-fog visor.
- Offered with amber sun visor for best vision in snow conditions.
- 2 shell sizes for better fit and comfort.
- Quick-release chin strap.
- Eyeglasses ready.
- Includes 5 absorbent pads for the breath Evac mask
- D.O.T. certified

### EXOME SPORT RADIANT HELMET (DOT)

**929037** • XS, S, M, L, XL, 2XL, 3XL

#### DESCRIPTION:

- Exome Sport Radiant Helmet (DOT) with plastic Composite shell.

#### FEATURES AND TECHNOLOGIES:

- 4-year limited warranty.
- Advanced plastic composite shell
- Modular helmet
- Breath Evac fog-resistant mask system.
- Removeable peak
- Dual lens Radiant electric heated anti-fog visor.
- Offered with amber sun visor for best vision in snow conditions.
- 2 shell sizes for better fit and comfort.
- Quick-release chin strap.
- Eyeglasses ready.
- Includes 5 absorbent pads for the breath Evac mask
- D.O.T. certified

### EXOME HELMET (DOT)



**929035**  
Black (90)



**929074**  
White (01)

### AIRFLOW

The optimized mask system sucks out the moisture within your helmet for a fog free experience. The vents also allow for you to customize the air intake easily.

### MODULARITY

This modular helmet makes it easy for you to talk, eat and ride without taking your helmet off! Open the visor, the chin and the interior mask to adapt to your ride.



### EXOME SPORT HELMET (DOT)



**929036**  
Yellow (10)



**929036**  
Red (30)



**929036**  
Indigo Blue (82)



**929036**  
Charcoal Grey (07)



**929036**  
Grey (09)

### EXOME SPORT RADIANT HELMET (DOT)



**929037**  
Yellow (10)



**929037**  
Red (30)



**929037**  
Indigo Blue (82)



**929037**  
Charcoal Grey (07)



**929037**  
Grey (09)

## HELMETS

## RADIEN



Black with Graphics (94)

### LYNX RADIEN 2.0 RACE EDITION (DOT/ECE)

664056 • XS, S, M, L, XL, 2XL

#### DESCRIPTION:

The Lynx Radien snocross-style helmet delivers protection beyond typical helmet performance thanks to its advanced M-FORGE® Composite technology construction.

#### FEATURES AND TECHNOLOGIES:

- The ultimate helmet for lightweight protection and superior rider comfort.
- Double-D closure.
- Face Mask included.
- Soft interior lining material.



Black (90), Red (30), Royal Blue (83)

### RADIEN 2.0 CROSS HELMET (DOT/ECE)

664055 • XS, S, M, L, XL, 2XL

#### DESCRIPTION:

The Lynx Radien snocross-style helmet delivers protection beyond typical helmet performance thanks to its advanced M-FORGE® Composite technology construction.

#### FEATURES AND TECHNOLOGIES:

- The ultimate helmet for lightweight protection and superior rider comfort.
- Fidlock closure system.
- Face Mask included.
- Soft interior lining material.

## LYNX RADIEN HELMET REPLACEMENT PARTS



Black (90), Black with Graphics (94), Red (30), Royal Blue (83)

### LYNX RADIEN CROSS HELMET PEAK

669165 • onesize

#### DESCRIPTION:

Replacement part.



Grey (09)

### LYNX RADIEN CHIN CURTAIN

669167 • Onesize

#### DESCRIPTION:

Soft interior lining material.



Black (90)

### LYNX RADIEN HELMET TEC MASK

669156 • M, L

#### FEATURES AND TECHNOLOGIES:

Replacement part.



Black (90)

### LYNX RADIEN HELMET SPARE SCREW KIT

669148 • Onesize



Grey (09)

### LYNX RADIEN CHEEK PADS

669166 • XS, S, M, L, XL, 2XL

#### DESCRIPTION:

Soft interior lining material.





www.m-forge.com

# THE MATERIAL OF CHOICE FOR PREMIUM HELMETS

LIGHT. STRONG. SUSTAINABLE.



Lightweight



Excellent impact performance



Eco-friendly



# ELINQ

As snowmobilers, we love the freedom our sleds bring us. It's addictive. And that's why we continue to add ways to find more of it in every ride.

eLinQ is an innovative solution that connects your heated gear and accessories to your snowmobile without adding more corded connections.

eLinQ combines your Lynx DESS tether into both a tether and a 12-volt accessory connection in one cord. A magnetic connector mounts to the sled next to the DESS post to provide the electric connection necessary to power any 12-volt accessory like heated shields, gloves, boots, and more.



# FIDLOCK SYSTEM

**FIDLOCK helmet buckles** combine safety with single-handed use and comfort, even with gloves, for innovative head protection. The magnetic, automatic closing mechanism makes fastening a helmet as easy as possible for users. The single handed use allows our helmet buckles for sports, work and other activities to be opened quickly and intuitively.



Black (90), Charcoal Grey (07), Pink (36), Red (30)

**RADIEN 2.0 GOGGLES**

669162 • onesize

**DESCRIPTION:**

Interchangeable lens technology gives you the option to change lenses out on your goggles. Having the option to easily swap lenses if the weather takes a turn means the option to customize your goggle for the most optimal visual experience!  
 Innovative magnetic quick-change lens system with 8 connection points. Anti-fog and anti-smudge coating and wide field of view, both horizontal and vertical. All radien lenses are UVA/UVB protected

**FEATURES AND TECHNOLOGIES:**

- Double cylindrical mirror or grey lens placed in a nano-frame. Additional cylindrical clear lens for low light conditions and goggle pouch included in the package.
- Lynx cypher Graphic design on the strap
- One piece lens concept: nose-guard integrated to the lens
- Innovative magnetic quickchange lens system
- 8 connection points, 16 magnets (placed in frame and lens)
- Wide field of view, both horizontal and vertical
- Anti-fog and anti-smudge coating



Blue (80), Clear (00), Fire Red (06), Gold (11), Green (70), Pink (36), Smoke (57), Yellow (10)

**LYNX RADIEN 2.0 BLACK SPARE LENS (NOSEGUARD)**

669152 • Onesize

**DESCRIPTION:**

Interchangeable lens technology gives you the option to change lenses out on your goggles. Having the option to easily swap lenses if the weather takes a turn means the option to customize your goggle for the most optimal visual experience

**FEATURES AND TECHNOLOGIES:**

- Spare lenses with black frame (noseguard) for Lynx Radien 2.0 goggles. Available on different lens color.
- All radien lenses are UVA/UVB protected.



Chrome (99), Gold (11), Mixed Color (18), Royal Blue (83)

**RADIEN 2.0 SPECIAL EDITION GOGGLES**

669160 • onesize

**DESCRIPTION:**

Interchangeable lens technology gives you the option to change lenses out on your goggles. Having the option to easily swap lenses if the weather takes a turn means the option to customize your goggle for the most optimal visual experience!  
 Innovative magnetic quick-change lens system with 8 connection points. Anti-fog and anti-smudge coating and wide field of view, both horizontal and vertical. All radien lenses are UVA/UVB protected

**FEATURES AND TECHNOLOGIES:**

- Double cylindrical mirror or grey lens placed in a nano-frame. Additional cylindrical clear lens for low light conditions and goggle pouch included in the package.
- Lynx cypher Graphic design on the strap
- One piece lens concept: nose-guard integrated to the lens
- Innovative magnetic quickchange lens system
- 8 connection points, 16 magnets (placed in frame and lens)
- Wide field of view, both horizontal and vertical
- Anti-fog and anti-smudge coating



Clear (00), Yellow (10)

**RADIEN GOGGLES SPARE LENS (BLACK FRAME)**

669142 • Onesize

**DESCRIPTION:**

Interchangeable lens technology gives you the option to change lenses out on your goggles. Having the option to easily swap lenses if the weather takes a turn means the option to customize your goggle for the most optimal visual experience

**FEATURES AND TECHNOLOGIES:**

- Spare lenses with black frame (without nose-guard) for Lynx Radien 2.0 goggles. Available on different lens color.
- All radien lenses are UVA/UVB protected.

# RADIEN INTERCHANGEABLE LENSES CUSTOMIZE YOUR GOGGLE EXPERIENCE!

**Interchangeable lens technology gives you the option to change lenses out on your goggles.** Having the option to easily swap lenses if the weather takes a turn means the option to customize your goggle for the most optimal visual experience!

## HOW TO CHOOSE LENS COLORS?

On brighter days, a darker or mirror lens will help to protect your eyes more from the harsh reflections of the sun on the snow. Flat light conditions require a lens that will allow more light through so you can use all the available light to your advantage. Medium tint lenses are made to be adaptable to a variety of

conditions. Lightly tinted lenses allows as much light in as possible and provides you with enhanced contrast throughout those darker days and snowfall. Clear lenses also for snowfall and dark conditions.

**All Radien lenses are UV (UVA/UVB) protected.**



**Smoke**  
VLT 6.83%



Smoke lens tint ideal for very bright and sunny conditions.

**Fire mirror**  
VLT 19.94%



Amber base lens tint with multi-layer red mirror designed to filter out blue light for enhanced shadow contrast in moderately flat light conditions.

**Blue mirror**  
VLT 18.93%



Designed to reduce overall brightness while preserving 100 percent normal color recognition.

**Pink mirror**  
VLT 22.94%



Designed to reduce overall brightness while preserving 100 percent normal color recognition.

**Green mirror**  
VLT 33%



Designed to reduce overall brightness while preserving 100 percent normal color recognition.

**Fire mirror**  
VLT 19.94%



**FOR ENHANCED SHADOW CONTRAST**  
Amber base lens tint with multi-layer red mirror designed to filter out blue light for enhanced shadow contrast in moderately flat light conditions.

**Yellow**  
VLT 61.65%



A vibrant lens tint with light silver mirror that increases visual acuity in extremely flat and low light conditions.

**Gold**  
VLT 74.13%



Light rose base lens tint with a multi-layer gold mirror enhances color definition and increases depth perception in varying levels of low-light conditions.

**Yellow**  
VLT 61.65%



A vibrant lens tint with light silver mirror that increases visual acuity in extremely flat and low light conditions.

**Clear**  
VLT 83%



The ideal lens for dark, night-time use and snowfall conditions.

**Yellow**  
VLT 61.65%



A vibrant lens tint with light silver mirror that increases visual acuity in extremely flat and low light conditions.

**Clear**  
VLT 83%



The ideal lens for dark, night-time use and snowfall conditions.



## HANDWEAR



Black (90), Fire Red (06)

### STAMINA EXPEDITION GLOVES

669051 • XS, S, M, L, XL, 2XL, 3XL

#### DESCRIPTION AND TERRAIN:

- Extra warm gloves for comfort in all riding conditions.
- Use for trail and deep snow riding.

#### FEATURES AND TECHNOLOGIES:

- Top hand: 200 g PrimaLoft® Gold
- Palm: 133g PrimaLoft® Gold.
- Waterproof, windproof and breathable glove insert.
- Naturally moisture-wicking and antimicrobial wool blend lining.
- Leather palm and fingers with grip reinforcement.
- Touch screen index finger.
- Nose wipe on thumb.



Black (90)

### LYNX QUANTUM LITE GLOVES

666041 • XS, S, M, L, XL, 2XL, 3XL

#### DESCRIPTION:

Gloves for high-activity riding in warm conditions. Lightweight, windproof warmth, and ultimate breathability.

#### FEATURES AND TECHNOLOGIES:

- Genuine Goat leather palm with grip reinforcement.
- Waterguard membrane.
- Adjustable Velcro tab at wrist.
- Reflective detailing.



Black (90), Fire Red (06)

### STAMINA CLAW MITT

669052 • XS, S, M, L, XL, 2XL, 3XL

#### DESCRIPTION AND TERRAIN:

- Extra warm claw mitts for comfort in all riding conditions.
- Use for trail, crossover and adventure

#### FEATURES AND TECHNOLOGIES:

- Waterproof, windproof and breathable glove insert.
- Naturally moisture-wicking and antimicrobial wool blend lining.
- Leather palm and fingers with grip reinforcement.
- Touch screen index finger.
- Nose wipe on thumb.



Black (90)

### LYNX QUANTUM 2.0 GLOVES STX

666044 • XS, S, M, L, XL, 2XL

#### DESCRIPTION AND TERRAIN:

Light and warm gloves for Deep snow riding.

#### FEATURES AND TECHNOLOGIES:

- Sympatex insert with 100% waterproof, windproof and breathability.
- Full leather fingers and palm for perfect fit and feel.
- 2 layer Shell fabric with Sympatex insert. Thinsulate (40g) insulation.
- Micro Active lining.
- Full leather fingers.
- Powder Cuff, Wristband, Stopper system.
- Pull and penetrate loop.



Black with Graphics (94)

### LYNX ACTIVE GLOVES

660047 • S, M, L, XL, 2XL, 3XL

#### DESCRIPTION:

A lightweight glove without insulation for warm weather riding or for hand protection during short stops. Perfect also for off-season activities.



Black (90)

### LYNX STAMINA 2.0 GLOVES

666045 • XS, S, M, L, XL, 2XL

#### DESCRIPTION AND TERRAIN:

Warm performance gloves for riding trail and off trail. These gloves with Sympatex insert and mid-weight insulation to keep you warm and dry in varying conditions.

#### FEATURES AND TECHNOLOGIES:

- Waterproof and breathable gloves with durable shell material.
- Warm PrimaLoft insulation.
- Pre-curved shape for optimal fit.
- Long, adjustable gauntlet.
- Hanging loops.

## BAGS

## BY OGIO



Black (90)

### LYNX ROLLER GEAR BAG BY OGIO

668116 • Onesize

#### FEATURES AND TECHNOLOGIES:

- Top zippered wet/dry pocket
- Large main compartment with easy access opening to all gear
- Large end boot pocket
- Fold out changing mat
- Telescoping pull handle
- Heavy duty SKID chassis with easy glide wheels
- Lynx and Ogio branded



Black (90)

### LYNX DUFFLE BACKPACK BY OGIO

668119 • Onesize

#### FEATURES AND TECHNOLOGIES:

- Large main compartment with U-shaped zipper for easy access
- 2 side pockets (Shoe storage and wet/dry area)
- 1 front pocket with mesh organizer areas
- Shoulder harness with built in grab handles
- Mesh water bottle holder

HEADWEAR



NEW

Autumn Red (14), Black (90)

**LYNX SIGNATURE KNIT BEANIE**

665450 • Onesize

**DESCRIPTION:**

Lifestyle hat with Lynx logo.

**FEATURES AND TECHNOLOGIES:**

- 100% Acrylic.
- Hat with Lynx knit logo and patches.
- Foldover cuff.



NEW

**NEW COLORS:** Charcoal Grey (07), Orange (12), Wine (32)

Autumn Red (14), Black (90), Royal Blue (83)

**LYNX REVERSIBLE BEANIE**

665300 • Onesize

2 in 1 reversible beanie.

**FEATURES AND TECHNOLOGIES:**

- 95% Acrylic, 4% Nylon, 1% Spandex
- Knit in Lynx logos.



NEW

Mixed Color (18), Wine (32), Black (90), Fire Red (06)

**LYNX RE CAP**

665296 • Onesize

**DESCRIPTION:**

Cap with Lynx Racing spirit.

**FEATURES AND TECHNOLOGIES:**

- 100% cotton



Black (90), Coral (13), Heather Grey (27)

**LYNX SIGNATURE BEANIE**

665301 • Onesize

**DESCRIPTION:**

Lifestyle hat with Pom-Pom and woven Lynx logo.

**FEATURES AND TECHNOLOGIES:**

Knitted hat with micro fleece lining.



Blue (80), Orange (12)

**LYNX KIDS BEANIE**

665330 • onesize

**DESCRIPTION:**

Lifestyle hat for kids with Pom-Pom and woven Lynx logo.

**FEATURES AND TECHNOLOGIES:**

Knitted hat with micro fleece lining.



Black (90), Red (30)

**LYNX SIGNATURE CAP**

665297 • Onesize

**DESCRIPTION:**

Trendy Cap with Lynx Signature graphics.



Black (90), Fire Red (06), Heather Grey (27), Teal (74)

**LYNX LANDING HAT**

665309 • onesize

**DESCRIPTION:**

• Lifestyle hat with the Lynx logo.

**FEATURES AND TECHNOLOGIES:**

- 95% Acrylic, 4% Nylon, 1% Spandex.
- Foldover cuff.



Black (90), Fire Red (06)

**LYNX PREMIUM FLAT CAP**

665045 • onesize

**DESCRIPTION:**

- Flat cap with an embroidery at front.
- Perfect to wear everyday.

**FEATURES AND TECHNOLOGIES:**

- Black and Indigo Blue: 100% Cotton.
- White: 60% Cotton, 40% Polyester.
- Adjustable twill cap.
- Lynx Camo design



Black (90), Burgundy (35)

**LYNX SIGNATURE CAP**

665313 • onesize

**DESCRIPTION:**

- Cap with signature logo
- Perfect to wear everyday.

**FEATURES AND TECHNOLOGIES:**

- 100% Cotton.
- Plastic adjustment at back.
- Lynx embroidery logo at front.

## HEADWEAR



Black (90)

**LYNX X SVALA TUNDRA BALACLAVA****665302** • 2XS, XS, S, M, L, XL**DESCRIPTION:**

The most protective hood in Windproof hood range, which allows you to get active even in the coldest conditions.

**FEATURES AND TECHNOLOGIES:**

- Coolmax fabric on top of head breathes and transports moisture.
- Wind and waterproof double layer special knit with warm fleece on the inside, neck and throat.
- Longer collar part protects neck/chin well.
- All seams are flat sewn for comfortable to wear.



Black (90)

**LYNX X SVALA BASE BALACLAVA****665305** • 2XS, XS, S, M, L, XL**DESCRIPTION:**

This shaped wind-protective helmet hood is ideal for snowmobiling, wherever you're going.

**FEATURES AND TECHNOLOGIES:**

- Longer collar part protects neck/chin well.
- The balaclava keeps its shape and sits firmly in place without slipping down.
- The forehead, ears, chin, neck and neck are all protected with our special windproof fabric that is both breathable and moisture-wicking
- Coolmax fabric around the head and forehead breathes and transfers moisture away from the skin.



Black (90)

**LYNX X SVALA HYBRID BALACLAVA****665304** • 2XS, XS, S, M, L, XL**DESCRIPTION:**

Highly versatile Balaclava, that is ideal for winter use and variety of conditions and functions.

**FEATURES AND TECHNOLOGIES:**

- Hinged hood effectively protects the face from the cold.
- Hood can be easily pull down out of the way, the head area folded back or pulled under the chin.
- The seam placement has been refined
- Constructed with combination of materials all in the name of comfort.



Black (90)

**LYNX X SVALA RACE BALACLAVA****665303** • 2XS, XS, S, M, L, XL**DESCRIPTION:**

This shaped wind-protective helmet hood is ideal for racing and active riding.

**FEATURES AND TECHNOLOGIES:**

- Hood is windproof and breathable.
- Coolmax fabric breathes and transfers moisture away from the skin.
- Keeps its shape perfectly
- All seams are flat sewn for the comfort.



Black (90)

**LYNX STAMINA FUR HAT****665340** • S/M, L/XL**DESCRIPTION:**

- Insulated hat for optimized warmth.

**FEATURES AND TECHNOLOGIES:**

- 90% Polyester, 10% Wool.
- Lined with Sherpa.
- Lynx fold up label at back.
- Adjustable clip attachment.

## SPORTSWEAR



NEW

Black (90), Charcoal Grey (07), Mixed Color (18)

**LYNX RE T-SHIRT MEN'S**

662285 • S, M, L, XL, 2XL, 3XL

**DESCRIPTION:**

Lynx T-Shirt.

**FEATURES AND TECHNOLOGIES:**

- 95% cotton 5% spandex
- Lynx RE artwork at front.
- Crew neck.
- Mixed color option with Rave GLS Anniversary graphics



NEW

Charcoal Grey (07), Wine (32)

**LYNX RE T-SHIRT WOMEN'S**

662280 • XS, S, M, L, XL, 2XL

**DESCRIPTION:**

Crew neck T-Shirt.

**FEATURES AND TECHNOLOGIES:**

- 95% cotton 5% elastane
- Squared graphic at front.

## RE



NEW

Black (90)

**LYNX RE LONG SLEEVE**

660170 • S, M, L, XL, 2XL, 3XL

**DESCRIPTION:**

Crew neck long sleeves shirt.

**FEATURES AND TECHNOLOGIES:**

- 95% cotton 5% spandex
- Lynx Racing Graphic at front.



NEW

Grey (09), Sand (03)

**LYNX RE ZIP-UP HOODIE**

659270 • S, M, L, XL, 2XL, 3XL

**DESCRIPTION:**

Heavy weight fleece for maximum warmth.

**FEATURES AND TECHNOLOGIES:**

- 96% Polyester, 4% Spandex.
- Adjusted fit.
- Lynx Racing graphics and details.

## MEN



NEW

Lynx RE Micro-Fleece  
659402  
Fire Red (06), Grey (09)

## WOMEN



NEW

Lynx RE Micro Fleece W  
659401  
Fire Red (06), Heather Charcoal (29)**LYNX RE MICRO-FLEECE**

**Lynx RE Micro-Fleece 659402**  
S, M, L, XL, 2XL, 3XL

**Lynx RE Micro Fleece W 659401**  
XS, S, M, L, XL, 2XL

**DESCRIPTION:**

Mid weight microfleece excellent for warmth as a second layer.

**FEATURES AND TECHNOLOGIES:**

- 100% polyester micro fleece.
- Moisture-wicking fabric.
- Zippered hand pockets.
- Lynx Racing graphics and details.
- Lynx embossed binding at collar, cuff and hem.





Fire Red (06), Heather Charcoal (29),  
Indigo Blue (82)

### LYNX RE MICRO-FLEECE

659163 • S, M, L, XL, 2XL, 3XL

#### DESCRIPTION:

Mid weight microfleece excellent for warmth as a second layer.

#### FEATURES AND TECHNOLOGIES:

- Moisture-wicking fabric.
- Zippered hand pockets.
- Lynx Racing graphics and logos



Black (90), Charcoal Grey (07), Fire Red (06)

### LYNX RE ZIP-UP

659162 • S, M, L, XL, 2XL, 3XL

#### DESCRIPTION:

Heavy weight fleece for maximum warmth.

#### FEATURES AND TECHNOLOGIES:

- 96% Polyester, 4% Spandex.
- Adjusted fit.
- 2 side pockets.
- Thumb hole.
- Lynx Racing logos



Fire Red (06), Indigo Blue (82)

### LYNX RE FLEECE JACKET JUNIOR

661020 • 5-6, 7-8, 10-12, 14-16

#### DESCRIPTION:

Mid weight microfleece excellent for warmth as a second layer.

#### FEATURES AND TECHNOLOGIES:

- Moisture-wicking fabric
- 2 hand pockets
- Lynx Racing graphics and logos



Black (90)

### "LIMITED EDITION" LYNX RIDER T-SHIRT

662095 • XS, S, M, L, XL, 2XL, 3XL

#### DESCRIPTION:

Trendy T-shirt with Lynx limited edition graphics.

## SPORTSWEAR

## SIGNATURE



NEW

Black (90), Wine (32)

**LYNX SIGNATURE ZIP-UP HOODIE MEN'S**

659275 • S, M, L, XL, 2XL, 3XL

**DESCRIPTION:**

Semi-fitted hooded sweatshirt with zip-up.

**FEATURES AND TECHNOLOGIES:**

- 60% Cotton, 40% Polyester.
- Lynx print at chest.
- Full zip.
- Dropped sleeves.
- Rib at cuffs and hem.
- Drawstring hood.
- Split kangaroo pocket

MEN

WOMEN



Charcoal Grey (07) Beige (02)

**LYNX SIGNATURE TEDDY FLEECE JACKET**Signature Teddy Fleece Jacket  
659160

S, M, L, XL, 2XL, 3XL

Signature Teddy Fleece Jacket W  
659161

XS, S, M, L, XL, 2XL

**DESCRIPTION AND TERRAIN:**

- Sweatshirt.
- Use everyday and as a mid layer on trails.

**FEATURES AND TECHNOLOGIES:**

- 100% Polyester with anti-microbial.
- Heavy weight fleece for maximum warmth.
- Adjusted fit.
- Lynx embroidery logo at front chest.
- Handwarmer kangaroo pockets.



NEW

Black (90), Wine (32)

**LYNX SIGNATURE T-SHIRT MEN'S**

662290 • S, M, L, XL, 2XL, 3XL

**DESCRIPTION:**

Casual T-Shirt for everyday wear.

**FEATURES AND TECHNOLOGIES:**

- 95% cotton 5% spandex
- Lynx artwork at center front.



Black (90), Dark Navy (16), Smoke (57)

**LYNX SIGNATURE T-SHIRT**

662120 • S, M, L, XL, 2XL, 3XL

**DESCRIPTION:**

Casual T-Shirt for everyday wear.

**FEATURES AND TECHNOLOGIES:**

- 100% Cotton.
- Lynx artwork at center front.



Black (90), Heather Charcoal (29)

**LYNX SIGNATURE CREW SWEATSHIRT**

659173 • S, M, L, XL, 2XL, 3XL

**DESCRIPTION:**

Signature sweatshirt with Lynx logo.

**FEATURES AND TECHNOLOGIES:**

- 60% Cotton, 40% Polyester.
- Relaxed fit.
- Dropped, set-in sleeves.
- Rib on collar, cuffs and hem.
- Printed Lynx logo



Black (90), Smoke (57)

**LYNX SIGNATURE "GRAPHICS" T-SHIRT**

662121 • S, M, L, XL, 2XL, 3XL

**DESCRIPTION:**

Casual T-Shirt for everyday wear.

**FEATURES AND TECHNOLOGIES:**

- 100% Cotton.
- Squared artwork at center front.

## SPORTSWEAR

## SIGNATURE



Black (90), Navy (89)

### LYNX SIGNATURE LS SHIRT

660055 • XS, S, M, L, XL, 2XL, 3XL

#### DESCRIPTION:

Long sleeve t-shirt with classic Lynx print.

#### FEATURES AND TECHNOLOGIES:

- Crew neck long sleeves T-Shirt
- Lynx Graphic at Back



Black (90), Heather Charcoal (29)

### LYNX SIGNATURE LS SHIRT

660038 • XS, S, M, L, XL, 2XL, 3XL

#### DESCRIPTION:

Long sleeve t-shirt with classic Lynx print.

#### FEATURES AND TECHNOLOGIES:

- Crew neck long sleeves T-Shirt
- Graphic at front



Navy (89), Smoke (57)

### LYNX SIGNATURE ZIP-UP HOODIE

659164 • S, M, L, XL, 2XL, 3XL

#### DESCRIPTION:

- Semi-fitted hooded sweatshirt.

#### FEATURES AND TECHNOLOGIES:

- 60% Cotton, 40% Polyester.
- Lynx print at chest.
- Dropped sleeves.
- Rib on cuffs and hem.
- Drawstring hood.
- Handwarmer kangaroo pocket.



Deep Purple (42), Navy (89)

### LYNX SIGNATURE LS SHIRT W

660056 • XS, S, M, L, 2XL

#### DESCRIPTION:

Crew neck long sleeves T-Shirt.

#### FEATURES AND TECHNOLOGIES:

- Lynx Graphic at back



Black (90), Heather Charcoal (29)

### LYNX SIGNATURE LS SHIRT W

660037 • XS, S, M, L, XL, 2XL

#### DESCRIPTION:

Long sleeve t-shirt for ladies with classic Lynx print.

#### FEATURES AND TECHNOLOGIES:

- Crew neck long sleeves T-Shirt
- Graphic at front



Deep Purple (42), Heather Grey (27)

### LYNX SIGNATURE ZIP-UP HOODIE W

659165 • XS, S, M, L, XL, 2XL, 3XL

#### DESCRIPTION:

Semi-fitted hooded sweatshirt.

#### FEATURES AND TECHNOLOGIES:

- 60% Cotton, 40% Polyester,.
- Full zip.
- Split, inset kangaroo hand pocket.
- Rib on cuffs and hem.
- Drawstring hood.

## SPORTSWEAR

## PREMIUM



Camo (37), Smoke (57)

**LYNX PREMIUM PULLOVER HOODIE**  
**659171** • S, M, L, XL, 2XL, 3XL
**DESCRIPTION:**

Comfortable Premium Pullover hoodie.

**FEATURES AND TECHNOLOGIES:**

- 72% Cotton, 23% Polyester, 5% Spandex.
- One side brushed fleece.
- Handwarmer kangaroo pocket.
- 3D heat transfer Lynx logo.
- Rib at cuff and hem.
- Lynx Camo design



Beige (02), Smoke (57)

**LYNX PREMIUM PULLOVER HOODIE W**
**659172** • XS, S, M, L, XL, 2XL, 3XL
**DESCRIPTION:**

Comfortable Premium Pullover hoodie.

**FEATURES AND TECHNOLOGIES:**

- 72% Cotton, 23% Polyester, 5% Spandex.
- One side brushed fleece.
- Handwarmer kangaroo pocket.
- 3D embossed artwork at left chest.
- Rib at cuff and hem.
- Lynx Camo design



Black (90), Heather Grey (27)

**LYNX PREMIUM ZIP-UP HOODIE**
**659170** • S, M, L, XL, 2XL, 3XL
**DESCRIPTION:**

Semi-fitted hooded sweatshirt with zip-up.

**FEATURES AND TECHNOLOGIES:**

- 72% Cotton, 23% Polyester, 5% Spandex.
- One side brushed fleece.
- Handwarmer kangaroo pocket.
- Lynx artwork.
- 3D heat transfer Lynx logo at left chest.
- Rib at cuff and hem.



Charcoal Grey (07), Dark Navy (16)

**LYNX PREMIUM SOLID FLANNEL SHIRT**
**660050** • S, M, L, XL, 2XL, 3XL
**DESCRIPTION:**

Warm and comfortable Flannel shirt.

**FEATURES AND TECHNOLOGIES:**

- 4-hole plastic side engraved button.
- Corduroy inside stand collar.



Black (90), Heather Grey (27)

**LYNX PREMIUM UNISEX T-SHIRT**
**662122** • XS, S, M, L, XL, 2XL
**DESCRIPTION:**

Technical, premium T-Shirt designed for everyday use.

**FEATURES AND TECHNOLOGIES:**

- 90% Polyester, 10% Wool.
- Heat transferred Lynx symbol logo at front and Lynx slogan at center back.
- Lynx fold up label on bottom.

## FOOTWEAR



Black (90)

### TEC+ ULTRA BOOTS

444258 • 5, 6, 7, 8, 9, 10, 11, 12, 13

#### DESCRIPTION:

Tec + Ultra Boots with Tough abrasion resistant outer material and performant liner.

#### FEATURES AND TECHNOLOGIES:

- Removable inner liner.
- Tough abrasion resistant leather outer and textile.
- Sympatex breathable waterproof membrane.
- Performance liner that will provide warmth and added comfort by shaping to your foot.
- Limit of comfort temperature range: \*TBD\*-40°F to -58°F or -40°C to -50°C\*.
- Rugged ultra-grip outsole design.



Black (90)

### TEC+ BOOTS

444253 • 5, 6, 7, 8, 9, 10, 11, 12, 13

#### DESCRIPTION:

Tec + Boots with moisture-wicking inner liner material.

#### FEATURES AND TECHNOLOGIES:

- Improved comfort and flex
- Removable insole.
- Unisex, smaller sizes added for ladies.
- Kevlar reinforced laces.
- 600 g PrimaLoft ECO FOOTWEAR insulation for maximum comfort.
- Leather outer layer incorporates HydroGuard+ waterproof membrane.
- Tapered rear shape for better achilles and ankle support.
- Abrasion and impact resistant ice breaker toe piece.
- Aggressive, durable anti-slip outsole for running board traction.



Black (90)

### TEC+ REC BOOTS

444240 • 5, 6, 7, 8, 9, 10, 11, 12, 13

#### DESCRIPTION:

Tec + Rec Boots with Tough abrasion resistant leather outer.

#### FEATURES AND TECHNOLOGIES:

- Tough abrasion resistant leather outer.
- Breathable waterproof membrane.
- Limit of comfort temperature range: -40°F to -58°F or -40°C to -50°C\*.
- Rugged ultra-grip outsole design.
- Removable/inner liner.



Black (90)

### LYNX JUNIOR BOOTS

667111 • 1, 2, 3, 4, 5, 6

#### DESCRIPTION:

Warm boots for kids and juniors

#### FEATURES AND TECHNOLOGIES:

- Unisex boots
- Waterproof
- Rubber outline
- 6mm thick removable liner
- Height: 12" (30.5 cm)
- Comfort-rated to -61°F (-52 °C)



Black (90)

### LADIES' TEC+ REC BOOTS

444241 • 6, 7, 8, 9, 10

#### DESCRIPTION:

Ladies' Tec + Rec boots with Tough abrasion resistant leather outer.

#### FEATURES AND TECHNOLOGIES:

- Tough abrasion resistant leather outer.
- Breathable waterproof membrane.
- Limit of comfort temperature range: -40°F to -58°F or -40°C to -50°C\*.
- Rugged ultra-grip outsole design.
- Removable/inner liner.

# HOW TO MEASURE

## SIZING CHART

**HEIGHT:** without shoes, standing with heels and back against a wall.

**HEAD:** around your head, from the center of the forehead, above the ears and over the natural bump at the back of the head.

**ARM LENGTH:** let the hands hang down on the side in a slightly bent position. Measure from the center of the back of your neck, along the length of your arm, to the wrist.

**CHEST:** measure under your arm, around the fullest part of your chest.

**WAIST:** immediately below the lowest rib.

**HIPS:** across the fullest part of the seat.

**INSEAM:** without shoes, from crotch to the floor.

**GLOVES:** Measure palm width.

**BOOTS:** Foot length from heel to toe.

- For best results, have someone else take measurements.
- Measure body in underwear.
- Tape must be snug but not tight.
- If measurements fall between two sizes, order the larger size.

MEN'S										
	XXS	XS	S	M	L	XL	2XL	3XL	4XL	5XL
Chest	84 - 89	89 - 94	94 - 102	102 - 112	112 - 122	122 - 132	132 - 142	142 - 150	150 - 160	
Waist	69 - 74	74 - 79	79 - 86	86 - 97	97 - 107	107 - 117	117 - 127	127 - 135	135 - 158	
Hips (Seat)	84 - 89	89 - 94	94 - 102	102 - 112	112 - 122	122 - 132	132 - 142	142 - 150	150 - 173	
Arm Length	76 - 79	79 - 81	81 - 84	84 - 86	86 - 89	89	89 - 91	91	91	
Inseam	79 - 81	81	81	81	81	81	81 - 83	83 - 84	84	

LADIES'								
	XXS	XS	S	M	L	XL	2XL	3XL
Chest	81 - 86	86 - 91	91 - 97	97 - 107	107 - 114	114 - 124	124 - 134	
Waist	61 - 66	66 - 71	71 - 76	76 - 86	86 - 94	94 - 104	104 - 114	
Hips (Seat)	86 - 91	91 - 97	97 - 102	102 - 112	112 - 119	119 - 132	132 - 140	
Arm Length	79	79 - 81	81	81 - 84	84	84 - 86	86	
Inseam	76	76	76	76	76	76	76	

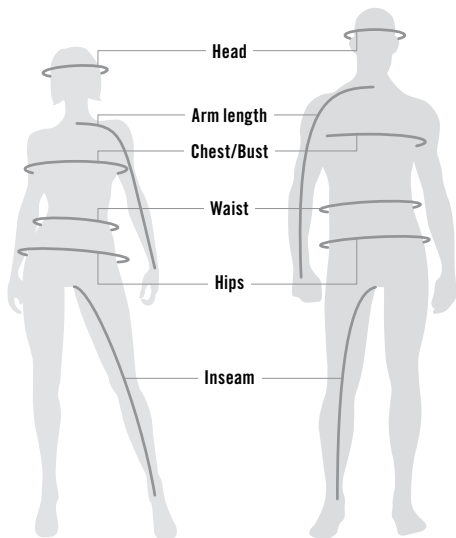
KIDS & TEEN											
	2	3	4	5	6	7	8	10	12	14	16
Height	0.92	1	1	1.16	1.24	1.28	1.37	1.46	1.56	1.58	1.68
Chest	53	56	58	61	64	66	69	72	76	80	84
Waist	51	52	53	55	56	57	58	61	64	66	69
Hips (Seat)	53	56	58	61	64	66	69	72	76	80	84
Arm Length	39	43	47	51	55	58	62	72	76	80	84
Inseam	34	39	44	50	53	58	62	67	71	75	79

HELMETS							
	XS	S	M	L	XL	2XL	3XL
<b>Men &amp; Ladies</b>							
Hat Size	6 <sup>5</sup> / <sub>8</sub> - 6 <sup>3</sup> / <sub>4</sub>	6 <sup>7</sup> / <sub>8</sub> - 7	7 <sup>1</sup> / <sub>8</sub> - 7 <sup>1</sup> / <sub>4</sub>	7 <sup>3</sup> / <sub>8</sub> - 7 <sup>1</sup> / <sub>2</sub>	7 <sup>5</sup> / <sub>8</sub> - 7 <sup>3</sup> / <sub>4</sub>	7 <sup>7</sup> / <sub>8</sub> - 8	8 <sup>1</sup> / <sub>8</sub> - 8 <sup>1</sup> / <sub>4</sub>
Head (cm)	53 - 54	55 - 56	57 - 58	59 - 60	61 - 62	63 - 64	65 - 66
<b>Junior</b>							
	49 - 50	51 - 52	53 - 54				

GLOVES Measure Palm Width							
	XS	S	M	L	XL	2XL	3XL
<b>Men</b>							
cm	7 <sup>1</sup> / <sub>2</sub>	8	9	10	11 <sup>1</sup> / <sub>2</sub>	13	14
<b>Ladies</b>							
cm	6	7	8	9	10	11 <sup>1</sup> / <sub>2</sub>	-

SOCKS					
Men		Ladies		Kids	
M	L	S	M	S/M	L/XL
6-9 <sup>1</sup> / <sub>2</sub>	10-13	4-8	8 <sup>1</sup> / <sub>2</sub> -12	9 <sup>1</sup> / <sub>2</sub> -12 <sup>1</sup> / <sub>2</sub>	13-3

BOOTS																				
	Men									Ladies					Kids					
	5	6	7	8	9	10	11	12	13	6	7	8	9	10	1	2	3	4	5	6
EU-Unisex Shoes Size	37	38	39.5	41	42	43	44.5	46	47	35.5	37	38	39.5	41	32	33	34	35.5	37	38
Foot (cm)	23	24	24.5	25.5	26.5	27	28	29	29.5	22	23	24	24.5	25.5	19.5	20.5	21.5	22	23	24



### WHAT CODE REPRESENTS YOUR SIZE?

- 1 Find your size.
- 2 The corresponding code is THE CODE you use to complete the part number on your order.  
Example: 440 227 \_\_\_\_\_ 90  
Size: M = code "06", Therefore 440 227 **06** 90

SIZE	CODE	SIZE	CODE	SIZE	CODE
One Size	00	1	20	13	33
XXS	01	2	21	14	34
XS	02	3	22	16	35
S	04	4	23	3-4	79
M	06	5	24	5-6	52
L	09	6	25	6-8	48
XL	12	7	27	7-8	54
2XL	14	8	28	10-12	49
3XL	16	9	29	14-16	50
4XL	18	10	30	S/M	72
		11	31	M/L	91
		12	32	L/XL	73



# BRP REIMAGINES THE WAY YOU ACCESS YOUR WORLD

Lynx is one of many success stories from BRP, the global company behind some of the most daringly innovative products and experiences that move you. **Because it's not about the destination, it's about the journey — yours.**


Discover our brands:

***ski-doo* LYNX SEA-DOO can-am ROTAX ALUMACraft MANITOULI QUINTREX.**

[www.brp.com](http://www.brp.com)



# CONTINUE THE JOURNEY AT BRPLYNX.COM



For advertising purposes, some scenes depicted in this brochure include professional riders and racers executing maneuvers or performances under ideal and/or controlled conditions. Do not attempt any of these or any other risky maneuvers if they're beyond your level of riding ability, as well as your understanding and respect for the performance of your snowmobile. Always ride responsibly and safely. Always observe applicable local laws and regulations. Always wear the appropriate protective clothing, including a helmet. And remember, if you're going to drink, please don't ride. Because of its ongoing commitment to product quality and innovation, Bombardier Recreational Products Inc. (BRP) reserves the right, at any time, to discontinue or change specifications, prices, designs, features, models or equipment without incurring any obligation. Some models depicted herein may include optional equipment. Prices are based on Manufacturer Suggested Retail Prices. Dealer may sell for a different price. Taxes are not included. BRP is a proud member of the SSCC (Snowmobiling Safety Certification Committee), Machine Safety Standard, Operator Safety Training, Safe Trails, ISMA (International Snowmobile Manufacturers Association), National Snowmobile Foundation and Tread Lightly! Inc. By being a member of these important snowmobiling associations, we recognize and support their efforts in promoting the growth of our sport. Isolfil is a registered trademark of Yarns and Threads For Textile. mcFIT is a registered trademark of MCTECH Corporation. Primaloft Gold, Primaloft Silver and Primaloft Black are registered trademarks of Albany International Corp. Sympatex is a registered trademark of Sympatex Technologies GmbH. Dri-Lex is a registered trademark of Faytex Corp. Vespel, Teflon HT and Kevlar are trademarks of E.I. DuPont de Nemours & Co. Thermolite and Cordura are registered trademarks of INVISTA for durable fabrics. Thermocool is a registered trademark of ADVANSA. Velcro is a registered trademark of Velcro Industries. Scott is a trademark of Scott Sports SA. M-FORGE® Composite is a patented and registered trademark of MAT GROUP™. TekVest is a registered trademark of Tekrider. Fidlock is a registered trademark of Fidlock GmbH. Terra is a trademark of Superwinch LLC. Bluetooth is a registered trademark of Bluetooth SIG, Inc. Warn is a registered trademark of Warn Industries Inc. GTX is a trademark of Castrol Limited used under license. Montana and Zumo are registered trademarks of Garmin Ltd. NGK is a registered trademark of NGK Spark Plugs, Ltd. Extender Trail III, Trail Blazer IV, Executive, Flat-top and Dooly are trademarks and registered trademarks of Woody's International Engineering and Manufacturing, Inc. RipSaw, RipSaw Lite, ICE Ripper, ICE Ripper XT, ICE Attak and Powder Max are trademarks of Camoplast Inc. Lexan is a registered trademark of SABIC Innovative Plastics. Superclamp II is a trademark of Bowdriks Industries. FOX is a registered trademark of Fox Racing Canada. Kolpin and Impact are registered trademarks of Kolpin Powersports Inc. Yuasa is a registered trademark of YUASA Batteries Inc. Schumacher® and the Schumacher logo are registered trademarks of Schumacher Electric Corporation. Depending on location, products are distributed by BRP US Inc., Bombardier Recreational Products Inc., BRP European Distribution SA, BRP Finland Oy, BRP Australia Pty Ltd. or Bombardier Recreational, Products Motores da Amazonia Ltda. In the U.S.A., products are distributed by BRP US Inc. In Canada, products are distributed by Bombardier Recreational Products Inc. ®/TM and the BRP logo are registered trademarks of Bombardier Recreational Products Inc. or its affiliates. All other company and/or product names are trademarks or registered trademarks of their respective holders. © 2024 BRP. All rights reserved. Printed in European Union.

A BRP BRAND





**ski-doo**



**PRODUCT SPEC BOOK**

VEHICLES • ACCESSORIES • PARTS • MAINTENANCE • APPAREL

**2025**

# PRODUCT SPEC BOOK

## 2025

### VEHICLE SPECIFICATIONS

- 5 Rotax Engines
- 6 Summit X with Expert Package
- 7 Summit Adrenaline with Edge Package
- 8 Summit Adrenaline
- 9 Summit Neo
- 10 Freeride
- 11 Backcountry X-RS
- 12 Backcountry Adrenaline
- 13 Backcountry Sport
- 14 Renegade X-RS
- 15 Renegade Adrenaline
- 16 Renegade Sport
- 17 MXZ X-RS with Competition Package
- 18 MXZ X-RS
- 19 MXZ Sport
- 20 MXZ Neo
- 21 Grand Touring Sport
- 22 Expedition Xtreme
- 23 Expedition SE
- 24 Expedition LE
- 25 Expedition Sport
- 26 Tundra LE
- 27 Skandic LE
- 28 Skandic Sport
- 29 Comparative Chart

### ACCESSORIES

- 35 Platform/Accessory Fit Guide
- 36 LinQ Accessories
- 44 Fuel & Oil Caddies
- 44 Storage
- 55 Seats & Backrests
- 61 Mirrors
- 62 Windshields & Wind Protection
- 70 Youth
- 71 Handguards & Handlebar
- 74 Adjustable Risers & Extension Kits
- 76 Bumpers, Hitches & Winches
- 83 Sleigh, Racks & Holders
- 86 Protection & Reinforcement
- 90 Toe-Holds, Footrests & Knee Pads
- 92 Suspension & Shock Kits
- 94 Prefilters & Vent Kits
- 96 Cooling & Lubrication
- 97 LED Lights
- 99 Electrical
- 103 Covers & Trailering
- 106 Garage & Truck Sled Decks

### PARTS

- 109 Traction & Control
- 120 CVT Maintenance Parts

### MAINTENANCE

- 125 Oils & Maintenance Products

### APPAREL

- 130 Helmets and Communication System
- 134 Goggles
- 135 Boots and Socks
- 136 Bags
- 136 Protective Gear
- 137 BC Collection
- 141 Layering
- 142 X-Team Collection
- 145 Trail Collection
- 148 Vasa Collection
- 149 Crossover Collection
- 151 Expedition Radiant Collection
- 152 Gloves
- 155 Kids' Collection
- 158 Sportswear – Premium
- 159 Sportswear – Signature
- 161 Sportswear
- 166 Headwear and Neckwear
- 169 Sizing Chart

**THAT *ski-doo* FEELING**

For advertising purposes, some scenes depicted in this brochure include professional riders and racers executing maneuvers or performances under ideal and/or controlled conditions. Do not attempt any of these or any other risky maneuvers if they're beyond your level of riding ability, as well as your understanding and respect for the performance of your snowmobile. Always ride responsibly and safely. Always observe applicable local laws and regulations. Always wear the appropriate protective clothing, including a helmet. And remember, if you're going to drink, please don't ride. Because of its ongoing commitment to product quality and innovation, Bombardier Recreational Products Inc. (BRP) reserves the right, at any time, to discontinue or change specifications, prices, designs, features, models or equipment without incurring any obligation. Some models depicted herein may include optional equipment. Prices are based on Manufacturer Suggested Retail Prices. Dealer may sell for a different price. Taxes are not included. BRP is a proud member of the SSCC (Snowmobiling Safety Certification Committee), Machine Safety Standard, Operator Safety Training, Safe Trails, ISMA (International Snowmobile Manufacturers Association), National Snowmobile Foundation and Tread Lightly! Inc. By being a member of these important snowmobiling associations, we recognize and support their efforts in sharing the responsibility for promoting the growth of our sport. Isofil is a registered trademark of Yarns and Threads For Textile. mcFIT is a registered trademark of MCTECH Corporation. PrimaLoft Gold, PrimaLoft Silver and PrimaLoft Black are registered trademarks of Albany International Corp. Sympatex is a registered trademark of Sympatex Technologies GmbH. Dri-Lex is a registered trademark of Faytex Corp. Vespel, Teflon HT and Kevlar are trademarks of E.I. DuPont de Nemours & Co. Thermolite and Cordura are registered trademarks of INVISTA for durable fabrics. Thermocool is a registered trademark of ADVANSA. Velcro is a registered trademark of Velcro Industries. Scott is a trademark of Scott Sports SA. M-FORGE® Composite is a patented and registered trademark of MAT GROUP™. TekVest is a registered trademark of Tekrider. Fidlock is a registered trademark of Fidlock GmbH. clim8® is a trademark of clim8 SAS and is registered in the US and other countries. Terra is a trademark of Superwinch LLC. Bluetooth is a registered trademark of Bluetooth SIG, Inc. Warn is a registered trademark of Warn Industries Inc. GTX is a trademark of Castrol Limited used under license. Montana and Zumo are registered trademarks of Garmin Ltd. NGK is a registered trademark of NGK Spark Plugs, Ltd. Extender Trail III, Trail Blazer IV, Executive, Flat-top and Dooly are trademarks and registered trademarks of Woody's International Engineering and Manufacturing, Inc. RipSaw, RipSaw Lite, ICE Ripper, ICE Attak and PowderMax are trademarks of Camoplast Inc. Lexan is a registered trademark of SABIC Innovative Plastics. Superclamp II is a trademark of Bowdriks Industries. FOX is a registered trademark of Fox Racing Canada. Kolpin and Impact are registered trademarks of Kolpin Powersports Inc. Yuasa is a registered trademark of YUASA Batteries Inc. Schumacher® and the Schumacher logo are registered trademarks of Schumacher Electric Corporation. Depending on location, products are distributed by BRP US Inc., Bombardier Recreational Products Inc., BRP European Distribution SA, BRP Finland Oy, BRP Australia Pty Ltd. or Bombardier Recreational, Products Motores da Amazonia Ltda. In the U.S.A., products are distributed by BRP US Inc. In Canada, products are distributed by Bombardier Recreational Products Inc. ©/TM and the BRP logo are trademarks and registered trademarks of Bombardier Recreational Products Inc. or its affiliates. All other company and/or product names are trademarks or registered trademarks of their respective holders. © 2024 BRP. All rights reserved.



# VEHICLE SPECIFICATIONS

## // VEHICLE SPECIFICATIONS

<b>5</b>	<i>ROTAX ENGINES</i>	<b>18</b>	<i>MXZ X-RS</i>
<b>6</b>	<i>SUMMIT X WITH EXPERT PACKAGE</i>	<b>19</b>	<i>MXZ SPORT</i>
<b>7</b>	<i>SUMMIT ADRENALINE WITH EDGE PACKAGE</i>	<b>20</b>	<i>MXZ NEO</i>
<b>8</b>	<i>SUMMIT ADRENALINE</i>	<b>21</b>	<i>GRAND TOURING SPORT</i>
<b>9</b>	<i>SUMMIT NEO</i>	<b>22</b>	<i>EXPEDITION XTREME</i>
<b>10</b>	<i>FREERIDE</i>	<b>23</b>	<i>EXPEDITION SE</i>
<b>11</b>	<i>BACKCOUNTRY X-RS</i>	<b>24</b>	<i>EXPEDITION LE</i>
<b>12</b>	<i>BACKCOUNTRY ADRENALINE</i>	<b>25</b>	<i>EXPEDITION SPORT</i>
<b>13</b>	<i>BACKCOUNTRY SPORT</i>	<b>26</b>	<i>TUNDRA LE</i>
<b>14</b>	<i>RENEGADE X-RS</i>	<b>27</b>	<i>SKANDIC LE</i>
<b>15</b>	<i>RENEGADE ADRENALINE</i>	<b>28</b>	<i>SKANDIC SPORT</i>
<b>16</b>	<i>RENEGADE SPORT</i>	<b>29</b>	<i>COMPARATIVE CHART</i>
<b>17</b>	<i>MXZ X-RS WITH COMPETITION PACKAGE</i>		

# ROTAX® ENGINES

## ROTAX 2-STROKE ENGINES

Heart-thumping power, lightweight design, proven reliability – E-TEC® direct-injection engine technology delivers the most sought-after attributes in the snowmobile industry.

Our lineup of 2-stroke engines now includes the brand-new 600 EFI (Electronic Fuel Injection) engine. Reliable, affordable and easy to use, it's an entry-level engine that far exceeds what you thought an entry-level engine had to be.

With the E-TEC engine lineup you also get:

- Industry-leading fuel economy<sup>2</sup>
- Excellent oil economy
- Virtually no smoke or smell
- Light, linear throttle pull
- Automatic summerization process

## 850 E-TEC TURBO R WATER INJECTION SYSTEM (TRAIL MODELS ONLY)

- 180 hp up to 8,000 ft<sup>1</sup>
- World's most powerful factory-built 2-stroke turbo

## 850 E-TEC

- 165 horsepower<sup>1</sup>
- Up to 19 mpg (12.3 L/100 km)<sup>2</sup>

## 600R E-TEC

- 125 horsepower<sup>1</sup>
- Up to 21 mpg (11.3 L/100 km)<sup>2</sup>

## 600 EFI

- 85 horsepower<sup>1</sup>
- Up to 18 mpg (13.3 L/100 km)<sup>2</sup>

E-TEC engines are the best-selling 2-stroke engines in snowmobiling.<sup>4</sup>

## ROTAX ACE™ 4-STROKE ENGINES

With the Advanced Combustion Efficiency (ACE) family of engines, BRP engineers optimized the combustion system, reduced mechanical friction, and freed intake and exhaust breathing. The result is the most efficient engine in snowmobiling. Not only are they efficient, they're a pleasure to operate and own. Very little maintenance is required; they run smoothly and produce a nice, solid – yet quiet – sound.

### 900 ACE TURBO R

- Rotax-designed turbocharger
- 180 horsepower<sup>1</sup>
- Cable-activated throttle with reconfigured iTC

### 900 ACE TURBO – 150 WITH iTC

- 150 horsepower<sup>1</sup>
- Up to 19.4 mpg (12.1 L/100 km)<sup>3</sup>

### 900 ACE TURBO – 130 WITH iTC

- Rotax-designed turbocharger
- 130 horsepower<sup>1</sup>

### 900 ACE WITH iTC

- 3 cylinders
- 95 horsepower<sup>1</sup>
- Up to 21.8 mpg (10.8 L/100 km)<sup>3</sup>

### 600 ACE WITH iTC

- 2 cylinders
- 62 horsepower<sup>1</sup>
- Up to 29 mpg (8 L/100 km) – the most fuel-efficient in the entire industry<sup>3</sup>

ACE engines are the best-selling 4-stroke engines in snowmobiling.<sup>4</sup>



## INTELLIGENT THROTTLE CONTROL

Standard on the ACE engines, the iTC™ system delivers a whole different snowmobiling experience.

- **Driving Modes:** A button on the console enables you to select one of three driving modes. Standard mode ensures a smooth start and linear acceleration; Sport enables full performance and quicker acceleration; ECO® limits top speed and acceleration rates for a more relaxed, fuel-conserving ride.
- **Finger Throttle:** The throttle block can be rotated forward for use as a finger throttle, if preferred. Great for changing hand positions on a long ride and for more control through bumps.

<sup>1</sup> Observed metric horsepower based on internal dyno test performed in optimal conditions.

<sup>2</sup> Data based on internal engineering trail testing.

<sup>3</sup> Data based on internal engineering trail testing in ECO mode.

<sup>4</sup> Based on retail sale results as of December 31, 2019.



Experience the advantage of XPS. Oil and care products engineered to extend the life of your ride, tested in the world's harshest conditions, and designed to optimize your vehicle's performance. Learn more at [XPSlubricants.com](http://XPSlubricants.com)

# SUMMIT® X® WITH EXPERT PACKAGE

The ultimate precise and predictable deep-snow sled with features sharpened for most technical terrains.

## // WHAT'S NEW

- KYB Pro 36 EA-3 piggyback front shocks
- 10.25 in. touchscreen display with BRP Connect and built-in GPS
- 2 color options



SUMMIT X WITH EXPERT PACKAGE  
154 850 E-TEC TURBO R SHOWN

SUMMIT X WITH EXPERT PACKAGE  
165 850 E-TEC TURBO R SHOWN

## // PACKAGE HIGHLIGHTS

- Rotax® 850 E-TEC® Turbo R and 850 E-TEC engines available
- REV Gen5 platform
- Premium LED headlights
- tMotion XT rear suspension with rigid rear arm
- PowderMax X-Light 3 in. track options with full-width rods
- Premium shock package with stiffer calibration
- Short tunnel with lightweight snowflap
- E-TEC® SHOT™ starter standard
- Narrow extruded profile running boards with extra-large openings
- Flexible handguards
- Short riser block [120 mm / 4.7 in.]
- Sea-level calibration
- Narrow bodywork
- Ultra compact and lightweight deep snow seat
- Adjustable limiter strap
- Belt-monitoring system
- Adjustable brake lever
- Pilot DS 4 skis
- RAS™ 3 front suspension with 34 in. ski stance

### ROTAX ENGINE

Engine details	850 E-TEC TURBO R	850 E-TEC
Horsepower*	180 up to 8,000 ft.	165
Cylinders – Displacement	2 - 849 cc	2 - 849 cc
Bore – Stroke (mm)	82 x 80.4	82 x 80.4
Fuel System	E-TEC® direct injection with additional booster injectors	E-TEC® direct injection with additional booster injectors
Fuel type – Octane	Regular unleaded - 95	Regular unleaded - 95
Fuel tank (L/US gal)	36 / 9.5	36 / 9.5
Oil tank capacity (L/qt)	3.4 / 3.6	3.4 / 3.6

### POWERTRAIN

Drive clutch	pDrive™ with clickers
Driven clutch	QRS Vent Plus
Drive sprocket pitch (mm/in.)	89/3.5

### DRY WEIGHT

Dry weight (kg)	207.3 [154 in.]	198.2 [154 in.]
	210 [165 in.]	201.4 [165 in.]

### DIMENSIONS

Vehicle overall length (mm/in.)	3,188 / 125.5 [154 in.]
	3,299 / 129.9 [165 in.]
Vehicle overall width (mm/in.)	1,024 / 40.3 [adjustable]
Vehicle overall height (mm/in.)	1,306 / 51.4
Ski stance (mm/in.)	864 / 34 [adjustable]
Available tracks (in.)	PowderMax® X-Light
(Length x width x profile)	154 x 16 x 3.0
	165 x 16 x 3.0

### COLOR

Dusty Navy (painted)	
Timeless Black (painted)	

### SUSPENSION

Front suspension	RAS™ 3
Front shock	KYB Pro 36 EA-3 with lightweight springs
Front suspension travel (mm/in.)	207 / 8.2
Rear suspension	tMotion™ XT with Adjustable limiter strap
Center shock	KYB 36 Plus with lightweight spring
Rear shock	KYB Pro 36 EA-3
Rear suspension travel (mm/in.)	264 / 10.4

### FEATURES

Platform	REV® Gen5
Headlights	Premium high-performance LED
Skis	Pilot™ DS 4
Seating	Deep snow ultra compact
Handlebar	Tapered with J-hooks / Grab handle / Flexible handguards
Riser block height (mm/in.)	120 / 4.7
Starter	SHOT
Reverse	RER™
Brake system	Brembo with adjustable lever
Heated throttle lever/grips	Standard
Gauge type	4.5 in. digital
	10.25 in. touchscreen (opt.)
Windshield	Optional
Runner (in.) – Carbide (in.)	3/8 square / 4
Bumpers (front/rear)	Std / Std

# SUMMIT<sup>®</sup> ADRENALINE<sup>®</sup> WITH EDGE PACKAGE

This high-end in-season package is loaded with proven technical features.



SUMMIT ADRENALINE  
WITH EDGE PACKAGE  
165 850 E-TEC SHOWN

## // PACKAGE HIGHLIGHTS

- REV Gen5 platform
- Premium LED headlights
- Rotax<sup>®</sup> 850 E-TEC<sup>®</sup> available
- High-quality KYB 36 shock package
- tMotion X rear suspension
- E-TEC<sup>®</sup> SHOT<sup>™</sup> starter standard
- Narrow deep snow running boards with large openings
- RAS<sup>™</sup> 3 front suspension with 34 in. ski stance
- PowderMax X-Light 3 in. with FlexEdge available
- Narrow bodywork
- Compact and lightweight deep snow seat
- Pilot DS 3 skis
- Belt-monitoring system

### ROTAX ENGINE

	850 E-TEC
Engine details	Liquid-cooled, two-stroke, eRAVE <sup>™</sup>
Horsepower*	165
Cylinders - Displacement	2 - 849 cc
Bore - Stroke (mm)	82 x 80.4
Fuel System	E-TEC <sup>®</sup> direct injection with additional booster injectors
Fuel type - Octane	Regular unleaded - 95
Fuel tank (L/US gal)	36 / 9.5
Oil tank capacity (L/qt)	3.4 / 3.6

### POWERTRAIN

Drive clutch	pDrive <sup>™</sup> with clickers
Driven clutch	ORS Vent Plus
Drive sprocket pitch (mm/in.)	73 / 2.86 [146 in.] 89 / 3.5 [154 in.]

### DRY WEIGHT

Dry weight (kg)	204.1 [146 in.] 201.9 [154 in.]
-----------------	------------------------------------

### DIMENSIONS

Vehicle overall length (mm/in.)	3,058 / 120.4 [146 in.] 3,188 / 125.5 [154 in.]
Vehicle overall width (mm/in.)	1,024 / 40.3 [adjustable]
Vehicle overall height (mm/in.)	1,395 / 54.9
Ski stance (mm/in.)	864 / 34 [adjustable]
Available tracks (in.) (Length x width x profile)	PowderMax <sup>®</sup> II with FlexEdge <sup>™</sup> : 146 x 16 x 2.5 PowderMax <sup>®</sup> X-Light with FlexEdge <sup>™</sup> : 154 X 16 X 3.0

### COLOR

Catalyst Grey	
---------------	--

### SUSPENSION

Front suspension	RAS <sup>™</sup> 3
Front shock	KYB 36
Front suspension travel (mm/in.)	207 / 8.2
Rear suspension	tMotion <sup>™</sup> X
Center shock	KYB 36
Rear shock	KYB 36
Rear suspension travel (mm/in.)	264 / 10.4

### FEATURES

Platform	REV <sup>®</sup> Gen5
Headlights	Premium high-performance LED
Skis	Pilot <sup>™</sup> DS 3
Seating	Deep snow compact
Handlebar	Tapered with J-hooks / Grab handle
Riser block height (mm/in.)	165 / 6.5
Starter	SHOT
Reverse	RER <sup>™</sup>
Brake system	Brembo
Heated throttle lever/grips	Standard
Gauge type	4.5 in. digital
Windshield	Optional
Runner (in.) - Carbide (in.)	3/8 square / 4
Bumpers (front/rear)	Std / Std

# SUMMIT<sup>®</sup> ADRENALINE<sup>®</sup>

An excellent deep-snow machine for any rider.



**SUMMIT ADRENALINE**  
154 850 E-TEC SHOWN

## // PACKAGE HIGHLIGHTS

- REV Gen5 platform
- Rotax<sup>®</sup> 850 E-TEC<sup>®</sup> and 600R E-TEC engines available
- tMotion X rear suspension
- LED headlights
- Narrow bodywork
- High-quality KYB 36 shock package
- RAS<sup>™</sup> 3 front suspension with 36 in. ski stance
- Narrow deep snow running boards with large openings
- Glove box with 3.5 L of storage
- Low handlebar strap
- Pilot DS 3 skis
- Belt-monitoring system

### ROTAX ENGINE

	850 E-TEC	600R E-TEC
Engine details	Liquid-cooled, two-stroke, eRAVE <sup>™</sup>	Liquid-cooled, two-stroke, eRAVE <sup>™</sup>
Horsepower*	165	125
Cylinders – Displacement	2 – 849 cc	2 – 599.4 cc
Bore – Stroke (mm)	82 x 80.4	72.3 x 73
Fuel System	E-TEC <sup>®</sup> direct injection with additional booster injectors	E-TEC <sup>®</sup> direct injection
Fuel type – Octane	Regular unleaded - 95	Regular unleaded - 95
Fuel tank (L/US gal)	36 / 9.5	36 / 9.5
Oil tank capacity (L/qt)	3.4 / 3.6	3.4 / 3.6

### POWERTRAIN

	850 E-TEC	600R E-TEC
Drive clutch	pDrive <sup>™</sup> with clickers	pDrive <sup>™</sup> with clickers
Driven clutch	QRS Vent Plus	QRS Vent
Drive sprocket pitch (mm/in.)	73 / 2.86 [146 in.] 89 / 3.5 [154 in.]	

### DRY WEIGHT

	850 E-TEC	600R E-TEC
Dry weight (kg)	203.7 [146 in.] 201.9 [154 in.]	196.9 [146 in.] 195 [154 in.]

### DIMENSIONS

Vehicle overall length (mm/in.)	3,208 / 122.4 [146 in.] 3,318 / 130.6 [154 in.]
Vehicle overall width (mm/in.)	1,073 / 42.2 [adjustable]
Vehicle overall height (mm/in.)	1,395/54.9
Ski stance (mm/in.)	930 / 36 [adjustable]
Available tracks (in.) (Length x width x profile)	PowderMax <sup>®</sup> II with FlexEdge <sup>™</sup> : 146 x 16 x 2.5 PowderMax <sup>®</sup> Light with FlexEdge <sup>™</sup> : 154 x 16 x 2.5

### COLOR

Catalyst Grey 

### SUSPENSION

Front suspension	RAS <sup>™</sup> 3
Front shock	KYB 36
Front suspension travel (mm/in.)	215 / 8.5
Rear suspension	tMotion <sup>™</sup> X
Center shock	KYB 36
Rear shock	KYB 36
Rear suspension travel (mm/in.)	264 / 10.4

### FEATURES

Platform	REV <sup>®</sup> Gen5
Headlights	High-performance LED
Skis	Pilot <sup>™</sup> DS 3
Seating	Deep snow
Handlebar	Tapered with J-hooks / Grab handle
Riser block height (mm/in.)	165 / 6.5
Starter	Electric
Reverse	RER <sup>™</sup>
Brake system	Brembo
Heated throttle lever/grips	Standard
Gauge type	4.5 in. digital
Windshield	Optional
Runner (in.) – Carbide (in.)	3/8 square / 4
Bumpers (front/rear)	Std / Std



# SUMMIT® NEO®

An awesome deep snow sled with compact ergonomics that gives riders of any age a less intimidating experience with a full-size fun factor.



SUMMIT NEO SHOWN

SUMMIT NEO+ SHOWN

## // NEO+ PACKAGE

- Rotax 600 EFI - 85 engine (NEW!)
- KYB 36 front shocks
- 146 x 15 x 1.75 Hurricane with FlexEdge track
- Low mountain strap

## // PACKAGE HIGHLIGHTS

- REV Gen4 platform
- Compact ergonomics
- Rotax 600 EFI - 55 engine (NEW!)
- RAS™ 3 front suspension with 34 in. ski stance
- Motion Control front shocks
- 146 x 14 x 1.6 Cobra with Flex Edge track
- Pilot DS 2 skis
- Electric start
- RER reverse
- pDrive clutch

### ROTAX ENGINE

	600 EFI - 85	600 EFI - 55
Engine details	Liquid-cooled, two-stroke	Liquid-cooled, two-stroke
Horsepower*	85	55
Cylinders - Displacement	2 - 599.4 cc	2 - 599.4 cc
Bore - Stroke (mm)	72.3 x 73	72.3 x 73
Fuel System	EFI	EFI
Fuel type - Octane	Regular unleaded - 95	Regular unleaded - 95
Fuel tank (L/US gal)	36 / 9.5	36 / 9.5
Oil tank capacity (L/qt)	3.4 / 3.6	3.4 / 3.6

### POWERTRAIN

Drive clutch	pDrive
Driven clutch	QRS Lite
Drive sprocket pitch (mm/in.)	73 / 2.86

### DRY WEIGHT

Dry weight (kg)	193.7 (Neo+)	190.5 (Neo)
-----------------	--------------	-------------

### DIMENSIONS

Vehicle overall length (mm/in.)	3,174 / 125
Vehicle overall width (mm/in.)	1,024 / 40.3 [adjustable]
Vehicle overall height (mm/in.)	1,095 / 43
Ski stance (mm/in.)	864 / 34 [adjustable]
Available tracks (in.)	Cobra with FlexEdge (Neo):
(Length x width x profile)	146 x 14 x 1.6
	Hurricane with FlexEdge (Neo+):
	146 x 15 x 1.75

### COLOR

Neo Yellow/Catalyst Grey (Neo)	
Neo Yellow and Black (Neo+)	

### SUSPENSION

Front suspension	RAS™ 3
Front shock	Motion Control (Neo)/KYB 36 (Neo+)
Front suspension travel (mm/in.)	196 / 7.7
Rear suspension	Neo
Center shock	Torsion spring
Rear shock	Motion Control
Rear suspension travel (mm/in.)	220 / 8.7

### FEATURES

Platform	REV® Gen4
Headlights	Halogen
Skis	Pilot DS 2
Seating	Deep snow compact
Handlebar	Narrow with J-hooks / Low grab handle (Neo +) / Flexible handguards (Neo+)
Riser block height (mm/in.)	120 / 4.7
Starter	Electric
Reverse	RER™
Brake system	Brembo
Heated throttle lever/grips	Standard
Gauge type	4.5 in. digital
Windshield	Optional
Runner (in.) - Carbide (in.)	3/8 square / optional
Bumpers (front/rear)	Std / Std

# FREERIDE™

Extreme capacity deep snow sled built to live large, live free and go big. The Freeride is stable and predictable at higher speed in variable snow conditions, including bigger bumps.

## // WHAT'S NEW

- Precision rack steering system
- 10.25 in. touchscreen display with BRP Connect and built-in GPS

## // PACKAGE HIGHLIGHTS

- REV Gen5 platform
- Rotax® 850 E-TEC® Turbo R and 850 E-TEC engines available
- Premium LED headlights
- Short tunnel with lightweight snowflap
- tMotion XT rear suspension with rigid rear arm
- Reinforced rails
- E-TEC® SHOT™ starter standard
- Narrow extruded profile running boards with extra-large openings
- Sway bar quick-disconnect
- Low handlebar strap
- PowderMax X-Light 3 in. with FlexEdge
- Compact deep snow seat
- Belt-monitoring system
- Narrow bodywork
- Adjustable brake lever
- KYB Pro 40 EA-3 front shocks with lightweight springs
- Pilot DS 4 skis
- 15-in. full-rod track
- Short riser block (120 mm / 4.7 in.)
- RAS™ 3 front suspension with 36 in. ski stance



FREERIDE 154  
850 E-TEC TURBO R SHOWN

### ROTAX ENGINE

	850 E-TEC TURBO R	850 E-TEC
Engine details	Liquid-cooled, two-stroke, turbocharged, eRAVE™	Liquid-cooled, two-stroke, eRAVE™
Horsepower*	180 up to 8,000 ft.	165
Cylinders – Displacement	2 – 849 cc	2 – 849 cc
Bore – Stroke (mm)	82 x 80.4	82 x 80.4
Fuel System	E-TEC® direct injection with additional booster injectors	E-TEC® direct injection with additional booster injectors
Fuel type – Octane	Regular unleaded - 95	Regular unleaded - 95
Fuel tank (L/US gal)	36 / 9.5	36 / 9.5
Oil tank capacity (L/qt)	3.4 / 3.6	3.4 / 3.6

### POWERTRAIN

Drive clutch	pDrive™ with clickers
Driven clutch	QRS Vent Plus
Drive sprocket pitch (mm/in.)	73 / 2.86 (146 - 154 x 2.5 in.) 89 / 3.5 (154 x 3.0 - 165 in.)

### DRY WEIGHT

Dry weight (kg)	212.3 (146 in.)	203.2 (146 in.)
	210 (154 in.)	201.4 (154 in.)

### DIMENSIONS

Vehicle overall length (mm/in.)	3,058 / 120.4 (146 in.) 3,188 / 125.5 (154 in.)
Vehicle overall width (mm/in.)	1,073 / 42.2 (adjustable)
Vehicle overall height (mm/in.)	1,395 / 54.9
Ski stance (mm/in.)	930 / 36 (adjustable)
Available tracks (in.)	PowderMax <sup>1</sup> :
(Length x width x profile)	146 x 15 x 2.5 PowderMax <sup>1</sup> X-Light: 154 X 15 X 3.0

### COLOR

Flare Yellow (painted)	
------------------------	--

### SUSPENSION

Front suspension	RAS 3
Front shock	KYB Pro 40 EA-3 w/ lightweight springs
Front suspension travel (mm/in.)	215/8.5
Rear suspension	tMotion XT
Center shock	KYB Pro 40 EA-3 w/ lightweight spring
Rear shock	KYB Pro 40 EA-3
Rear suspension travel (mm/in.)	264/10.4

### FEATURES

Platform	REV® Gen5
Headlights	Premium high-performance LED
Skis	Pilot™ DS 4
Seating	Deep snow compact
Handlebar	Tapered with J-hooks / Grab handle
Riser block height (mm/in.)	120 / 4.7
Starter	SHOT
Reverse	RER™
Brake system	Brembo with adjustable lever
Heated throttle lever/grips	Standard
Gauge type	4.5 in. digital
	10.25 in. touchscreen (opt.)
Windshield	Optional
Runner (in.) – Carbide (in.)	3/8 square / 4
Bumpers (front/rear)	Std / Std

# BACKCOUNTRY™ X-RS®

The most aggressive crossover vehicle with snocross attitude and go-anywhere capability.

## // WHAT'S NEW

- Rotax® 850 E-TEC Turbo R engine with Water Injection System available
- 10.25 in. touchscreen display with BRP Connect and built-in GPS

## // PACKAGE HIGHLIGHTS

- REV Gen5 platform
- Rotax® 850 E-TEC® engine
- High-performance KYB Pro shock package
- RAS™ X crossover front suspension with 39 in. ski stance
- Glove box with 4 L / 1 US gal of storage
- Backlit multifunction handlebar controls
- pDrive™ clutch with clickers
- Transparent handguards
- Open toe-hold
- Pilot DS 2 skis
- Adjustable ski stance
- Belt-monitoring system
- cMotion™ X rear suspension with rail reinforcement
- Premium LED headlights
- Precision rack steering system
- Ice scratchers
- Adjustable brake lever
- Deep snow running boards with large openings



BACKCOUNTRY X-RS  
146 850 E-TEC SHOWN

BACKCOUNTRY X-RS  
146 850 E-TEC TURBO R SHOWN

ROTAX ENGINE	850 E-TEC TURBO R	850 E-TEC
Engine details	Liquid-cooled, two-stroke, turbocharged, Water Injection System, eRAVE™	Liquid-cooled, two-stroke, eRAVE™
Horsepower*	180 up to 8,000 ft.	165
Cylinders – Displacement	2 - 849 cc	2 - 849 cc
Bore – Stroke (mm)	82 x 80.4	82 x 80.4
Fuel System	E-TEC® direct injection with additional booster injectors	E-TEC® direct injection with additional booster injectors
Fuel type – Octane	Regular unleaded - 95	Regular unleaded - 95
Fuel tank (L/US gal)	36 / 9.5	36 / 9.5
Oil tank capacity (L/qt)	3.4 / 3.6	3.4 / 3.6

### POWERTRAIN

Drive clutch	pDrive™ with clickers
Driven clutch	QRS Vent Plus
Drive sprocket pitch (mm/in.)	73 / 2.86



### DRY WEIGHT

Dry weight (kg)	226.8 [146 in.]	215.5 [146 in.]	218.6 [154 in.]
-----------------	-----------------	-----------------	-----------------

### DIMENSIONS

Vehicle overall length (mm/in.)	3,174 / 125 [146 in.]	3,284 / 129.3 [154 in.]
Vehicle overall width (mm/in.)	1,160 / 45.7 [adjustable, 39 in.]	
Vehicle overall height (mm/in.)	1,283 / 50.5	
Ski stance (mm/in.)	1,000 / 39 [adjustable]	
Available tracks (in.)	PowderMax™:	
(Length x width x profile)	146 x 16 x 2.0	154 x 16 x 2.5

### COLOR

Black	
Flare Yellow	

### SUSPENSION

Front suspension	RAS™ X [39 in.]
Front shock	KYB Pro 36 EA-3
Front suspension travel (mm/in.)	220 / 8.7 [39 in.]
Rear suspension	cMotion™ X
Center shock	KYB Pro 40 EA-3
Rear shock	KYB Pro 40 EA-3
Rear suspension travel (mm/in.)	264 / 10.4

### FEATURES

Platform	REV® Gen5
Headlights	Premium high-performance LED
Skis	Pilot™ DS 2 [39 in.]
Seating	Trail narrow
Handlebar	Standard with J-hooks / Transparent handguards
Riser block height (mm/in.)	120 / 4.7
Starter	850 E-TEC: Electric, 850 E-TEC Turbo R: SHOT
Reverse	RET™
Brake system	Brembo with adjustable lever
Heated throttle lever/grips	Standard
Gauge type	"7.2 in. digital 10.25 in. touchscreen [opt., std on Turbo R]"
Windshield	Ultra-low
Runner (in.) – Carbide (in.)	7/16 round / 4
Bumpers (front/rear)	Std / Std

# BACKCOUNTRY™ ADRENALINE®

Loaded with crossover-specific features for spending equal time riding on- or off-trail.



BACKCOUNTRY ADRENALINE  
600R E-TEC SHOWN

## // PACKAGE HIGHLIGHTS

- REV Gen5 platform
- Rotax® 600R E-TEC engine
- High-quality KYB 36 shock package
- 4.5-in. digital display
- RAS™ X crossover front suspension with 39 in. ski stance
- Electric starter
- Deep snow running boards with large openings
- Glove box with 4 L / 1 US gal of storage
- Low windshield with air deflectors
- PowderMax 146 x 16 x 2.0 in. track
- pDrive™ clutch with clickers
- Transparent handguards
- Open toe-hold
- Pilot DS 2 skis
- Adjustable ski stance
- cMotion™ X rear suspension
- Premium LED headlights
- Ice scratchers

### ROTAX ENGINE

	600R E-TEC
Engine details	Liquid-cooled, two-stroke, eRAVE™
Horsepower*	125
Cylinders – Displacement	2 – 599.4 cc
Bore – Stroke (mm)	72.3 x 73
Fuel System	E-TEC® direct injection
Fuel type – Octane	Regular unleaded – 95
Fuel tank (L/US gal)	36 / 9.5
Oil tank capacity (L/qt)	3.4 / 3.6

### POWERTRAIN

Drive clutch	pDrive™ with clickers
Driven clutch	QRS Vent
Drive sprocket pitch (mm/in.)	73 / 2.86

### DRY WEIGHT

Dry weight (kg)	212.3
-----------------	-------

### DIMENSIONS

Vehicle overall length (mm/in.)	3,174/125
Vehicle overall width (mm/in.)	1,160 / 45.7 (adjustable)
Vehicle overall height (mm/in.)	1,283 / 50.5
Ski stance (mm/in.)	1,000 / 39 (adjustable)
Available tracks (in.)	PowderMax:
(Length x width x profile)	146 x 16 x 2.0

### COLOR

Black

### SUSPENSION

Front suspension	RAS™ X
Front shock	KYB 36
Front suspension travel (mm/in.)	220 / 8.7
Rear suspension	cMotion™ X
Center shock	KYB 36
Rear shock	KYB 36
Rear suspension travel (mm/in.)	264 / 10.4

### FEATURES

Platform	REV® Gen5
Headlights	High-performance LED
Skis	Pilot™ DS 2
Seating	Trail narrow
Handlebar	Standard with J-hooks / Transparent handguards
Riser block height (mm/in.)	120 / 4.7
Starter	Electric
Reverse	RER™
Brake system	Brembo
Heated throttle lever/grips	Standard
Gauge type	4.5 in. digital
Windshield	Low
Runner (in.) – Carbide (in.)	3/8 square / 4
Bumpers (front/rear)	Std / Std

# BACKCOUNTRY™ SPORT

For the value-oriented 50-50 rider wanting an advanced platform and modern engine technology.



**BACKCOUNTRY SPORT**  
146 600 EFI SHOWN

## // PACKAGE HIGHLIGHTS

- Rotax® 600 EFI engine
- 4.5-in. digital display
- RAS™ X crossover front suspension with 39 in. ski stance
- cMotion™ rear suspension
- Electric starter
- Deep snow running boards with large openings
- Glove box with 4 L / 1 US gal of storage
- Low windshield
- pDrive™ clutch
- Brembo brake
- Standard with 2 sets of LinQ attachment points
- Pilot DS 2 skis
- Adjustable ski stance

### ROTAX ENGINE

	600 EFI
Engine details	Liquid-cooled, two-stroke
Horsepower*	85
Cylinders - Displacement	2 - 599.4 cc
Bore - Stroke (mm)	72.3 x 73
Fuel System	EFI
Fuel type - Octane	Regular unleaded - 95
Fuel tank (L/US gal)	36 / 9.5
Oil tank capacity (L/qt)	3.4 / 3.6

### POWERTRAIN

Drive clutch	pDrive™
Driven clutch	QRS
Drive sprocket pitch (mm/in.)	73 / 2.86


### DRY WEIGHT

Dry weight (kg)	203.2
-----------------	-------

### DIMENSIONS

Vehicle overall length (mm/in.)	3,174 / 125
Vehicle overall width (mm/in.)	1,160 / 45.7 (adjustable)
Vehicle overall height (mm/in.)	1,283 / 50.5
Ski stance (mm/in.)	1,000 / 39 (adjustable)
Available tracks (in.)	PowderMax <sup>1</sup> :
(Length x width x profile)	146 x 16 x 2.0

### COLOR

Neo Yellow 

### SUSPENSION

Front suspension	RAS™ X
Front shock	Motion Control
Front suspension travel (mm/in.)	220 / 8.7
Rear suspension	cMotion™
Center shock	Motion Control
Rear shock	KYB 36
Rear suspension travel (mm/in.)	239 / 9.4

### FEATURES

Platform	REV® Gen4
Headlights	Halogen
Skis	Pilot™ DS 2
Seating	Trail narrow compact
Handlebar	Standard with J-hooks
Riser block height (mm/in.)	120 / 4.7
Starter	Electric
Reverse	RER™
Brake system	Brembo
Heated throttle lever/grips	Standard
Gauge type	4.5 in. digital
Windshield	Low
Runner (in.) - Carbide (in.)	3/8 square / 4
Bumpers (front/rear)	Std / Std

# RENEGADE® X-RS®

A hard-charging, high-performance machine with the most advanced features and technology.

## // WHAT'S NEW

- 10.25 in. touchscreen display with BRP Connect and built-in GPS
- Heated trail seat
- Heated visor plug standard

## // PACKAGE HIGHLIGHTS

- REV Gen5 platform
- High-performance KYB Pro shock package
- Launch mode (with 10.25 in. touchscreen only)
- Smart-Shox semi-active suspension available
- RAS™ X front suspension
- rMotion™ X rear suspension
- Electric starter
- RS running boards
- pDrive™ clutch
- Precision rack steering system
- Forward Adjustable Riser
- Transparent handguards
- Open toe-hold
- Backlit multifunction handlebar controls
- Premium LED headlights
- High-Performance 4-piston brake caliper with adjustable brake lever
- Low windshield with air deflectors
- 520W magneto



RENEGADE X-RS  
900 ACE TURBO R SHOWN

RENEGADE X-RS  
900 ACE TURBO R SHOWN

### ROTAX ENGINE

Engine details	900 ACE TURBO R
Horsepower*	180
Cylinders – Displacement	3 - 899 cc
Bore – Stroke (mm)	73 x 69.7
Fuel System	EFI
Fuel type – Octane	Regular unleaded - 95
Fuel tank (L/US gal)	36 / 9.5
Oil tank capacity (L/qt)	3.3 / 3.5

### POWERTRAIN

Drive clutch	pDrive™
Driven clutch	QRS Vent
Drive sprocket pitch (mm/in.)	73 / 2.86

### DRY WEIGHT

Dry weight (kg)	245.9
-----------------	-------

### DIMENSIONS

Vehicle overall length (mm/in.)	3,038 / 119.6
Vehicle overall width (mm/in.)	1,211 / 47.8 (adjustable)
Vehicle overall height (mm/in.)	1,267 / 49.9
Ski stance (mm/in.)	1,090 / 43 (adjustable)
Available tracks (in.) (Length x width x profile)	Ice Ripper XT: 137 x 15 x 1.5

### COLOR

Black	
Neo Yellow	

### SUSPENSION

Front suspension	RAS™ X
Front shock	KYB Pro 36 EA-3 KYB Pro Smart-Shox opt.
Front suspension travel (mm/in.)	243 / 9.6
Rear suspension	rMotion™ X
Center shock	KYB Pro 40 EA-3
Rear shock	KYB Pro 40 EA-3 KYB Pro Smart-Shox opt.
Rear suspension travel (mm/in.)	292 / 11.5

### FEATURES

Platform	REV® Gen5
Headlights	Premium high-performance LED
Skis	Pilot™ X
Seating	Trail wide, heated
Handlebar	Standard with J-hooks / Transparent handguards
Riser block height (mm/in.)	Adjustable-120 / 4.7
Starter	Electric
Reverse	Electro-mechanical
Brake system	Brembo 4-Piston with adjustable lever
Heated throttle lever/grips	Standard
Gauge type	7.2 in. digital 10.25 in. touchscreen (opt.)
Windshield	Low
Runner (in.) – Carbide (in.)	1/2 round / 4
Bumpers (front/rear)	Std / Std

# RENEGADE® ADRENALINE®

For the experienced trail rider who wants a longer track with great traction to bridge bumps with dynamic 4-stroke engine.



RENEGADE® ADRENALINE  
900 ACE SHOWN

## // PACKAGE HIGHLIGHTS

- REV Gen5 platform
- High-quality KYB 36 shock package
- pDrive™ clutch
- 4.5-in. digital display
- rMotion™ X rear suspension
- Electric starter
- Glove box with 4 L / 1 US gal of storage
- Pilot X skis
- Medium windshield with air deflectors
- LED headlights
- 520W magneto

### ROTAX ENGINE

Engine details

### 900 ACE

Liquid-cooled,  
four-stroke D.O.H.C.,  
dry sump

Horsepower*	95
Cylinders - Displacement	3 - 899 cc
Bore - Stroke (mm)	73 x 69.7
Fuel System	EFI
Fuel type - Octane	Regular unleaded - 95
Fuel tank (L/US gal)	36 / 9.5
Oil tank capacity (L/qt)	3.3 / 3.5

### POWERTRAIN

Drive clutch	pDrive™
Driven clutch	QRS
Drive sprocket pitch (mm/in.)	73 / 2.86

### DRY WEIGHT

Dry weight (kg)	227.7
-----------------	-------

### DIMENSIONS

Vehicle overall length (mm/in.)	3,038 / 119.6
Vehicle overall width (mm/in.)	1,211 / 47.8 (adjustable)
Vehicle overall height (mm/in.)	1,267 / 49.9
Ski stance (mm/in.)	1,090 / 43 (adjustable)
Available tracks (in.)	RipSaw®:
(Length x width x profile)	137 x 15 x 1.25

### COLOR

Black

### SUSPENSION

Front suspension	RAS™ X
Front shock	KYB 36
Front suspension travel (mm/in.)	235 / 9.3
Rear suspension	rMotion™ X
Center shock	KYB 36
Rear shock	KYB 36
Rear suspension travel (mm/in.)	292 / 11.5

### FEATURES

Platform	REV® Gen5
Headlights	High-performance LED
Skis	Pilot™ X
Seating	Trail wide
Handlebar	Standard with J-hooks
Riser block height (mm/in.)	120 / 4.7
Starter	Electric
Reverse	Mechanical
Brake system	Brembo
Heated throttle lever/grips	Standard
Gauge type	4.5 in. digital
Windshield	Medium
Runner (in.) - Carbide (in.)	3/8 square / 4
Bumpers (front/rear)	Std / Std

# RENEGADE® SPORT

Value-oriented with exceptional trail handling, bump capability and reliable engine.



RENEGADE SPORT  
600 ACE SHOWN

## // PACKAGE HIGHLIGHTS

- KYB 36 rear shock
- 4.5-in. digital display
- RAS™ X front suspension
- SC™-5M rear suspension
- Standard electric start
- Glove box with 4 L / 1 US gal of storage
- Low windshield
- D.E.S.S.™ key (600 ACE™)
- Brembo brake
- Ergo-Step side panels
- U-shaped aluminum handlebar with integrated J-hooks
- Pilot 5.7 skis
- 1.25 in. RipSaw® track
- 520W magneto

### ROTAX ENGINE

#### 600 ACE

Engine details	Liquid-cooled, four-stroke D.O.H.C., dry sump
Horsepower*	62
Cylinders – Displacement	2 - 600 cc
Bore – Stroke (mm)	73 x 69.7
Fuel System	EFI
Fuel type – Octane	Regular unleaded - 95
Fuel tank (L/US gal)	36 / 9.5
Oil tank capacity (L/qt)	2.1 / 2.2

### POWERTRAIN

Drive clutch	eDrive™ 2
Driven clutch	QRS
Drive sprocket pitch (mm/in.)	73 / 2.86

### DRY WEIGHT

Dry weight (kg)	212.3
-----------------	-------

### DIMENSIONS

Vehicle overall length (mm/in.)	3,038 / 119.6
Vehicle overall width (mm/in.)	1,217 / 47.9
Vehicle overall height (mm/in.)	1,267 / 49.9
Ski stance (mm/in.)	1,090 / 43 (adjustable)
Available tracks (in.)	RipSaw®:
(Length x width x profile)	137 x 15 x 1.25

### COLOR

Neo Yellow

### SUSPENSION

Front suspension	RAS™ X
Front shock	Motion Control
Front suspension travel (mm/in.)	235 / 9.3
Rear suspension	SC™-5M
Center shock	Motion Control
Rear shock	KYB 36
Rear suspension travel (mm/in.)	245 / 9.6

### FEATURES

Platform	REV® Gen4
Headlights	Halogen
Skis	Pilot™ 5.7
Seating	Trail narrow
Handlebar	Standard with J-hooks
Riser block height (mm/in.)	120 / 4.7
Starter	Electric
Reverse	Mechanical
Brake system	Brembo
Heated throttle lever/grips	Standard
Gauge type	4.5 in. digital
Windshield	Low
Runner (in.) – Carbide (in.)	3/8 square / 4
Bumpers (front/rear)	Std / Std



# MXZ<sup>®</sup> X-RS<sup>®</sup> WITH COMPETITION PACKAGE

Yes it's an ultra-fast laker, but before anything else it's the ultimate ditch banger. Powerful, lightweight and highly capable with race-ready features.

## // WHAT'S NEW

- RAS RX front suspension
- Pilot RX skis
- 10.25 in. touchscreen display with BRP Connect and built-in GPS (850 E-TEC Turbo R only)
- KYB Pro 40 Kashima coated shocks with Integral Base Valve (600R E-TEC only)

## // PACKAGE HIGHLIGHTS

- Rotax<sup>®</sup> 850 E-TEC Turbo R with Water Injection System and 600R E-TEC<sup>®</sup> engines available
- Launch Mode and E-TEC SHOT starter (850 E-TEC Turbo R only)
- REV Gen5 platform
- High-Performance 4-piston brake caliper with adjustable brake lever
- KYB Pro kashima coated front shocks
- rMotion™ X Competition rear suspension
- RS running boards
- 2-ply Ripsaw II track (850 E-TEC Turbo R only)
- Forward steering post position
- Lower 90 mm riser
- 7.2-in. digital display (600R E-TEC only)
- Precision rack steering system



**MXZ X-RS 850 E-TEC TURBO R  
WITH COMPETITION PACKAGE SHOWN**

### ROTAX ENGINE

	850 E-TEC TURBO R	600R E-TEC
Engine details	Liquid-cooled, two-stroke, turbocharged, Water Injection System, eRAVE™	Liquid-cooled, two-stroke, eRAVE™
Horsepower*	180	125
Cylinders – Displacement	2 – 849 cc	2 – 599.4 cc
Bore – Stroke (mm)	82 x 80.4	72.3 x 73
Fuel System	E-TEC <sup>®</sup> direct injection with additional booster injectors	E-TEC <sup>®</sup> direct injection
Fuel type – Octane	Regular unleaded – 95	Regular unleaded – 95
Fuel tank (L/US gal)	36 / 9.5	36 / 9.5
Oil tank capacity (L/qt)	3.4 / 3.6	3.4 / 3.6

### POWERTRAIN

	850 E-TEC TURBO R	600R E-TEC
Drive clutch	pDrive™ with clickers	pDrive™ with clickers
Driven clutch	QRS Vent Plus	QRS
Drive sprocket pitch (mm/in.)		73 / 2.86


### DRY WEIGHT

	850 E-TEC TURBO R	600R E-TEC
Dry weight (kg)	236.8	220.5

### DIMENSIONS

	850 E-TEC TURBO R	600R E-TEC
Vehicle overall length (mm/in.)	3,038 / 119.6	
Vehicle overall width (mm/in.)	1,211 / 47.8 (adjustable)	
Vehicle overall height (mm/in.)	1,267 / 49.9	
Ski stance (mm/in.)	1,090 / 43 (adjustable)	
Available tracks (in.) (Length x width x profile)	RipSaw <sup>®</sup> II 2-ply: 137 x 15 x 1.25 Cobra: 137 x 15 x 1.6	

### COLOR

Neo Yellow 

### SUSPENSION

	850 E-TEC TURBO R	600R E-TEC
Front suspension		RAS™ RX
Front shock		KYB Pro 40 Integral R Kashima (600R E-TEC) KYB Pro 40 EA-3 Kashima (850 E-TEC Turbo R)
Front suspension travel (mm/in.)		279 / 11.0 (KYB Pro 40)
Rear suspension		rMotion™ X Competition
Center shock		KYB Pro 40 Integral Kashima (600R E-TEC) KYB Pro 40 EA-3 (850 E-TEC Turbo R)
Rear shock		KYB Pro 40 Integral Kashima (600R E-TEC) KYB Pro 40 EA-3 (850 E-TEC Turbo R)
Rear suspension travel (mm/in.)		292 / 11.5

### FEATURES

	850 E-TEC TURBO R	600R E-TEC
Platform		REV <sup>®</sup> Gen5
Headlights		Premium high-performance LED
Skis		Pilot™ RX
Seating		Trail narrow
Handlebar		Standard with J-hooks / Transparent handguards
Riser block height (mm/in.)		90 / 3.5
Starter		850 E-TEC Turbo R: SHOT 600R E-TEC: Manual
Reverse		RER™
Brake system		Brembo 4-Piston with adjustable lever
Heated throttle lever/ grips		Standard
Gauge type		850 E-TEC Turbo R: 10.25 in. touchscreen 600R E-TEC: 7.2 in. digital
Windshield		Ultra-low
Runner (in.) – Carbide (in.)		1/2 round / 4
Bumpers (front/rear)		Std / Std

# MXZ® X-RS®

A non-compromising race-inspired sled capable of taking on the roughest trails with ease.

## // WHAT'S NEW

- RAS RX front suspension
- Pilot RX skis
- 10.25 in. touchscreen display with BRP Connect and built-in GPS



**MXZ X-RS  
850 E-TEC SHOWN**

## // PACKAGE HIGHLIGHTS


- REV Gen5 platform
- Rotax® 850 E-TEC® and 600R E-TEC® engines
- High-performance KYB Pro shock package
- Smart-Shox semi-active suspension available
- KYB Pro 40 EA-3 front shocks
- rMotion™ X rear suspension with rail reinforcements
- Electric starter
- RS running boards
- pDrive™ clutch
- Backlit multifunction handlebar controls
- Forward steering post position
- Precision rack steering system
- Lower 90 mm riser
- Transparent handguards
- Open toe-hold
- Premium LED headlights
- High-Performance 4-piston brake caliper with adjustable brake lever
- 129 and 137 in. track lengths available

ROTAX ENGINE	850 E-TEC	600R E-TEC
Engine details	Liquid-cooled, two-stroke, eRAVE™	Liquid-cooled, two-stroke, eRAVE™
Horsepower*	165	125
Cylinders – Displacement	2 – 849 cc	2 – 599.4 cc
Bore – Stroke (mm)	82 x 80.4	72.3 x 73
Fuel System	E-TEC® direct injection with additional booster injectors	E-TEC® direct injection
Fuel type – Octane	Regular unleaded - 95	Regular unleaded - 95
Fuel tank (L/US gal)	36 / 9.5	36 / 9.5
Oil tank capacity (L/qt)	3.4 / 3.6	3.4 / 3.6

POWERTRAIN	850 E-TEC	600R E-TEC
Drive clutch	pDrive™ with clickers	pDrive™ with clickers
Driven clutch	QRS Vent	QRS
Drive sprocket pitch (mm/in.)	73 / 2.86	

DRY WEIGHT	850 E-TEC	600R E-TEC
Dry weight (kg)	229.5 [137 in.]	220.9 [129 in.]

DIMENSIONS	850 E-TEC	600R E-TEC
Vehicle overall length (mm/in.)	2,925 / 115.2 [129 in.]	3,038 / 119.6 [137 in.]
Vehicle overall width (mm/in.)	1,211 / 47.8 [adjustable]	
Vehicle overall height (mm/in.)	1,267 / 49.9	
Ski stance (mm/in.)	1,090 / 43 [adjustable]	
Available tracks (in.) (Length x width x profile)	Ice Ripper XT: 129 x 15 x 1.5 137 x 15 x 1.5	

COLOR
Neo Yellow 

SUSPENSION	
Front suspension	RAS™ RX
Front shock	KYB Pro 40 EA-3 KYB Pro Smart-Shox opt.
Front suspension travel (mm/in.)	279 / 11.0 (KYB Pro 40) 265 / 10.4 (KYB Pro Smart-Shox)
Rear suspension	rMotion™ X
Center shock	KYB Pro 40 EA-3
Rear shock	KYB Pro 40 EA-3 KYB Pro Smart-Shox opt.
Rear suspension travel (mm/in.)	292 / 11.5

FEATURES	
Platform	REV® Gen5
Headlights	Premium high-performance LED
Skis	Pilot™ RX
Seating	Trail narrow
Handlebar	Standard with J-hooks / Transparent handguards
Riser block height (mm/in.)	90 / 3.5
Starter	Electric
Reverse	RER™
Brake system	Brembo 4-Piston with adjustable lever
Heated throttle lever/grips	Standard
Gauge type	7.2 in. digital 10.25 in. touchscreen (opt.)
Windshield	Ultra-low
Runner (in.) – Carbide (in.)	1/2 round / 4
Bumpers (front/rear)	Std / Std

# MXZ<sup>®</sup> SPORT

Dynamic trail performance and value-oriented features.



**MXZ SPORT  
600 EFI SHOWN**

## // PACKAGE HIGHLIGHTS

- Rotax<sup>®</sup> 600 EFI engine
- 4.5-in. digital display
- RAS<sup>™</sup> X front suspension
- SC<sup>™</sup>-5M rear suspension
- Electric starter standard
- Low windshield
- U-shaped aluminum handlebar with integrated J-hooks
- Ergo-Step side panels
- 129 in. track length available
- Forward steering post position
- Lower 90 mm riser

### ROTAX ENGINE

	600 EFI
Engine details	Liquid-cooled, two-stroke
Horsepower*	85
Cylinders - Displacement	2 - 599.4 cc
Bore - Stroke (mm)	72.3 x 73
Fuel System	EFI
Fuel type - Octane	Regular unleaded - 95
Fuel tank (L/US gal)	36 / 9.5
Oil tank capacity (L/qt)	3.4 / 3.6

### POWERTRAIN

Drive clutch	pDrive <sup>™</sup>
Driven clutch	QRS
Drive sprocket pitch (mm/in.)	73 / 2.86


### DRY WEIGHT

Dry weight (kg)	198.7
-----------------	-------

### DIMENSIONS

Vehicle overall length (mm/in.)	2,925 / 115.2 (129 in.)
Vehicle overall width (mm/in.)	1,211 / 47.8 (adjustable)
Vehicle overall height (mm/in.)	1,267 / 49.9
Ski stance (mm/in.)	1,090 / 43 (adjustable)
Available tracks (in.)	RipSaw <sup>!</sup> :
(Length x width x profile)	129 x 15 x 1.25

### COLOR

Neo Yellow 

### SUSPENSION

Front suspension	RAS <sup>™</sup> X
Front shock	Motion Control
Front suspension travel (mm/in.)	235 / 9.3
Rear suspension	SC <sup>™</sup> -5M
Center shock	Motion Control
Rear shock	KYB 36
Rear suspension travel (mm/in.)	245 / 9.6

### FEATURES

Platform	REV <sup>®</sup> Gen4
Headlights	Halogen
Skis	Pilot <sup>™</sup> 5.7
Seating	Trail narrow compact
Handlebar	Standard with J-hooks
Riser block height (mm/in.)	90 / 3.5
Starter	Electric
Reverse	RER <sup>™</sup>
Brake system	Brembo
Heated throttle lever/grips	Standard
Gauge type	4.5 in. digital
Windshield	Low
Runner (in.) - Carbide (in.)	3/8 square / 4
Bumpers (front/rear)	Std / Std

# MXZ® NEO®

An awesome trail sled with compact ergonomics that gives riders of any age a less intimidating experience with a full-size fun factor.



MXZ NEO+  
SHOWN

## // NEO+ PACKAGE

- Rotax 600 EFI - 55 engine
- KYB 36 front shocks
- 120 x 15 x 1.25 RipSaw track
- Transparent handguards
- Premium look

## // PACKAGE HIGHLIGHTS

- REV Gen4 platform
- Compact ergonomics
- RAS X front suspension
- Neo rear suspension
- pDrive™ clutch
- Pilot 5.7 skis
- RER™ electronic reverse

### ROTAX ENGINE

	600 EFI – 55
Engine details	Liquid-cooled, two-stroke
Horsepower*	55
Cylinders – Displacement	2 - 599.4 cc
Bore – Stroke (mm)	72.3 x 73
Fuel System	EFI
Fuel type – Octane	Regular unleaded - 95
Fuel tank (L/US gal)	36 / 9.5
Oil tank capacity (L/qt)	3.4 / 3.6

### POWERTRAIN

Drive clutch	pDrive
Driven clutch	QRS Lite
Drive sprocket pitch (mm/in.)	73 / 2.86

### DRY WEIGHT

Dry weight (kg)	192.8
-----------------	-------

### DIMENSIONS

Vehicle overall length (mm/in.)	2,880 / 113.4
Vehicle overall width (mm/in.)	1,157 - 1,202 / 45.6 - 47.3
Vehicle overall height (mm/in.)	1,060 / 41.7
Ski stance (mm/in.)	1,000 / 39 (adjustable)
Available tracks (in.)	RipSaw:
[Length x width x profile]	120 x 15 x 1.25

### COLOR

Neo Yellow/Black

### SUSPENSION

Front suspension	RAS™ X
Front shock	KYB 36
Front suspension travel (mm/in.)	175 / 6.9
Rear suspension	Neo
Center shock	Torsion spring
Rear shock	Motion Control
Rear suspension travel (mm/in.)	212 / 8.3

### FEATURES

Platform	REV® Gen4
Headlights	Halogen
Skis	Pilot™ 5.7
Seating	Trail narrow ultra-compact
Handlebar	Narrow with J-hooks / Transparent handguards
Riser block height (mm/in.)	120 / 4.7
Starter	Electric
Reverse	RER™
Brake system	Brembo
Heated throttle lever/grips	Standard
Gauge type	4.5 in. digital
Windshield	Optional
Runner (in.) – Carbide (in.)	3/8 square / optional
Bumpers (front/rear)	Std / Std

# GRAND TOURING SPORT

Trail comfort and 2-up features with precision handling and savvy style.



GRAND TOURING SPORT  
600 ACE SHOWN

## // PACKAGE HIGHLIGHTS

- Ultra-high windshield with side deflectors
- 2-up seat with heated passenger handholds and air deflectors
- 4.5-in. digital display
- RAS™ X front suspension
- SC™-5M rear suspension
- Heated driver's visor power outlet
- Pivoting mirrors
- Reversible throttle lever (thumb or finger activated)
- Brembo brake
- iTC™ Engine mapping modes (Standard, Sport or ECO®)
- Pilot™ 5.7 SL skis
- Mechanical reverse
- SilentDrive™ system
- 520W magneto

### ROTAX ENGINE

	600 ACE
Engine details	Liquid-cooled, four-stroke D.O.H.C., dry sump
Horsepower*	62
Cylinders - Displacement	2 - 600 cc
Bore - Stroke (mm)	73 x 69.7
Fuel System	EFI
Fuel type - Octane	Regular unleaded - 95
Fuel tank (L/US gal)	36 / 9.5
Oil tank capacity (L/qt)	2.1 / 2.2

### POWERTRAIN

Drive clutch	eDrive™ 2
Driven clutch	QRS
Drive sprocket pitch (mm/in.)	36 mm / 1.43 in.

### DRY WEIGHT

Dry weight (kg)	232.2
-----------------	-------

### DIMENSIONS

Vehicle overall length (mm/in.)	3,127 / 123.1
Vehicle overall width (mm/in.)	1,217 / 47.9
Vehicle overall height (mm/in.)	1,513 / 59.6
Ski stance (mm/in.)	1,090 / 43 (adjustable)
Available tracks (in.)	Silent Track II:
(Length x width x profile)	137 x 15 x 1.25

### COLOR

Neo Yellow 

### SUSPENSION

Front suspension	RAS™ X
Front shock	Motion Control
Front suspension travel (mm/in.)	225/8.9
Rear suspension	SC-5M
Center shock	Motion Control
Rear shock	KYB® 36
Rear suspension travel (mm/in.)	245/9.6

### FEATURES

Platform	REV® Gen4
Headlights	Halogen
Skis	Pilot™ 5.7 SL
Seating	Trail wide 2-up
Handlebar	Standard with J-hooks
Riser block height (mm/in.)	120 / 4.7
Starter	Electric
Reverse	Mechanical
Brake system	Brembo
Heated throttle lever/grips	Standard (driver and passenger)
Gauge type	4.5 in. digital
Windshield	Ultra-high with mirrors
Runner (in.) - Carbide (in.)	1/2 round / 4
Bumpers (front/rear)	Std / Std

# EXPEDITION® XTREME™

The high-performance widetrack crossover sled with capability to go just about anywhere.



EXPEDITION XTREME  
900 ACE TURBO R SHOWN

## // PACKAGE HIGHLIGHTS

- Two Rotax® engines available: 850 E-TEC® and 900 ACE Turbo R
- KYB Pro 36 rear shock
- KYB 36 Plus front shocks
- 4.5 in. digital display
- RAS™ X crossover front suspension with 39 in. ski stance
- SC™-5U articulating rear suspension with locking mechanism (no tool required)
- 20-in. wide Multi-LinQ plate with 125 lb / 56.7 kg cargo capacity
- Air radiator with fan
- Deep snow running boards with large openings
- pDrive™ clutch with clickers
- Low handlebar strap
- Flexible handguards
- Electric start
- Pilot™ DS 3 skis
- Adjustable ski stance

### ROTAX ENGINE

	850 E-TEC	900 ACE TURBO R
Engine details	Liquid-cooled, two-stroke, eRAVE™	Liquid-cooled, four-stroke D.O.H.C., dry sump, turbocharged with intercooler
Horsepower*	165	180
Cylinders - Displacement	2 - 849 cc	3 - 899 cc
Bore - Stroke (mm)	82 x 80.4	73 x 69.7
Fuel System	E-TEC® direct injection with additional booster injectors	EFI
Fuel type - Octane	Regular unleaded - 95	Regular unleaded - 95
Fuel tank (L/US gal)	42 / 11.1	42 / 11.1
Oil tank capacity (L/qt)	3.4 / 3.6	3.3 / 3.5

### POWERTRAIN

Drive clutch	pDrive™ with clickers	pDrive™
Driven clutch	QRS Vent Plus	QRS Vent
Drive sprocket pitch (mm/in.)	73 / 2.86	


### DRY WEIGHT

Dry weight (kg)	269	280.8
-----------------	-----	-------

### DIMENSIONS

Vehicle overall length (mm/in.)	3,293 / 129.6
Vehicle overall width (mm/in.)	1,140 to 1,180 / 44.9 to 46.5
Vehicle overall height (mm/in.)	1,280 / 50.4
Ski stance (mm/in.)	1,000 / 39 (adjustable)
Available tracks (in.)	Cobra WT:
(Length x width x profile)	154 x 20 x 1.8

### COLOR

Flare Yellow 

### SUSPENSION

Front suspension	RAS™ X
Front shock	KYB 36 Plus
Front suspension travel (mm/in.)	220 / 8.7
Rear suspension	SC™-5U
Center shock	KYB 36 Plus
Rear shock	KYB Pro 36
Rear suspension travel (mm/in.)	239 / 9.4

### FEATURES

Platform	REV® Gen4
Headlights	Halogen
Skis	Pilot™ DS 3
Seating	WideTrack 1-up
Handlebar	Standard with J-hooks / Grab handle / Flexible handguards
Riser block height (mm/in.)	145 / 5.7
Starter	Electric
Reverse	RER™ (850 E-TEC) Electro-mechanic (Turbo R)
Air radiator	Fan
Brake system	Brembo
Heated throttle lever/grips	Standard
Gauge type	4.5 in. digital
Windshield	Low
Runner (in.) - Carbide (in.)	3/8 square / 4
Bumpers (front/rear)	Heavy Duty / Std

# EXPEDITION® SE

The utmost crossover sport-utility vehicle with an incredible list of work and luxury features.



EXPEDITION SE 900 ACE TURBO R SHOWN

EXPEDITION SE 900 ACE TURBO R SHOWN

## // PACKAGE HIGHLIGHTS

- Rotax® 900 ACE Turbo R engine
- Air Control Suspension (ACS) rear shock
- RAS™ X crossover front suspension with 39 in. ski stance
- 7.8-in. wide LCD display with BRP Connect available
- SC™-5U articulating rear suspension with locking mechanism (no tool required)
- 20-in. wide Multi-LinQ plate with 125 lb / 56.7 kg cargo capacity
- Air radiator with fan
- Deep snow running boards with large openings
- Removable passenger seat with heated grips
- Ultra large LinQ utility cargo box with 135 L / 35.7 US gal of storage
- Hitch
- High capacity battery
- Forward Adjustable Riser
- Easy Shift transmission (H-L-N) with electro-mechanical reverse
- Ultra-high windshield with side deflectors
- Pivoting mirrors
- Pilot 7.4 skis
- Heated driver's visor power outlet
- pDrive™ clutch
- Backlit multifunction handlebar controls

### ROTAX ENGINE

Engine details

Horsepower\*  
Cylinders - Displacement

### 900 ACE TURBO R

Liquid-cooled, four-stroke D.O.H.C., dry sump, turbocharged with intercooler

180

3

899 cc

73 x 69.7

EFI

Regular unleaded - 95

42 / 11.1

3.3 / 3.5

### POWERTRAIN

Drive clutch  
Driven clutch  
Drive sprocket pitch (mm/in.)

pDrive™

QRS Vent

73 / 2.86

### DRY WEIGHT

Dry weight (kg)

311.2


### DIMENSIONS

Vehicle overall length (mm/in.)	3,256 / 128.2
Vehicle overall width (mm/in.)	1,200 to 1,240 / 47.7 to 48.8
Vehicle overall height (mm/in.)	1,513 / 59.6
Ski stance (mm/in.)	1,000 / 39 (adjustable)
Available tracks (in.)	Silent Cobra WT: 154 x 20 x 1.5
(Length x width x profile)	Silent Ice Cobra WT: 154 x 20 x 1.5 opt.

### SUSPENSION

Front suspension	RAS™ X
Front shock	KYB 36
Front suspension travel (mm/in.)	220 / 8.7
Rear suspension	SC™-5U
Center shock	KYB 36
Rear shock	ACS (Air Control Suspension)
Rear suspension travel (mm/in.)	239 / 9.4

### COLOR

Black 

Dusty Navy 

### FEATURES

Platform	REV® Gen4
Headlights	Halogen
Skis	Pilot™ 7.4
Seating	WideTrack 2-up
Handlebar	Standard with J-hooks / Grab handle
Riser block height (mm/in.)	Adjustable-120 / 4.7
Starter	Electric
Reverse	
Air radiator	Electro-mechanic
Brake system	Fan
Heated throttle lever/grips	Brembo
Gauge type	7.2 in. digital 7.8 in. wide LCD color [opt.]
Windshield	Ultra-high with mirrors
Runner (in.) - Carbide (in.)	3/8 square / 4
Bumpers (front/rear)	Heavy Duty / Hitch

# EXPEDITION® LE

A crossover sport-utility vehicle capable of off-trail exploration, on-trail cruises and enjoyable work days.



EXPEDITION LE  
900 ACE SHOWN

EXPEDITION LE  
900 ACE TURBO SHOWN

## // PACKAGE HIGHLIGHTS

- Two Rotax® engines available: 900 ACE Turbo, 900 ACE
- Available with 20 in. or 24 in. track options
- Multi-LinQ plate with 125 lb / 56.7 kg cargo capacity
- RAS™ X crossover front suspension with 39 in. ski stance
- SC™-5U articulating rear suspension with locking mechanism [no tool required]
- Air radiator with fan
- Deep snow running boards with large openings
- Removable passenger seat with heated grips
- High passenger backrest
- Hitch
- High capacity battery
- pDrive™ clutch
- Easy Shift transmission (H-L-N) with electro-mechanical reverse
- Ultra-high windshield with side deflectors
- Pivoting mirrors
- Pilot 7.4 skis
- Heated driver's visor power outlet
- Low handlebar strap

### ROTAX ENGINE

	900 ACE TURBO	900 ACE
Engine details	Liquid-cooled, four-stroke D.O.H.C., dry sump, turbocharged	Liquid-cooled, four-stroke D.O.H.C., dry sump
Horsepower*	130	95
Cylinders – Displacement	3 899 cc	3 899 cc
Bore – Stroke (mm)	73 x 69.7	73 x 69.7
Fuel System	EFI	EFI
Fuel type – Octane	Regular unleaded - 95	Regular unleaded - 95
Fuel tank (L/US gal)	42 / 11.1	42 / 11.1
Oil tank capacity (L/qt)	3.3 / 3.5	3.3 / 3.5

### POWERTRAIN

	900 ACE TURBO	900 ACE
Drive clutch	pDrive™	pDrive™
Driven clutch	QRS Vent	QRS
Drive sprocket pitch (mm/in.)	73 / 2.86	73 / 2.86

### DRY WEIGHT

	900 ACE TURBO	900 ACE
Dry weight 20 in. track (kg)	303.5	291.7
Dry weight 24 in. track (kg)	313	301.2

### DIMENSIONS

Vehicle overall length (mm/in.)	3,256 / 128.2
Vehicle overall width (mm/in.)	1,200 to 1,240 / 47.7 to 48.8
Vehicle overall height (mm/in.)	1,513 / 59.6
Ski stance (mm/in.)	1,000 / 39 (adjustable)
Available tracks (in.) (Length x width x profile)	Silent Cobra WT: 154 x 20 x 1.5 Silent Cobra SWT: 154 x 24 x 1.5 opt.

### SUSPENSION

Front suspension	RAS™ X
Front shock	KYB 36
Front suspension travel (mm/in.)	220 / 8.7
Rear suspension	SC™-5U
Center shock	KYB 36
Rear shock	KYB 36
Rear suspension travel (mm/in.)	239 / 9.4

### COLOR

Black	
Catalyst Grey	

### FEATURES

Platform	REV® Gen4
Headlights	Halogen
Skis	Pilot™ 7.4
Seating	WideTrack 2-up
Handlebar	Standard with J-hooks / Grab handle
Riser block height (mm/in.)	145 / 5.7
Starter	Electric
Reverse	Electro-mechanic
Air radiator	Fan
Brake system	Brembo
Heated throttle lever/grips	Standard (driver and passenger)
Gauge type	4.5 in. digital
Windshield	Ultra-high with mirrors
Runner (in.) – Carbide (in.)	3/8 square / 4
Bumpers (front/rear)	Heavy Duty / Hitch



# EXPEDITION® SPORT

Ultra-responsive chassis for on- or off-trail rides and extensive array of sport-utility and 2-up features.



EXPEDITION SPORT  
900 ACE SHOWN

## // PACKAGE HIGHLIGHTS

- Rotax® 900 ACE engine
- pDrive™ clutch
- 4.5-in. digital display
- RAS™ X crossover front suspension with 39 in. ski stance
- SC™-5U articulating rear suspension with locking mechanism (no tool required)
- Brembo brake
- Heavy duty rear bumper with J-hook type hitch
- Air radiator with fan & engine oil cooler
- Deep snow running boards with large openings
- 2-up seat with removable LinQ passenger backrest and handholds
- Standard with 2 sets of LinQ attachment points
- Adjustable ski stance
- Pilot™ DS 2 skis
- 520W magneto

### ROTAX ENGINE

Engine details

### 900 ACE

Liquid-cooled, four-stroke D.O.H.C., dry sump

Horsepower*	95
Cylinders – Displacement	3 - 899 cc
Bore – Stroke (mm)	73 x 69.7
Fuel System	EFI
Fuel type – Octane	Regular unleaded - 95
Fuel tank (L/US gal)	36 / 9.5
Oil tank capacity (L/qt)	3.3 / 3.5

### POWERTRAIN

Drive clutch	pDrive™
Driven clutch	QRS
Drive sprocket pitch (mm/in.)	73 / 2.86

### DRY WEIGHT

Dry weight (kg)	250.4
-----------------	-------

### DIMENSIONS

Vehicle overall length (mm/in.)	3,309 / 130.3
Vehicle overall width (mm/in.)	1,140 to 1,180 / 44.9 to 46.5
Vehicle overall height (mm/in.)	1,513 / 59.6
Ski stance (mm/in.)	1,000 / 39 (adjustable)
Available tracks (in.)	Charger:
(Length x width x profile)	154 x 16 x 1.5

### COLOR

Neo Yellow

### SUSPENSION

Front suspension	RAS™ X
Front shock	Motion Control
Front suspension travel (mm/in.)	210 / 8.3
Rear suspension	SC™-5U
Center shock	Motion Control
Rear shock	KYB 36
Rear suspension travel (mm/in.)	239 / 9.4

### FEATURES

Platform	REV® Gen4
Headlights	Halogen
Skis	Pilot™ DS 2
Seating	Trail wide 2-up Seat LinQ Passenger Backrest
Handlebar	Standard with J-hooks
Riser block height (mm/in.)	145 / 5.7
Starter	Electric
Reverse	Mechanical
Air radiator	Fan
Brake system	Brembo
Heated throttle lever/grips	Standard (driver only)
Gauge type	4.5 in. digital
Windshield	Ultra-high
Runner (in.) – Carbide (in.)	3/8 square / 4
Bumpers (front/rear)	Std / Heavy Duty with J-hook type hitch

# TUNDRA™ LE

Great off-trail and deep snow performance with light-utility capability.



**TUNDRA LE  
600 EFI SHOWN**

## // PACKAGE HIGHLIGHTS

- Rotax® 600 EFI and 600 ACE™ engine with 650W magneto available
- KYB 36 rear shock
- Painted tunnel
- 4.5-in. digital display
- LTS telescopic front suspension
- SC™-5U articulating rear suspension with locking mechanism (no tool required)
- Brembo brake
- Heavy duty rear bumper with J-hook type hitch
- Air radiator with fan
- Standard electric start
- Deep snow running boards with large openings
- Standard with 2 sets of LinQ attachment points
- Pilot™ DS 2 skis
- Low handlebar strap

### ROTAX ENGINE

	600 EFI	600 ACE
Engine details	Liquid-cooled, two-stroke	Liquid-cooled, four-stroke D.O.H.C., dry sump
Horsepower*	85	62
Cylinders - Displacement	2 - 599.4 cc	2 - 600 cc
Bore - Stroke (mm)	72.3 x 73	73 x 69.7
Fuel System	EFI	EFI
Fuel type - Octane	Regular unleaded - 95	Regular unleaded - 95
Fuel tank (L/US gal)	36 / 9.5	36 / 9.5
Oil tank capacity (L/qt)	3.4 / 3.6	2.1 / 2.2

### POWERTRAIN

Drive clutch	pDrive™	eDrive™ 2
Driven clutch	QRS	QRS
Drive sprocket pitch (mm/in.)	73 / 2.86	

### DRY WEIGHT

Dry weight (kg)	222.7	233.6
-----------------	-------	-------

### DIMENSIONS

Vehicle overall length (mm/in.)	3,259 / 129.3
Vehicle overall width (mm/in.)	994 / 39.1
Vehicle overall height (mm/in.)	1,513 / 59.6
Ski stance (mm/in.)	813 / 32
Available tracks (in.)	Charger:
(Length x width x profile)	154 x 16 x 1.5

### COLOR

Black

### SUSPENSION

Front suspension	LTS
Front shock	Motion Control
Front suspension travel (mm/in.)	150 / 5.9
Rear suspension	SC™-5U
Center shock	Motion Control
Rear shock	KYB 36
Rear suspension travel (mm/in.)	239 / 9.4

### FEATURES

Platform	REV® Gen4
Headlights	Halogen
Skis	Pilot™ DS 2
Seating	Trail narrow compact
Handlebar	Standard with J-hooks / Grab handle
Riser block height (mm/in.)	145 / 5.7
Starter	Electric
Reverse	RER™ (600 EFI) Mechanical (600 ACE™)
Air radiator	Fan
Brake system	Brembo
Heated throttle lever/grips	Standard
Gauge type	4.5 in. digital
Windshield	Medium
Runner (in.) - Carbide (in.)	3/8 square / 4
Bumpers (front/rear)	Std / Heavy Duty with J-hook type hitch

# SKANDIC® LE

The perfect snowmobile for hardworking off-trail performance.



SKANDIC LE 900 ACE SHOWN

## // PACKAGE HIGHLIGHTS

- Rotax® 900 ACE™ engine
- KYB 36 rear shock
- Multi-LinQ plate with 125 lb / 56.7 kg cargo capacity
- 4.5-in. digital display
- LTS telescopic front suspension
- SC™-5U articulating rear suspension with locking mechanism (no tool required)
- Removable passenger seat with grips
- Ultra-high windshield with side deflectors
- Hitch with an HD rear bumper
- Air radiator with fan
- Standard electric start
- Deep snow running boards with large openings
- Easy Shift transmission (H-L-N) with electro-mechanical reverse
- Pivoting mirrors
- pDrive™ clutch
- Low handlebar strap
- Pilot 7.4 skis
- Available with 20 in. or 24 in. track options

### ROTAX ENGINE

	900 ACE
Engine details	Liquid-cooled, four-stroke D.O.H.C., dry sump
Horsepower*	95
Cylinders – Displacement	3 / 899 cc
Bore – Stroke (mm)	73 x 69.7
Fuel System	EFI
Fuel type	Regular unleaded
Octane	95
Fuel tank (L/US gal)	42 / 11.1
Oil tank capacity (L/qt)	3.3 / 3.5

### POWERTRAIN

Drive clutch	pDrive™
Driven clutch	QRS
Drive sprocket pitch (mm/in.)	73 / 2.86

### DRY WEIGHT

Dry weight 20 in track (kg)	292.6
Dry weight 24 in track (kg)	302.1

### DIMENSIONS

Vehicle overall length (mm/in.)	3,222 / 126.9
Vehicle overall width (mm/in.)	1,089 / 42.8
Vehicle overall height (mm/in.)	1,513 / 59.6
Ski stance (mm/in.)	889 / 35
Available tracks (in.)	Silent Cobra WT: 154 x 20 x 1.5
(Length x width x profile)	Silent Cobra SWT: 154 x 24 x 1.5

### SUSPENSION

Front suspension	LTS
Front shock	Motion Control
Front suspension travel (mm/in.)	150 / 5.9
Rear suspension	SC™-5U
Center shock	Motion Control
Rear shock	KYB 36
Rear suspension travel (mm/in.)	239 / 9.4

### COLOR

Black	■
-------	---

### FEATURES

Platform	REV® Gen4
Headlights	Halogen
Skis	Pilot™ 7.4
Seating	WideTrack 2-up
Handlebar	Standard with J-hooks / Grab handle
Riser block height (mm/in.)	145 / 5.7
Starter	Electric
Reverse	Electro-mechanic
Air radiator	Fan
Brake system	Brembo
Heated throttle lever/grips	Standard (driver only)
Gauge type	4.5 in. digital
Windshield	Ultra-high with mirrors
Runner (in.) – Carbide (in.)	3/8 square / 4
Bumpers (front/rear)	Heavy Duty / Hitch

# SKANDIC® SPORT

The best 20-in. utility value in snowmobiling.



SKANDIC SPORT  
600 EFI SHOWN

## // PACKAGE HIGHLIGHTS

- Rotax® 600 EFI engine
- KYB 36 rear shock
- 4.5-in. digital display
- LTS telescopic front suspension
- SC™-5U articulating rear suspension with locking mechanism (no tool required)
- WideTrack 1-up seat with rear storage compartment
- Medium windshield with air deflectors
- Standard electric start
- Deep snow running boards with large openings
- RER™ electronic reverse
- pDrive™ clutch

### ROTAX ENGINE

	600 EFI
Engine details	Liquid-cooled, two-stroke
Horsepower*	85
Cylinders – Displacement	2 – 599.4 cc
Bore – Stroke (mm)	72.3 x 73
Fuel System	EFI
Fuel type – Octane	Regular unleaded - 95
Fuel tank (L/US gal)	42 / 11.1
Oil tank capacity (L/qt)	3.4 / 3.6

### POWERTRAIN

Drive clutch	pDrive™
Driven clutch	QRS
Drive sprocket pitch (mm/in.)	73 / 2.86

### DRY WEIGHT

Dry weight (kg)	254
-----------------	-----

### DIMENSIONS

Vehicle overall length (mm/in.)	3,259 / 129.3
Vehicle overall width (mm/in.)	1,089 / 42.8
Vehicle overall height (mm/in.)	1,369 / 53.9
Ski stance (mm/in.)	889 / 35
Available tracks (in.)	Utility WT
(Length x width x profile)	154 x 20 x 1.25

### COLOR

Neo Yellow	
------------	--





### SUSPENSION

Front suspension	LTS
Front shock	Motion Control
Front suspension travel (mm/in.)	150 / 5.9
Rear suspension	SC™-5U
Center shock	Motion Control
Rear shock	KYB 36
Rear suspension travel (mm/in.)	239 / 9.4






### FEATURES

Platform	REV® Gen4
Headlights	Halogen
Skis	Pilot™ 7.4
Seating	WideTrack 1-up
Handlebar	Standard with J-hooks
Riser block height (mm/in.)	145 / 5.7
Starter	Electric
Reverse	RER™
Brake system	Brembo
Heated throttle lever/grips	Standard
Gauge type	4.5 in. digital
Windshield	Medium
Runner (in.) – Carbide (in.)	3/8 square / 4
Bumpers (front/rear)	Std / Std








# COMPARATIVE CHART

SPECIFICATIONS		TRAIL							
		MXZ				RENEGADE			GRAND TOURING
									
		<b>X-RS WITH COMPETITION PACKAGE</b>	<b>X-RS</b>	<b>SPORT</b>	<b>NEO+</b>	<b>X-RS</b>	<b>ADRENALINE</b>	<b>SPORT</b>	<b>SPORT</b>
<b>COLOR</b>		Neo Yellow	Neo Yellow	Neo Yellow	Neo Yellow, Catalyst Grey and Black (Neo) Neo Yellow and Black (Neo+)	Neo Yellow Black	Black	Neo Yellow	Neo Yellow
<b>FEATURES</b>	<b>Platform</b>	REV Gen5	REV Gen5	REV Gen4	REV Gen4	REV Gen5	REV Gen5	REV Gen4	REV Gen4
	<b>Headlights</b>	Premium high-performance LED	Premium high-performance LED	Halogen	Halogen	Premium high-performance LED	High-performance LED	Halogen	Halogen
	<b>Skis</b>	Pilot RX	Pilot RX	Pilot 5.7	Pilot 5.7	Pilot X	Pilot X	Pilot 5.7	Pilot 5.7 SL
	<b>Seating</b>	Trail narrow	Trail narrow	Trail narrow compact	Trail narrow ultra-compact	Trail wide, heated	Trail wide	Trail narrow	Trail wide 2-up
	<b>Handlebar</b>	Standard with J-hooks/Transparent handguards	Standard with J-hooks/Transparent handguards	Standard with J-hooks	Narrow with J-hooks/Transparent handguards (Neo+)	Standard with J-hooks/Transparent handguards	Standard with J-hooks	Standard with J-hooks	Standard with J-hooks
	<b>Starter</b>	850 E-TEC Turbo R: SHOT 600R E-TEC: Manual	Electric	Electric	Electric	Electric	Electric	Electric	Electric
	<b>Reverse</b>	RER	RER	RER	RER	Electro-mechanical	Mechanical	Mechanical	Mechanical
	<b>Windshield height (in.)</b>	Ultra-low	Ultra-low	Low	Optional	Low	Medium	Low	Ultra-high with mirrors
<b>GAUGE</b>	<b>Type</b>	850 E-TEC Turbo R: 10.25 in. touchscreen 600R E-TEC: 7.2 in. digital	7.2 in. digital 10.25 in. touchscreen (opt.)	4.5 in. digital	4.5 in. digital	7.2 in. digital 10.25 in. touchscreen (opt.)	4.5 in. digital	4.5 in. digital	4.5 in. digital
<b>SUSPENSION</b>	<b>Front suspension</b>	RAS RX	RAS RX	RAS X	RAS X	RAS X	RAS X	RAS X	RAS X
	<b>Front shock</b>	KYB Pro 40 Integral R Kashima (600R E-TEC) KYB Pro 40 EA-3 Kashima (850 E-TEC Turbo R)	KYB Pro 40 EA-3 KYB Pro Smart-Shox opt.	Motion Control	Motion Control	KYB Pro 36 EA-3 KYB Pro Smart-Shox opt.	KYB 36	Motion Control	Motion Control
	<b>Rear suspension</b>	rMotion X Competition	rMotion X	SC-5M	Neo	rMotion X	rMotion X	SC-5M	SC-5M
	<b>Center shock</b>	KYB Pro 40 Integral Kashima (600R E-TEC) KYB Pro 40 EA-3 (850 E-TEC Turbo R)	KYB Pro 40 EA-3	Motion Control	Torsion spring	KYB Pro 40 EA-3	KYB 36	Motion Control	Motion Control
	<b>Rear shock</b>	KYB Pro 40 Integral Kashima (600R E-TEC) KYB Pro 40 EA-3 (850 E-TEC Turbo R)	KYB Pro 40 EA-3 KYB Pro Smart-Shox opt.	KYB 36	Motion Control	KYB Pro 40 EA-3 KYB Pro Smart-Shox opt.	KYB 36	KYB 36	KYB 36
<b>ROTAX ENGINE</b>	<b>Engine</b>	850 E-TEC Turbo R 600R E-TEC	850 E-TEC 600R E-TEC	600 EFI	600 EFI - 55	900 ACE Turbo R	900 ACE	600 ACE	600 ACE
	<b>Fuel tank (L / US gal)</b>	36/9.5	36/9.5	36/9.5	36/9.5	36/9.5	36/9.5	36/9.5	36/9.5
<b>TRACK</b>	<b>Length x Width x Profile (in.)</b>	Cobra: 137 x 15 x 1.6 (600R E-TEC) RipSaw II 2-ply: 137 x 15 x 1.25 (850 E-TEC Turbo R)	Ice Ripper XT: 129 x 15 x 1.5 137 x 15 x 1.5	RipSaw: 129 x 15 x 1.25	RipSaw: 120 x 15 x 1.25	Ice Ripper XT: 137 x 15 x 1.5	RipSaw: 137 x 15 x 1.25	RipSaw: 137 x 15 x 1.25	Silent Track II: 137 x 15 x 1.25
	<b>Ski stance</b>	1,090 / 43 (adjustable)	1,090/43 (adjustable)	1,090/43 (adjustable)	1,000/39 (adjustable)	1,090/43 (adjustable)	1,090/43 (adjustable)	1,090/43 (adjustable)	1,090/43 (adjustable)
<b>OVERALL DIMENSIONS (mm/in.)</b>	<b>Length</b>	3,038/119.6	2,925/115.2 (129 in.) 3,038/119.6 (137 in.)	2,925/115.2 (129 in.)	2,880/113.4	3,038/119.6	3,038/119.6	3,038/119.6	3,127/123.1
	<b>Width</b>	1,211/47.8 (adjustable)	1,211/47.8 (adjustable)	1,211/47.8 (adjustable)	1,157 to 1,202/45.6 to 47.3	1,211/47.8 (adjustable)	1,211/47.8 (adjustable)	1,217/47.9	1,217/47.9
	<b>Height</b>	1,267/49.9	1,267/49.9	1,267/49.9	1,060/41.7	1,267/49.9	1,267/49.9	1,267/49.9	1,513/59.6
<b>ESTIMATED DRY WEIGHT</b>	<b>By engine (kg)</b>	850 E-TEC Turbo R: 236.8 600R E-TEC: 220.5	850 E-TEC: 229.5 (137 in.) 600R E-TEC: 220.9 (129 in.)	198.7	192.8	245.9	227.7	212.3	232.2




# COMPARATIVE CHART

SPECIFICATIONS		DEEP SNOW				
		SUMMIT				FREERIDE
						
		X WITH EXPERT PACKAGE	ADRENALINE WITH EDGE PACKAGE	ADRENALINE	NEO	FREERIDE
COLOR		Dusty Navy and Black (painted) Timeless Black (painted)	Catalyst Grey	Catalyst Grey	Neo Yellow and Catalyst Grey (Neo) Neo Yellow and Black (Neo+)	Flare Yellow (painted)
FEATURES	Platform	REV Gen5	REV Gen5	REV Gen5	REV Gen4	REV Gen5
	Headlights	Premium high-performance LED	Premium high-performance LED	High-performance LED	Halogen	Premium high-performance LED
	Skis	Pilot DS 4	Pilot DS 3	Pilot DS 3	Pilot DS 2	Pilot DS 4
	Seating	Deep snow ultra compact	Deep snow compact	Deep snow	Deep snow compact	Deep snow compact
	Handlebar	Tapered with J-hooks/ Grab handle/ Flexible handguards	Tapered with J-hooks/ Grab handle	Tapered with J-hooks/ Grab handle	Narrow with J-hooks/ Low grab handle (Neo+) Flexible handguards (Neo+)	Tapered with J-hooks/ Grab handle
	Starter	SHOT	SHOT	Electric	Electric	SHOT
	Reverse	RER	RER	RER	RER	RER
	Windshield height (in.)	Optional	Optional	Optional	Optional	Optional
GAUGE	Type	4.5 in. digital 10.25 in. touchscreen (opt.)	4.5 in. digital	4.5 in. digital	4.5 in. digital	4.5 in. digital 10.25 in. touchscreen (opt.)
SUSPENSION	Front suspension	RAS 3	RAS 3	RAS 3	RAS 3	RAS 3
	Front shock	KYB Pro 36 EA-3 with lightweight springs	KYB 36	KYB 36	Motion Control (Neo) KYB 36 (Neo+)	KYB Pro 40 EA-3 w/ lightweight springs
	Rear suspension	tMotion XT with adjustable limiter strap	tMotion X	tMotion X	Neo	tMotion XT
	Center shock	KYB 36 Plus with lightweight spring	KYB 36	KYB 36	Torsion spring	KYB Pro 40 EA-3 w/ lightweight spring
	Rear shock	KYB Pro 36 EA-3	KYB 36	KYB 36	Motion Control	KYB Pro 40 EA-3
ROTAX ENGINE	Engine	850 E-TEC Turbo R 850 E-TEC	850 E-TEC	850 E-TEC 600R E-TEC	600 EFI – 85 600 EFI – 55	850 E-TEC Turbo R 850 E-TEC
	Fuel tank (L / US gal)	36 / 9.5	36 / 9.5	36 / 9.5	36 / 9.5	36 / 9.5
TRACK	Length x Width x Profile (in.)	PowderMax† X-Light 154 x 16 x 3.0 165 x 16 x 3.0	PowderMax† II with FlexEdge: 146 x 16 x 2.5 PowderMax† X-Light with FlexEdge: 154 x 16 x 3.0	PowderMax II with FlexEdge: 146 x 16 x 2.5 PowderMax Light with FlexEdge: 154 x 16 x 2.5	Cobra with FlexEdge (Neo): 146 x 14 x 1.6 Hurricane with FlexEdge (Neo+): 146 x 15 x 1.75	PowderMax: 146 x 15 x 2.5 PowderMax† X-Light: 154 x 15 x 3.0
OVERALL DIMENSIONS (mm/in.)	Ski stance	864/34 [adjustable]	864/34 [adjustable]	930/36 [adjustable]	864/34 [adjustable]	930/36 [adjustable]
	Length	3,188/125.5 (154 in.) 3,299/129.9 (165 in.)	3,058 / 120.4 (146 in.) 3,188 / 125.5 (154 in.)	3,208/122.4 (146 in.) 3,318/130.6 (154 in.)	3,174/125	3,058/120.4 (146 in.) 3,188/125.5 (154 in.)
	Width	1,024/40.3 [adjustable]	1,024/40.3 [adjustable]	1,073/42.2 [adjustable]	1,024/40.3 [adjustable]	1,073/42.2 [adjustable]
	Height	1,306/51.4	1,395/54.9	1,395/54.9	1,095/43	1,395/54.9
ESTIMATED DRY WEIGHT	By engine (kg)	850 E-TEC Turbo R: 207.3 (154 in.) 210 (165 in.) 850 E-TEC: 198.2 (154 in.) 201.4 (165 in.)	850 E-TEC: 204.1 (146 in.) 201.9 (154 in.)	850 E-TEC: 203.7 (146 in.) 201.9 (154 in.) 600R E-TEC: 196.9 (146 in.) 195 (154 in.)	600 EFI – 85: 213.7 (Neo+) 600 EFI – 55: 190.5 (Neo)	850 E-TEC Turbo R: 212.3 (146 in.) 210 (154 in.) 850 E-TEC: 203.2 (146 in.) 201.4 (154 in.)

# COMPARATIVE CHART

CROSSOVER							
BACKCOUNTRY			EXPEDITION				
							
X-RS	ADRENALINE	SPORT	XTREME	SE	LE	SPORT	
Flare Yellow Black	Black	Neo Yellow	Flare Yellow	Dusty Navy Black	Catalyst Grey Black	Neo Yellow	
REV Gen5	REV Gen5	REV Gen4	REV Gen4	REV Gen4	REV Gen4	REV Gen4	
Premium high-performance LED	High-performance LED	Halogen	Halogen	Halogen	Halogen	Halogen	
Pilot DS 2 [39 in.]	Pilot DS 2	Pilot DS 2	Pilot DS 3	Pilot 7.4	Pilot 7.4	Pilot DS 2	
Trail narrow	Trail narrow	Trail narrow compact	WideTrack 1-up	WideTrack 2-up	WideTrack 2-up	Trail wide 2-up seat LinQ Passenger Backrest	
Standard with J-hooks/ Transparent handguards	Standard with J-hooks/ Transparent handguards	Standard with J-hooks	Standard with J-hooks/Grab handle/ Flexible handguards	Standard with J-hooks/Grab handle	Standard with J-hooks/Grab handle	Standard with J-hooks	
850 E-TEC: Electric, 850 E-TEC Turbo R: SHOT	Electric	Electric	Electric	Electric	Electric	Electric	
RER	RER	RER	RER (850 E-TEC) Electro-mechanical (Turbo R)	Electro-mechanical	Electro-mechanical	Mechanical	
Ultra-low	Low	Low	Low	Ultra-high with mirrors	Ultra-high with mirrors	Ultra-high	
7.2 in. digital 10.25 in. touchscreen (opt., std on Turbo R)	4.5 in. digital	4.5 in. digital	4.5 in. digital	7.2 in. digital 7.8 in. wide LCD color (opt.)	4.5 in. digital	4.5 in. digital	
RAS X [39 in.]	RAS X	RAS X	RAS X	RAS X	RAS X	RAS X	
KYB Pro 36 EA-3	KYB 36	Motion Control	KYB 36 Plus	KYB 36	KYB 36	Motion Control	
cMotion X	cMotion X	cMotion	SC-5U	SC-5U	SC-5U	SC-5U	
KYB Pro 40 EA-3	KYB 36	Motion Control	KYB 36 Plus	KYB 36	KYB 36	Motion Control	
KYB Pro 40 EA-3	KYB 36	KYB 36	KYB Pro 36	ACS (Air Control Suspension)	KYB 36	KYB 36	
850 E-TEC Turbo R 850 E-TEC	600R E-TEC	600 EFI	850 E-TEC 900 ACE Turbo R	900 ACE Turbo R	900 ACE	900 ACE	
36/9.5	36/9.5	36/9.5	42/11.1	42/11.1	42/11.1	36/9.5	
PowderMax: 146 x 16 x 2.0 154 x 16 x 2.5	PowderMax: 146 x 16 x 2.0	PowderMax: 146 x 16 x 2.0	Cobra WT: 154 x 20 x 1.8	Silent Cobra WT: 154 x 20 x 1.5 Silent Ice Cobra WT: 154 x 20 x 1.5 opt.	Silent Cobra WT: 154 x 20 x 1.5 Silent Cobra SWT: 154 x 24 x 1.5 opt.	Charger: 154 x 18 x 1.5	
1,000/39 (adjustable)	1,000/39 (adjustable)	1,000/39 (adjustable)	1,000/39 (adjustable)	1,000/39 (adjustable)	1,000/39 (adjustable)	1,000/39 (adjustable)	
3,174/125 [146 in.] 3,284/129.3 [154 in.]	3,174/125	3,174/125	3,293/129.6	3,256/128.2	3,256/128.2	3,309/130.3	
1,160 / 45.7 (adjustable, 39 in.)	1,160/45.7 (adjustable)	1,160/45.7 (adjustable)	1,140 to 1,180/ 44.9 to 46.5	1,200 to 1,240/ 47.7 to 48.8	1,200 to 1,240/ 47.7 to 48.8	1,140 to 1,180/ 44.9 to 46.5	
1,283/50.5	1,283/50.5	1,283/50.5	1,280/50.4	1,513/59.6	1,513/59.6	1,513/59.6	
850 E-TEC Turbo R: 226.8 [146 in.] 850 E-TEC: 215.5 [146 in.] 218.6 [154 in.]	212.3	203.2	850 E-TEC: 269 900 ACE Turbo R: 280.8	311.2	20 in. track 303.5 24 in. track 313	250.4	

# COMPARATIVE CHART

SPECIFICATIONS		UTILITY		
		TUNDRA	SKANDIC	
				
		<b>LE</b>	<b>LE</b>	<b>SPORT</b>
<b>COLOR</b>		Black	Black	Neo Yellow
<b>FEATURES</b>	<b>Platform</b>	REV Gen4	REV Gen4	REV Gen4
	<b>Headlights</b>	Halogen	Halogen	Halogen
	<b>Skis</b>	Pilot DS 2	Pilot 7.4	Pilot 7.4
	<b>Seating</b>	Trail narrow compact	WideTrack 2-up	WideTrack 1-up
	<b>Handlebar</b>	Standard with J-hooks/ Grab handle	Standard with J-hooks/ Grab handle	Standard with J-hooks
	<b>Starter</b>	Electric	Electric	Electric
	<b>Reverse</b>	RER (600 EFI) Mechanical (600 ACE)	Electro-mechanical	RER
	<b>Windshield height (in.)</b>	Medium	Ultra-high with mirrors	Medium
<b>GAUGE</b>	<b>Type</b>	4.5 in. digital	4.5 in. digital	4.5 in. digital
<b>SUSPENSION</b>	<b>Front suspension</b>	LTS	LTS	LTS
	<b>Front shock</b>	Motion Control	Motion Control	Motion Control
	<b>Rear suspension</b>	SC-5U	SC-5U	SC-5U
	<b>Center shock</b>	Motion Control	Motion Control	Motion Control
	<b>Rear shock</b>	KYB 36	KYB 36	KYB 36
<b>ROTAX ENGINE</b>	<b>Engine</b>	600 EFI 600 ACE	900 ACE	600 EFI
	<b>Fuel tank (L / US gal)</b>	36 / 9.5	42 / 11.1	42 / 11.1
<b>TRACK</b>	<b>Length x Width x Profile (in.)</b>	Charger: 154 x 16 x 1.5	Silent Cobra WT: 154 x 20 x 1.5 Silent Cobra SWT: 154 x 24 x 1.5	Utility WT: 154 x 20 x 1.25
<b>OVERALL DIMENSIONS (mm/in.)</b>	<b>Ski stance</b>	813/32	889/35	889/35
	<b>Length</b>	3,259/129.3	3,222/126.9	3,259/129.3
	<b>Width</b>	994/39.1	1,089/42.8	1,089/42.8
	<b>Height</b>	1,513/59.6	1,513/59.6	1,369/53.9
<b>ESTIMATED DRY WEIGHT</b>	<b>By engine (kg)</b>	600 EFI: 222.7 600 ACE: 233.6	20 in. track 292.6 24 in. track 302.1	254





ACCESSORIES

## // ACCESSORIES

<b>35</b>	<i>PLATFORM/ACCESSORY FIT GUIDE</i>	<b>83</b>	<i>SLEIGH, RACKS &amp; HOLDERS</i>
<b>36</b>	<i>LinQ ACCESSORIES</i>	<b>86</b>	<i>PROTECTION &amp; REINFORCEMENT</i>
<b>44</b>	<i>FUEL &amp; OIL CADDIES</i>	<b>90</b>	<i>TOE-HOLDS, FOOTRESTS &amp; KNEE PADS</i>
<b>44</b>	<i>STORAGE</i>	<b>92</b>	<i>SUSPENSION &amp; SHOCK KITS</i>
<b>55</b>	<i>SEATS &amp; BACKRESTS</i>	<b>94</b>	<i>PREFILTERS &amp; VENT KITS</i>
<b>61</b>	<i>MIRRORS</i>	<b>96</b>	<i>COOLING &amp; LUBRICATION</i>
<b>62</b>	<i>WINDSHIELDS &amp; WIND PROTECTION</i>	<b>97</b>	<i>LED LIGHTS</i>
<b>70</b>	<i>YOUTH</i>	<b>99</b>	<i>ELECTRICAL</i>
<b>71</b>	<i>HANDGUARDS &amp; HANDLEBAR</i>	<b>103</b>	<i>COVERS &amp; TRAILERING</i>
<b>74</b>	<i>ADJUSTABLE RISERS &amp; EXTENSION KITS</i>	<b>106</b>	<i>GARAGE &amp; TRUCK SLED DECKS</i>
<b>76</b>	<i>BUMPERS, HITCHES &amp; WINCHES</i>		

---

## SKI-DOO ACCESSORIES LIMITED WARRANTY\*

### // 2-YEAR ON BRP ACCESSORIES

\*Purchased at an authorized BRP dealership/distributor or on a BRP-authorized online store. Other exclusions may apply, see complete limited warranty or contact your Ski-Doo authorized dealer. Unless otherwise stipulated or required by law, this limited warranty does not apply to factory-installed accessories.

# GET THE RIGHT ACCESSORIES FOR YOUR SLED

You'll see a list of platforms like REV Gen5 and REV Gen4 (Narrow and Wide), REV-XP, REV-XS, REV-XM and REV-XU after the descriptions in this catalog—these indicators tell you which accessories fit your snowmobile.

Use this chart to find the platform you're riding and choose the right items to personalize your ride.



REV GEN5 (NARROW)



REV GEN5 (WIDE)

## 2025

MODEL	ENGINE	PLATFORM
<b>BACKCOUNTRY™</b>		
Sport	600 EFI	REV Gen4 (Narrow)
X-RS® Adrenaline®	850 E-TEC Turbo R, 600R E-TEC	REV Gen5 (Narrow)
<b>EXPEDITION®</b>		
LE 24"	All	REV Gen4 (Wide)
LE 20" SE 20" Xtreme™ 20"	All	REV Gen4 (Wide)
Sport	All	REV Gen4 (Wide)
<b>FREERIDE™</b>		
	All	REV Gen5 (Narrow)
<b>GRAND TOURING</b>		
Sport	600 ACE	REV Gen4 (Wide)
<b>MXZ®</b>		
X-RS® with Competition Package X-RS®	850 E-TEC Turbo R, 850 E-TEC, 600R E-TEC	REV Gen5 (Narrow)
Sport Neo+	600 EFI	REV Gen4 (Narrow)
<b>RENEGADE®</b>		
X-RS® Adrenaline®	900 ACE, 900 ACE Turbo R	REV Gen5 (Wide)
Sport	600 ACE	REV Gen4 (Wide)
<b>SKANDIC®</b>		
LE 24"	All	REV Gen4 (Wide)
LE 20" Sport 20"	All	REV Gen4 (Wide)
<b>SUMMIT®</b>		
Neo Neo+	600 EFI	REV Gen4 (Narrow)
X® with Expert Package Adrenaline® with Edge Package Adrenaline®	All	REV Gen5 (Narrow)
<b>TUNDRA™</b>		
LE	All	REV Gen4 (Wide)

## 2024

MODEL	ENGINE	PLATFORM
<b>BACKCOUNTRY™</b>		
Sport	600 EFI	REV Gen4 (Narrow)
X-RS® Adrenaline®	850 E-TEC, 600R E-TEC	REV Gen5 (Narrow)
<b>EXPEDITION®</b>		
LE	All	REV Gen4 (Wide) 24"
LE SE Xtreme™	All	REV Gen4 (Wide) 20"
Sport	All	REV Gen4 (Wide)
<b>FREERIDE™</b>		
	All	REV Gen5
<b>GRAND TOURING</b>		
Sport	900 ACE, 600 ACE	REV Gen4 (Wide)
<b>MXZ®</b>		
X-RS® with Competition Package X-RS®	850 E-TEC Turbo R, 850 E-TEC, 600R E-TEC	REV Gen5 (Narrow)
Sport Neo Neo+	600 EFI	REV Gen4 (Narrow)
<b>RENEGADE®</b>		
X-RS® Adrenaline®	900 ACE, 900 ACE Turbo R	REV Gen5 (Wide)
Sport	600 ACE	REV Gen4 (Narrow)
<b>SKANDIC®</b>		
LE	All	REV Gen4 (Wide) 24"
LE Sport	All	REV Gen4 (Wide) 20"
<b>SUMMIT®</b>		
Neo Neo+	600 EFI	REV Gen4 (Narrow)
X® with Expert Package Adrenaline® with Edge Package Adrenaline®	All	REV Gen5
<b>TUNDRA™</b>		
LE Sport	All	REV Gen4 (Wide)

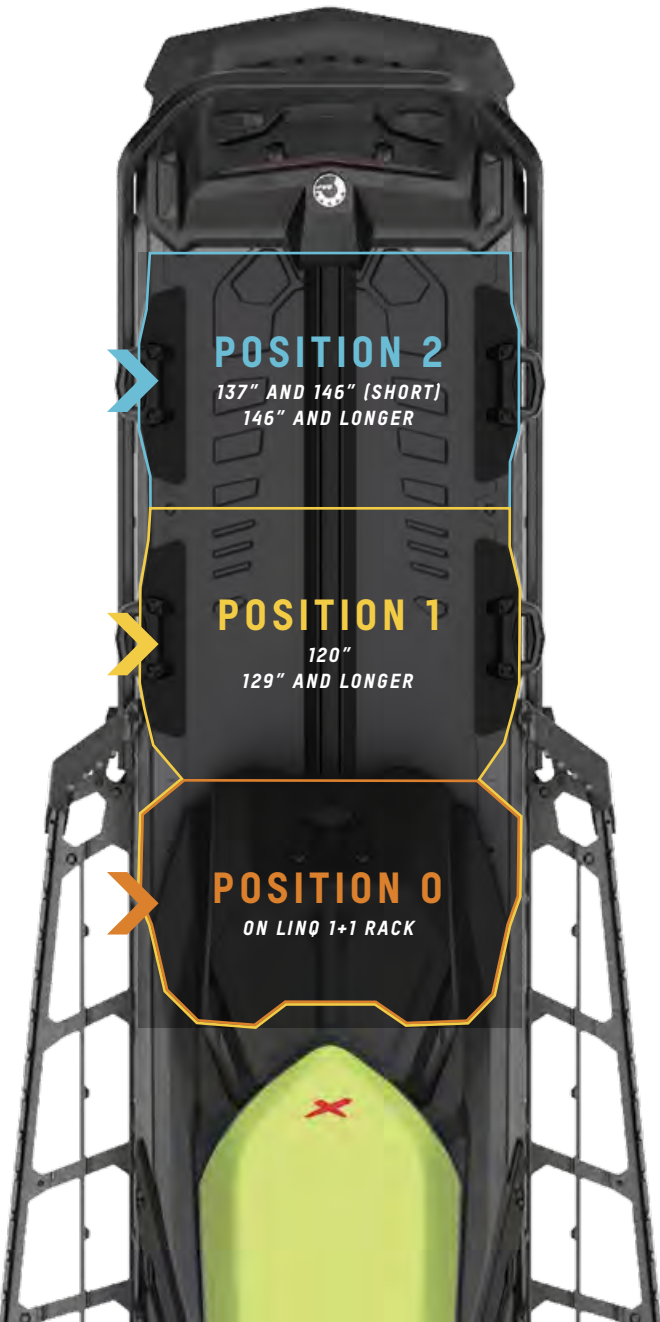
# LinQ SYSTEM ACCESSORIES

## // FAST, EASY AND SECURE

A BRP EXCLUSIVE, LinQ IS A TOOLLESS SYSTEM FOR NEAR-INSTANT INSTALLATION OF ACCESSORIES.

- LinQ accessories to transform your machine to fit the moment.
- No tools needed: quickly install and remove accessories by hand.
- Stylish, fully integrated solution to your cargo needs.
- Sturdy mounting system that holds up in every terrain.

### 16 INCH TUNNEL POSITIONS



LinQ is the industry standard in fast, secure and easy accessory attachment. Here's how you can use multiple LinQ items together to create the perfect ride.

SIMPLE LinQ		LinQ OIL CADDY – 3.78 L 860202445
		LinQ FUEL CADDY – 11 L 860202247
		LinQ STACKABLE FUEL CADDY – 14.5 L 860202246
		LinQ FUEL CADDY – 20 L 715007822
		LinQ SPORT BAG – 17 L 860202447
		LinQ SR21 TUNNEL BAG – 21 L 860202449
		LinQ DEEP SNOW PRO LIGHTWEIGHT BAG – 26 L 860202620
		LinQ DEEP SNOW BAG – 26 L 860202787
		LinQ DEEP SNOW PRO BAG – 30 L 860202456
		LinQ TRAIL PRO BAG – 30 L 860201986
		LinQ ROLL-TOP BAG – 40 L 715008110
		LinQ URBAN BAG – 40 L 219401026
		LinQ MODULAR CARGO BOX – 10 L 715005494
		LinQ THERMAL BOX – 16 L 219400964
	LinQ TOOL BOX – 19 L 715008111	
	LinQ UNIVERSAL RACK 860202208	

**16 INCH – REV GEN5 AND REV GEN4 VEHICLE TUNNEL CONFIGURATIONS**

	POSITION 0	POSITION 1		POSITION 2		ON TOP OF LINQ STACKABLE FUEL CADDY – 14.5 L	FIT BEHIND POSITION 1 ACCESSORY ON THE POSITION 2
	ON LINQ 1+1 RACK	120"	129" AND LONGER	137" AND 146" (SHORT)	146" AND LONGER		
	NO	YES	YES	YES	YES	YES	860202445 860202456 860201986 860202620 860202451 860202208
	NO	YES	YES	EXCEEDS MAX CAPACITY		NO	860202445 860202451 860202208
	NO	YES	YES	EXCEEDS MAX CAPACITY		NO	860202445 860202451 860202447 860202208
	EXCEEDS MAX CAPACITY	EXCEEDS MAX CAPACITY		EXCEEDS MAX CAPACITY		EXCEEDS MAX CAPACITY	EXCEEDS MAX CAPACITY
	YES	YES	YES	YES	YES	YES	860202445 860202456 860201986 860202620 860202451 860202447 860202208
	YES	YES	YES*	YES	YES	YES*	860202445
	YES	NO	YES	NO	YES	YES	860202445 860202451 860202447
	YES	NO	YES	NO	YES	YES	860202445 860202451 860202447
	YES	NO	YES	NO	YES	YES	860202445 860202451 860202447
	YES	NO	YES	NO	YES	YES	860202445 860202451 860202447
	YES	NO	YES	NO	YES	YES*	NO
	YES	NO	YES	NO	YES	YES*	860202445 860202456 860201986 860202620 860202451 715005494 860202447 860202208
	NO	NO	YES	NO	YES	NO	860202445 860202456 860201986 860202620 860202451 860202447 860202208
	NO	NO	YES*	EXCEEDS MAX CAPACITY		NO	860202445 860202451 860202447 860202208
	NO	NO	YES*	EXCEEDS MAX CAPACITY		NO	860202445 860202456 860201986 860202620 860202451 860202447 860202208
	NO	YES	YES	YES	YES	NO	860202445 860202456 860201986 860202620 860202451 715008110 715005494 860202449 860202447 219401026 860202208


\*Not compatible with 1+1 Rack and Trail LinQ 1+1 Seat with Backrest. See more on next pages.



# STACKABLE LinQ DECK ACCESSORY COMPATIBILITY CHART

Level up and double your storage with the Stackable LinQ Deck. Carries up to 50 lb. (22 kg) of gear by duplicating positions 1 and 2 of the tunnel area 14.75" (375 mm) above it. The composite construction uses steel, aluminum and polypropylene in a robust design for long life. When the secure latch system is released the deck is held open by a gas strut for easy access to the cargo below it. Depending on seat configuration, accessories can be left on the deck when opening.

## 20" AND 24" TUNNEL POSITIONS ON MULTI LinQ PLATE



DOUBLE LinQ		LinQ SLIM WATERPROOF TUNNEL BAG - 26 L 860202451
		LinQ ADVENTURE TUNNEL BAG - 40 L 860202444
		LinQ CARGO BOX - 40 L 860202442
		LinQ CARGO BOX - 62 L 860202446
		LinQ ADVENTURE CARGO BOX - 90 L 860202448
EDGE MOUNT		LinQ SNOWBOARD/SKI RACK 860202741
		LinQ SADDLEBAG - 23 L 860202621

SIMPLE LinQ		LinQ OIL CADDY - 3.78 L 860202445
		LinQ FUEL CADDY - 11 L 860202247
		LinQ STACKABLE FUEL CADDY - 14.5 L 860202246
		LinQ FUEL CADDY - 20 L 715007822
		LinQ SPORT BAG - 17 L 860202447
		LinQ SR21 TUNNEL BAG - 21 L 860202449
		LinQ DEEP SNOW PRO LIGHTWEIGHT BAG - 26 L 860202620
	LinQ DEEP SNOW PRO BAG - 30 L 860202456	

**16 INCH – REV GEN5 AND REV GEN4 VEHICLE TUNNEL CONFIGURATIONS**

	POSITION 0 ON LINQ 1+1 RACK	POSITION 1		POSITION 2		ON TOP OF LINQ STACKABLE FUEL CADDY – 14.5 L	FIT BEHIND POSITION 1 ACCESSORY ON THE POSITION 2
		120"	129" AND LONGER	137" AND 146" (SHORT)	146" AND LONGER		
	NO	YES	YES	YES	YES	NO	NO
	NO	YES	YES	YES	YES	NO	NO
	NO	YES	YES	YES	YES	NO	NO
	NO	YES	YES	YES	YES	NO	NO
	NO	YES	YES	YES	YES	NO	NO
	NO	NO	YES	YES	YES	NO	NO
	NO	YES	YES	NO	NO	NO	NO

**20 AND 24 INCH – REV GEN5 AND REV GEN4 VEHICLE TUNNEL CONFIGURATIONS**

FULL WEIGHT CAPACITY		On LinQ Rear Cargo Rack (860201800)	On Multi LinQ Plate			On Stackable LinQ Deck		FIT BEHIND POSITION 1 ACCESSORY ON THE POSITION 2	
			POSITION 0	POSITION 1	POSITION 2 283 MM AND 350 MM	POSITION 1	POSITION 2 283 MM AND 350 MM	283 MM	350 MM
kg	lb								
7.4	16.4	NO	YES	YES	YES	YES	860202445 860202456 860201986 860202620 860202451 860202208	All	
12.7	28.1	NO	NO	YES	YES	YES	860202445 860202451 860202208	All except 860202449	
19.2	42.4	NO	YES	YES	YES	YES	860202445 860202451 860202447 860202208	All except 860202247 and 860202449	
21.7	47.8	NO	YES	YES	YES	YES	NO	All	
4	8.8	YES	YES	YES	YES	YES	860202445 860202456 860201986 860202620 860202451 860202447 860202208	All	
4.2	9.3	NO	NO	YES	YES	YES	860202445	860201774 860202445 860202456 860201986 860202620 860202447 860202208	
6.3	13.8	YES	YES	YES	YES	YES	860202445 860202451 860202447	All	
6.3	13.8	YES	YES	YES	YES	YES	860202445 860202451 860202447	All	

\*Not compatible with 1+1 Rack and Trail LinQ 1+1 Seat with Backrest.  
See more on next pages.

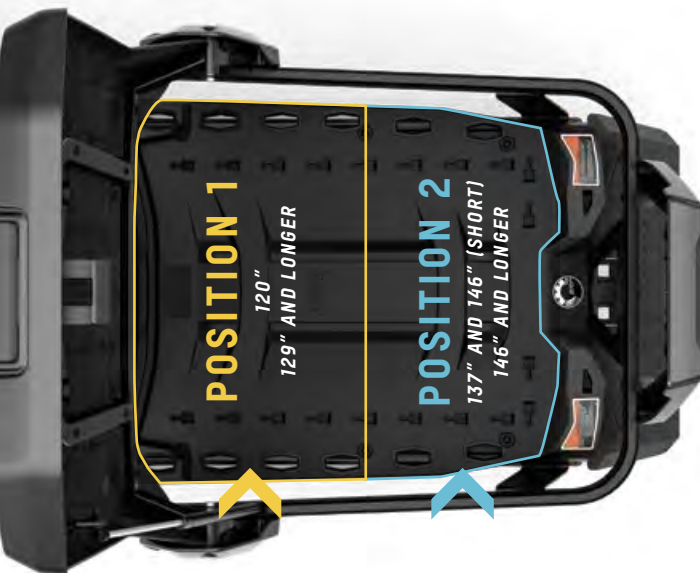
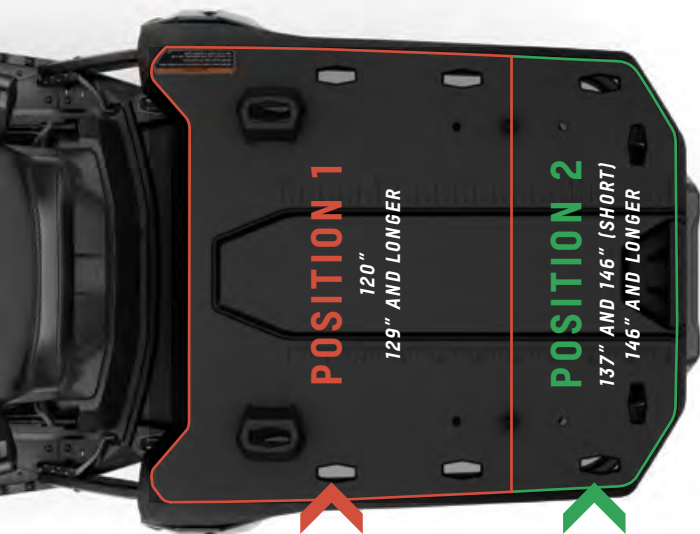


# STACKABLE LinQ DECK ACCESSORY COMPATIBILITY CHART

**Important:**

- Top Deck maximum weight capacity: 50 lb (22 kg)
- Top + bottom maximum weight capacity: 100 lb (44 kg) total
- Loading recommendation: Always position the heaviest accessory closer to the front in position 1 under the deck. The lightest accessories on top of the deck.
- We recommend changing the stock rear springs for stiffer springs when installing the Stackable LinQ Deck

## 20" AND 24" TUNNEL POSITIONS ON STACKABLE LINQ DECK



SIMPLE LinQ		<b>LinQ TRAIL PRO BAG – 30 L</b> 860201986
		<b>LinQ ROLL-TOP BAG – 40 L</b> 715008110
		<b>LinQ URBAN BAG – 40 L</b> 219401026
		<b>LinQ MODULAR CARGO BOX – 10 L</b> 715005494
		<b>LinQ THERMAL BOX – 16 L</b> 219400964
		<b>LinQ TOOL BOX – 19 L</b> 715008111
		<b>LinQ UNIVERSAL RACK</b> 860202208
DOUBLE LinQ		<b>LinQ SLIM WATERPROOF TUNNEL BAG – 26 L</b> 860202451
		<b>LinQ ADVENTURE TUNNEL BAG – 40 L</b> 860202444
		<b>LinQ CARGO BOX – 40 L</b> 860202442
		<b>LinQ CARGO BOX – 62 L</b> 860202446
		<b>LinQ ADVENTURE CARGO BOX – 90 L</b> 860202448
EDGE MOUNT		<b>LinQ AXE HOLDER</b> 860201854
		<b>CHAIN SAW HOLDER</b> 860201827
		<b>LinQ ICE AUGER HOLDER</b> 860201828
		<b>MULTI-MOUNT HD 2500 WINCH</b> 860202331



**20 AND 24 INCH – REV GEN5 AND REV GEN4 VEHICLE TUNNEL CONFIGURATIONS**

FULL WEIGHT CAPACITY		On LinQ Rear Cargo Rack (860201800)	On Multi LinQ Plate		On Stackable LinQ Deck		FIT BEHIND POSITION 1 ACCESSORY ON THE POSITION 2	
		POSITION 0	POSITION 1	POSITION 2 283 MM AND 350 MM	POSITION 1	POSITION 2 283 MM AND 350 MM	283 MM	350 MM
kg	lb							
6.3	13.8	YES	YES	YES	YES	YES	860202445 860202451 860202447	All
6.1	13.5	NO	YES	YES	YES	YES	NO	860201774 860202445 860202456 860201986 860202447 860202208
6.9	15.3	NO	YES	YES (except 350 mm)	YES	YES	860202445 860202456 860201986 860202620 860202451 715005494 860202447 860202208	All
12	26.4	NO	YES	YES	YES	YES	860202445 860202456 860201986 860202620 860202451 860202447 860202208	All
19.9	43.8	NO	YES	YES (except 350 mm)	YES	YES	860202445 860202451 860202447 860202208	All
12.1	26.6	NO	YES	YES	YES	YES	860202445 860202456 860201986 860202620 860202451 860202447 860202208	All
15.8	37.6	NO	YES	YES	YES	YES	860202445 860202456 860201986 860202620 860202451 715008110 715005494 860202449 860202447 219401026 860202208	All
5.2	11.5	NO	YES	YES	YES	YES	NO	NO
7.7	17	NO	YES	YES	YES	YES	NO	NO
17.8	38.9	NO	YES**	YES**	YES	YES	NO	NO
19.8	43.7	NO	YES**	YES**	YES	YES	NO	NO
23.5	51.8	NO	YES**	YES**	EXCEEDS MAX CAPACITY	EXCEEDS MAX CAPACITY	NO	NO
58.2	128.3	NO	YES**	YES**	EXCEEDS MAX CAPACITY	EXCEEDS MAX CAPACITY	NO	NO
0.4 + AXE WEIGHT	0.9 + AXE WEIGHT	SIDE ACCESSORY	BOTH SIDES	BOTH SIDES	BOTH SIDES	BOTH SIDES		
4.4 + CHAINSAW WEIGHT	9.7 + CHAINSAW WEIGHT	REAR ACCESSORY	REAR**	REAR**	REAR**	REAR**		
4.4 + AUGER WEIGHT	9.7 + AUGER WEIGHT	SIDE ACCESSORY	RIGHT SIDE	RIGHT SIDE	RIGHT SIDE	RIGHT SIDE		
13.1	29	SIDE ACCESSORY	LEFT SIDE	LEFT SIDE	LEFT SIDE	LEFT SIDE		

\*\*Not compatible with Stackable LinQ Deck



# LinQ ACCESSORY REQUIREMENT CHART

COMPATIBILITY / REQUIREMENTS			
REV GEN5, REV GEN4 16"		REV GEN4 20" - 24"*	
2022 AND UP	2021 AND PRIOR	2025 AND PRIOR	

## LinQ ACCESSORIES WITH 16" BASE

LinQ anchors mounted 16 inches apart, center-to-center.  
Can be used on Can-Am ATV and SSV vehicles, Sea-Doo watercraft and Ski-Doo snowmobiles.

LinQ OIL CADDY – 3.78 L 860202445	LinQ Cargo Base Kit <b>860201806</b> <i>(for installation on LinQ Stackable Fuel Caddy or on stackable LinQ accessories)</i>	LinQ Cargo Base Kit <b>860201806</b> <i>(for installation on tunnel or on stackable LinQ accessories)</i>	LinQ Cargo Base Kit <b>860202482</b> <i>(for installation on tunnel) or 860201806</i> <i>(for installation on stackable LinQ accessories)</i>
LinQ FUEL CADDY – 11 L 860202247	No further requirements	LinQ Cargo Base Kit <b>860201806</b> <i>(for installation on tunnel)</i>	LinQ Cargo Base Kit <b>860202482</b> <i>(for installation on tunnel)</i>
LinQ STACKABLE FUEL CADDY – 14.5 L 860202246			
LinQ FUEL CADDY – 20 L 715007822	Not compatible	Not compatible	
LinQ SPORT BAG – 17 L 860202447	LinQ Cargo Base Kit <b>860201806</b> <i>(for installation on LinQ Stackable Fuel Caddy or on stackable LinQ accessories)</i>	LinQ Cargo Base Kit <b>860201806</b> <i>(for installation on tunnel or on stackable LinQ accessories)</i>	LinQ Cargo Base Kit <b>860202482</b> <i>(for installation on tunnel) or 860201806</i> <i>(for installation on stackable LinQ accessories)</i>
LinQ SR 21 TUNNEL BAG – 21 L 860202449	LinQ Cargo Base Kit <b>860201806</b> <i>(for installation on LinQ Stackable Fuel Caddy or on stackable LinQ accessories)</i>	LinQ Cargo Base Kit <b>860201806</b> <i>(for installation on tunnel or on stackable LinQ accessories)</i>	LinQ Cargo Base Kit <b>860202482</b> <i>(for installation on tunnel) or 860201806</i> <i>(for installation on stackable LinQ accessories)</i>
LinQ DEEP SNOW PRO LIGHTWEIGHT BAG – 26 L 860202620	LinQ Cargo Base Kit <b>860201806</b> <i>(for installation on LinQ Stackable Fuel Caddy or on stackable LinQ accessories)</i>	LinQ Cargo Base Kit <b>860201806</b> <i>(for installation on tunnel or on stackable LinQ accessories)</i>	LinQ Cargo Base Kit <b>860202482</b> <i>(for installation on tunnel) or 860201806</i> <i>(for installation on stackable LinQ accessories)</i>
LinQ DEEP SNOW BAG – 26 L 860202787	LinQ Cargo Base Kit <b>860201806</b> <i>(for installation on LinQ Stackable Fuel Caddy or on stackable LinQ accessories)</i>	LinQ Cargo Base Kit <b>860201806</b> <i>(for installation on tunnel or on stackable LinQ accessories)</i>	LinQ Cargo Base Kit <b>860202482</b> <i>(for installation on tunnel) or 860201806</i> <i>(for installation on stackable LinQ accessories)</i>
LinQ SLIM WATERPROOF TUNNEL BAG – 26 L 860202451	No further requirements	LinQ Cargo Base Kit 2 X <b>860201806</b> <i>(for installation on tunnel)</i>	LinQ Cargo Base Kit 2x <b>860202482</b> <i>(for installation on tunnel)</i>
LinQ DEEP SNOW PRO BAG – 30 L 860202456	LinQ Cargo Base Kit <b>860201806</b> <i>(for installation on LinQ Stackable Fuel Caddy or on stackable LinQ accessories)</i>	LinQ Cargo Base Kit <b>860201806</b> <i>(for installation on tunnel or on stackable LinQ accessories)</i>	LinQ Cargo Base Kit <b>860202482</b> <i>(for installation on tunnel) or 860201806</i> <i>(for installation on stackable LinQ accessories)</i>
LinQ TRAIL PRO BAG – 30 L 860201986			
LinQ ROLL-TOP BAG – 40 L 715008110	LinQ Cargo Base Kit <b>860201806</b> <i>(for installation on LinQ Stackable Fuel Caddy or on stackable LinQ accessories)</i>	LinQ Cargo Base Kit <b>860201806</b> <i>(for installation on tunnel or on stackable LinQ accessories)</i>	LinQ Cargo Base Kit <b>860202482</b> <i>(for installation on tunnel) or 860201806</i> <i>(for installation on stackable LinQ accessories)</i>
LinQ URBAN BAG – 40 L 219401026	LinQ Cargo Base Kit <b>860201806</b> <i>(for installation on LinQ Stackable Fuel Caddy or on stackable LinQ accessories)</i>	LinQ Cargo Base Kit <b>860201806</b> <i>(for installation on tunnel or on stackable LinQ accessories)</i>	LinQ Cargo Base Kit <b>860202482</b> <i>(for installation on tunnel) or 860201806</i> <i>(for installation on stackable LinQ accessories)</i>
LinQ ADVENTURE TUNNEL BAG – 40 L 860202444	No further requirements	LinQ Cargo Base Kit 2 X <b>860201806</b> <i>(for installation on tunnel)</i>	LinQ Cargo Base Kit 2x <b>860202482</b> <i>(for installation on tunnel)</i>
LinQ MODULAR CARGO BOX – 10 L 715005494		LinQ Cargo Base Kit <b>860201806</b> <i>(for installation on tunnel)</i>	LinQ Cargo Base Kit <b>860202482</b> or <b>860201806</b> <i>(for installation on tunnel)</i>
LinQ THERMAL BOX – 16 L 219400964		LinQ Cargo Base Kit <b>860201806</b> <i>(for installation on tunnel)</i>	LinQ Cargo Base Kit <b>860202482</b> <i>(for installation on tunnel)</i>
LinQ TOOL BOX – 19 L 715008111			
LinQ CARGO BOX – 40 L 860202442			
LinQ CARGO BOX – 62 L 860202446		LinQ Cargo Base Kit 2 X <b>860201806</b> <i>(for installation on tunnel)</i>	LinQ Cargo Base Kit 2x <b>860202482</b> <i>(for installation on tunnel)</i>
LinQ ADVENTURE CARGO BOX – 90 L 860202448			
SLIM TUNNEL BAG WITH SOFT STRAPS – 15 L 860202440		LinQ Cargo Base Kit 2 X <b>860201806</b> <i>(for installation on tunnel)</i>	LinQ Cargo Base Kit 2x <b>860202482</b> <i>(for installation on tunnel)</i>
LinQ SNOWBOARD/SKI RACK 860202741		LinQ Cargo Base Kit <b>860201806</b> <i>(for installation on tunnel)</i>	Not compatible
TUNNEL BACKPACK WITH LinQ SOFT STRAP – 28 L 860200939		LinQ Cargo Base Kit 2 X <b>860201806</b> <i>(for installation on tunnel)</i>	LinQ Cargo Base Kit 2x <b>860202482</b> <i>(for installation on tunnel)</i>

## LinQ RACKS & HOLDERS

LinQ UNIVERSAL RACK 860202208	No further requirements	LinQ Cargo Base Kit <b>860201806</b> <i>(for installation on tunnel)</i>	LinQ Cargo Base Kit <b>860202482</b> <i>(for installation on tunnel)</i>
LinQ TOOL HOLDER 860201846			

\*Skandic Sport 2022 and 2021 may have specific requirements. Please refer to product descriptions.

COMPATIBILITY / REQUIREMENTS			
	RADIAN LYNX	REV-XM, REV-XS, REV-XP, REV-XU 16"	REV-XU 20" - 24"
2022 AND UP			
	LinQ Cargo Base Kit <b>860201806</b> <i>(for installation on LinQ Stackable Fuel Caddy or on stackable LinQ accessories)</i>	LinQ Cargo Base Kit <b>860201806</b>	LinQ Adaptor Plate <b>860200945</b> and LinQ Cargo Base Kit <b>860201806</b>
	No further requirements	LinQ Cargo Base Kit <b>860201806</b> and Shim Kit <b>860201432</b>	
	Not compatible	Not compatible	
	LinQ Cargo Base Kit <b>860201806</b> <i>(for installation on LinQ Stackable Fuel Caddy or on stackable LinQ accessories)</i>	LinQ Cargo Base Kit <b>860201806</b> <i>(Not compatible with REV-XU)</i>	Not compatible
	LinQ Cargo Base Kit <b>860201806</b> <i>(for installation on LinQ Stackable Fuel Caddy or on stackable LinQ accessories)</i>	LinQ Cargo Base Kit <b>860201806</b> and Shim Kit <b>860201432</b>	LinQ Adaptor Plate <b>860200945</b> and LinQ Cargo Base Kit <b>860201806</b>
	LinQ Cargo Base Kit <b>860201806</b> <i>(for installation on LinQ Stackable Fuel Caddy or on stackable LinQ accessories)</i>	LinQ Cargo Base Kit <b>860201806</b> and Shim Kit <b>860201432</b>	LinQ Adaptor Plate <b>860200945</b> and LinQ Cargo Base Kit <b>860201806</b>
	No further requirements	Not compatible	Not compatible
	LinQ Cargo Base Kit <b>860201806</b> <i>(for installation on LinQ Stackable Fuel Caddy or on stackable LinQ accessories)</i>	LinQ Cargo Base Kit <b>860201806</b> and Shim Kit <b>860201432</b>	LinQ Adaptor Plate <b>860200945</b> and LinQ Cargo Base Kit <b>860201806</b>
	LinQ Cargo Base Kit <b>860201806</b> <i>(for installation on LinQ Stackable Fuel Caddy or on stackable LinQ accessories)</i>	LinQ Cargo Base Kit <b>860201806</b> and Shim Kit <b>860201432</b>	LinQ Adaptor Plate <b>860200945</b> and LinQ Cargo Base Kit <b>860201806</b>
	No further requirements	Not compatible	Not compatible
	LinQ Cargo Base Kit <b>860201806</b>	LinQ Cargo Base Kit <b>860201806</b> and Shim Kit <b>860201432</b>	LinQ Adaptor Plate <b>860200945</b> and LinQ Cargo Base Kit <b>860201806</b>
	No further requirements		
	REV-XM requires LinQ Cargo Base Kit 2x <b>860201806</b> <i>(Not compatible with REV-XU, REV-XP and REV-XS)</i>		
	Not compatible		
	REV-XM requires LinQ Cargo Base Kit 2x <b>860201806</b> <i>(Not compatible with REV-XU, REV-XP and REV-XS)</i>		
	LinQ Cargo Base Kit 2x <b>860201806</b> <i>(Not compatible on REV-XS)</i>		
	No further requirements	Not compatible	
	LinQ Cargo Base Kit 2x <b>860201806</b> <i>(Not compatible on REV-XS)</i>	Not compatible	
	No further requirements	LinQ Cargo Base Kit <b>860201806</b>	Not compatible
	No further requirements	LinQ Cargo Base Kit <b>860201806</b>	LinQ Cargo Base Kit <b>860201806</b>

# FUEL & OIL CADDIES

## LinQ OIL CADDY – 3.78 L

REV Gen5, REV Gen4, XS, XM, XR, XP, XU

860202758



- 1 US gallon (3.78 liter) capacity.
- Can be used in position 1 or 2.
- Can be used on top of LinQ Stackable Fuel Caddy.
- Doesn't fit Grand Touring REV-XS.

- See table on pages 88 and 89 for requirements.

## LinQ FUEL CADDY – 3.78 L

REV Gen5, REV Gen4, XS, XM, XR, XP, XU

860201774



- 1 US gallon (3.78 liter) capacity.
- Smaller size for less weight.
- Can be used in position 1 or 2 and on top of LinQ Fuel Caddy – 14.5 L.
- Easy pour design for sleds or power tools.

- Doesn't fit Grand Touring REV-XS.

## LinQ FUEL CADDY – 11 L

REV Gen5, REV Gen4, XS, XM, XR, XP, XU

860202247



- Quick, easy and secure installation with LinQ system.
- No-spill spout for easy use.
- 3 US gallon (11 L) capacity.
- Meets the new latest Flame Mitigation Device (FMD) standard.

- Doesn't fit Grand Touring REV-XS.
- Cannot be used with Luggage Rack Reinforcement Plates (860200798).
- See table on pages 88 and 89 for requirements.

## LinQ STACKABLE FUEL CADDY – 14.5 L

REV Gen5, REV Gen4, XU, XS, XM, XR

860202246



- Quick, easy and secure installation with LinQ system.
- No-spill spout for easy use.
- 3.7 US gallon (14.5 L) capacity.
- Single LinQ tunnel bag or LinQ oil caddy stacks on top for more storage.
- Meets the new latest Flame Mitigation Device (FMD) standard.

- Cannot be used with Luggage Rack Reinforcement Plates (860200798).
- Dimensions: 13" L x 19" W x 9" H.
- See table on pages 88 and 89 for requirements.

## LinQ FUEL CADDY – 20 L

Fits all 20" and 24" tunnels

715007822



- Quick, easy and secure LinQ system installation.
- Spill-free spout for easy use.
- 5 US gallon (20 liter) capacity.
- Meets new Flame Mitigation Device (FMD) standard.
- Compatible with the Multi LinQ Plate for 20" and 24" tunnels.

- Not compatible with Ski-Doo 16" tunnels.
- Not compatible with Luggage Rack Reinforcement Plates (860200798).
- Dimensions : 12" L x 19" W x 12" H.
- See table on pages 88 and 89 for requirements.

# STORAGE

## TUNNEL STORAGE

### LinQ SPORT BAG – 17 L









REV Gen5, REV Gen4, XM, XS, XP, XR (except GTX, Grand Touring)

860202447



- 17 liter (4.5 US gallon, 1,037 cu in) capacity.
- Rigid bottom, semi-rigid top.
- Does not fit on REV-XU Tundra with a rack.

- See table on pages 88 and 89 for requirements.

<b>LinQ SR 21 TUNNEL BAG – 21 L</b>	REV Gen5, REV Gen4	<b>860202449</b>	 <ul style="list-style-type: none"> <li>• Semi-rigid expandable LinQ tunnel bag.</li> <li>• 21 liter (5.5 US gallon, 1,282 cu in) capacity.</li> <li>• Can be installed on top of LinQ Stackable Fuel Caddy or behind seat.</li> <li>• Easy one-second on/off toolless system.</li> </ul> <ul style="list-style-type: none"> <li>• See table on pages 88 and 89 for requirements.</li> </ul>
<b>NEW LinQ SADDLEBAGS – 23 L</b>	REV Gen5 (except Grand Touring), REV Gen4 16" (except Grand Touring)	<b>860202621</b>	 <ul style="list-style-type: none"> <li>• Premium semi-rigid saddlebags use an independent LinQ mounting system.</li> <li>• Installed further forward than Position 1.</li> <li>• Easy attachment and removal.</li> </ul> <ul style="list-style-type: none"> <li>• Can be used in conjunction with additional LinQ mounted accessories at the same time.</li> <li>• 6 US gallon (23 liter, 1403 cu in) total capacity.</li> <li>• Brightly colored yellow interior makes it easy to locate objects.</li> </ul>
<b>LinQ DEEP SNOW PRO LIGHTWEIGHT BAG – 26 L</b>	REV Gen5, REV Gen4 (except MXZ Neo), XU, XS, XM, XR	<b>860202620</b>	 <ul style="list-style-type: none"> <li>• Lightweight.</li> <li>• Attaches with one set of LinQ fasteners.</li> <li>• Suitable for positions 0, 1, 2 and above the LinQ Fuel Caddy – 14.5 L.</li> <li>• 6.8 US gallon (26 liter) capacity.</li> <li>• Compatible with Cover Lids 860202747, 860202132 and 860202383.</li> </ul> <ul style="list-style-type: none"> <li>• Pocket under the lid for quick and easy access.</li> <li>• Brightly colored interior makes it easy to locate objects.</li> <li>• Removable interior for easy cleaning.</li> <li>• 3 removable dividers to organize cargo.</li> <li>• See table on pages 88 and 89 for requirements.</li> </ul>
<b>DEEP SNOW PRO LIGHTWEIGHT BAG COVER LID</b>	Fits on LinQ Deep Snow Bag, LinQ Slim Weather Resistant Tunnel Bag, LinQ Deep Snow Pro Bag and LinQ Trail Pro Bag	<b>860202747</b>	 <ul style="list-style-type: none"> <li>• Replacement Lid for the LinQ Deep Snow Pro Lightweight Bag – 26 L (860202620).</li> <li>• Pocket under the lid for quick and easy access to smaller items.</li> </ul>
<b>LinQ DEEP SNOW BAG – 26 L</b>	REV Gen5, REV Gen4 (except MXZ Neo), XU, XS, XM, XR	<b>860202787</b>	 <ul style="list-style-type: none"> <li>• Lightweight.</li> <li>• Attaches with one set of LinQ fasteners.</li> <li>• Suitable for positions 0, 1, 2 and above the LinQ Fuel Caddy – 4 gallons.</li> <li>• 6.8 US Gallons (26 liter) capacity.</li> <li>• Compatible with Cover Lids 860202747, 860202132 &amp; 860202383.</li> </ul> <ul style="list-style-type: none"> <li>• Shovel Holder System on the cover.</li> <li>• Pocket under the lid for quick and easy access.</li> <li>• Brightly colored interior makes it easy to locate objects.</li> <li>• Removable interior for easy cleaning.</li> <li>• 3 removable dividers to organize cargo.</li> <li>• See table on pages 88 and 89 for requirements.</li> </ul>
<b>DEEP SNOW BAG COVER LID</b>	Fits on LinQ Deep Snow Bag, LinQ Deep Snow Pro Lightweight Bag, LinQ Deep Snow Pro Bag and LinQ Trail Pro Bag	<b>860202789</b>	 <ul style="list-style-type: none"> <li>• Replacement cover for Deep Snow Bag (860202787).</li> <li>• Improved Shovel holding system on lid.</li> <li>• Mesh pocket under the lid for easy, quick access to smaller items.</li> </ul>
<b>LinQ SLIM WATERPROOF TUNNEL BAG – 26 L</b>	REV Gen5, REV Gen4 (137" and longer)	<b>860202451</b>	 <ul style="list-style-type: none"> <li>• Rigid bottom and top design.</li> <li>• Allows storage of removable snow flap.</li> <li>• Waterproof inner roll top.</li> <li>• Shovel can be stored while assembled on top of the bag.</li> </ul> <ul style="list-style-type: none"> <li>• 16 to 26 liter (4.2 to 6.9 US gallon, 976 to 1,587 cu in) capacity.</li> <li>• Fit on the tunnel in positions 1 &amp; 2 and 2 &amp; 3.</li> <li>• See table on pages 88 and 89 for requirements.</li> </ul>
<b>LinQ DEEP SNOW PRO BAG – 30 L</b>	REV Gen5, REV Gen4 (except MXZ Neo), XU, XS, XM, XR	<b>860202456</b>	 <ul style="list-style-type: none"> <li>• Watertight (with TiZip)—our highest level of waterproofing.</li> <li>• Lightweight—uses one set of LinQ fasteners.</li> <li>• Fits positions 0, 1, 2 and on top of LinQ Fuel Caddy – 14.5 L.</li> <li>• Expandable 9 to 30 liter (2–6 US gallon, 550–1,831 cu in) capacity.</li> </ul> <ul style="list-style-type: none"> <li>• Improved Shovel Holder System.</li> <li>• Allows storage of LinQ Removable Snowflap between the bag and the cover lid (snowflap must be facing up to not hide rear light).</li> <li>• See table on pages 88 and 89 for requirements.</li> </ul>
<b>DEEP SNOW PRO BAG COVER LID</b>	Fits on LinQ Deep Snow Bag, LinQ Deep Snow Pro Lightweight Bag, LinQ Deep Snow Pro Bag and LinQ Trail Pro Bag	<b>860202132</b>	 <ul style="list-style-type: none"> <li>• Replacement cover for Deep Snow Pro Bag.</li> <li>• Improved Shovel Holder System on lid.</li> </ul> <ul style="list-style-type: none"> <li>• Mesh pocket under the lid for easy, quick access to smaller items.</li> </ul>






## TUNNEL STORAGE

<b>LinQ TRAIL PRO BAG – 30 L</b>	REV Gen5, REV Gen4 (except MXZ Neo), XU, XS, XM, XR	<b>860201986</b>	
	<ul style="list-style-type: none"> <li>Premium bag with our highest level of waterproofing.</li> <li>Watertight zipper (TiZip).</li> <li>Map holder and quick access storage compartment on lid.</li> <li>Mesh pocket under the lid for easy, quick access to smaller items.</li> <li>Brightly colored interior makes locating items easier.</li> <li>Lightweight and mounts securely using one set of LinQ anchors.</li> <li>Expandable capacity of 9 to 30 liters [2–6 US gallons, 550–1,831 cu in].</li> <li>See table on pages 88 and 89 for requirements.</li> </ul>		
<b>TRAIL PRO BAG COVER LID</b>	Fits on LinQ Slim Weather Resistant Tunnel Bag, LinQ Deep Snow Pro Bag and LinQ Trail Pro Bag	<b>860202383</b>	
	<ul style="list-style-type: none"> <li>Replacement cover for Trail Pro Bag.</li> <li>Map holder and quick access storage compartment on lid.</li> <li>Mesh pocket under the lid for easy, quick access to smaller items.</li> </ul>		
<b>LinQ ROLL-TOP BAG – 40 L</b>	REV Gen5, REV Gen4 (except MXZ Neo), XU	<b>715008110</b>	
	<ul style="list-style-type: none"> <li>Fully waterproof roll-top design secures gear tightly.</li> <li>40 liters [10.6 US gallon, 2,441 cu in] of adjustable capacity.</li> <li>Heavy-duty rigid plastic base.</li> <li>Foam-lined bottom for additional protection.</li> <li>Integrated handle for easy transportation on/off the vehicle.</li> <li>Dimensions: 14" L x 19" W x adjustable H.</li> <li>See table on pages 88 and 89 for requirements.</li> </ul>		
<b>LinQ URBAN BAG – 40 L</b>	REV Gen5, REV Gen4 (except MXZ Neo)	<b>219401026</b>	
	<ul style="list-style-type: none"> <li>Versatile LinQ storage solution with up to 40 liters [10.5 US gallons] of added storage.</li> <li>Heavy-duty construction with high-quality zippers and water resistant outer shell.</li> <li>Easy-access large roll-top opening.</li> <li>Reversible integrated flap with water-resistant storage.</li> <li>Dimensions: 23" L x 14½" W x adjustable H.</li> <li>Integrated vehicle key holder.</li> <li>Waterproof removable liner with integrated pocket and laptop storage.</li> <li>Backpack Option includes adjustable, removable shoulder system, ergo-fitted back padding and lightweight shoulder system design.</li> <li>See table on pages 88 and 89 for requirements.</li> </ul>		
<b>LinQ ADVENTURE TUNNEL BAG – 40 L</b>	REV Gen5, REV Gen4 137" and longer	<b>860202444</b>	
	<ul style="list-style-type: none"> <li>40 liter [10.6 US gallon, 2,441 cu in] capacity.</li> <li>Thermoformed hard base and semi-rigid sides and top.</li> <li>Cover can be removed for easier access.</li> <li>Multiple compartments, separators and fixation points for hooks or bungee cords.</li> <li>Inside goggle soft pocket.</li> <li>See table on pages 88 and 89 for requirements.</li> </ul>		
<b>SLIM TUNNEL BAG WITH SOFT STRAPS – 15 L</b>	137" and longer with 1-up and 2-up seats (except XU 20" and 24" and XS)	<b>860202440</b>	
	<ul style="list-style-type: none"> <li>Low profile, positioned flat on tunnel, for convenient out-of-the-way storage.</li> <li>Easy-access full wrap-around zipper.</li> <li>Top mount shovel pocket.</li> <li>15 liter [4 US gallon, 915 cu in] capacity.</li> <li>See table on pages 88 and 89 for requirements.</li> </ul>		
<b>TUNNEL BACKPACK WITH LinQ SOFT STRAP – 28 L</b>	137" and longer	<b>860200939</b> • Black <b>860200940</b> • Orange	
	<ul style="list-style-type: none"> <li>Includes a compartment for the Ski-Doo Shovel (860201919) and 2.8 m Avalanche Probe (520000408) (not included).</li> <li>Quick-disconnect system instantly transforms the bag into a backpack.</li> <li>28 liter [7.4 US gallon, 1709 cu in] capacity.</li> <li>See table on pages 88 and 89 for requirements.</li> </ul>		
<b>TUNNEL BAG – 25 L</b>	REV-XP, XR, XM, XS, XU	<b>860200826</b>	
	<ul style="list-style-type: none"> <li>Uses our cleat and bag retaining system (Patent USD607,313).</li> <li>Innovative thermoformed tunnel bag, designed for a slick look and rigid structure.</li> <li>Chassis premarked for easier installation of bag on tunnel.</li> <li>25 liter [6.6 US gallon, 1,526 cu in] capacity.</li> </ul>		

<b>MODULAR TUNNEL BAG EXTENSION – 38 L</b>	REV-XR GTX and Grand Touring, REV-XS Grand Touring	<b>860200173*</b>	
	<ul style="list-style-type: none"> <li>• Versatile multi-configuration bag.</li> <li>• Use alone, with or without Fuel Caddy, or with Semi-Rigid Tunnel Bag (860200174).</li> <li>• Installs horizontally or vertically and removes easily.</li> <li>• 38 liter [10 US gallon, 2,319 cu in] capacity.</li> </ul>		
<b>TUNNEL BAG – 40 L</b>	REV-XP, XR, XS, XM, XU Tundra	<b>860200824</b>	
	<ul style="list-style-type: none"> <li>• Includes a compartment for the Ski-Doo Shovel (860201919) (not included).</li> <li>• Chassis premarked for easier installation of bag on tunnel.</li> <li>• 40 liter [10.6 US gallon, 2,441 cu in] capacity.</li> <li>• Extension provides more cargo space when required.</li> </ul>		
<b>CARGO BAG – 80 L</b>	REV Gen5, REV Gen4, XM, XP, XU, Backcountry, Freeride, Renegade, Summit, Tundra, 137" and up	<b>860200801</b>	
	<ul style="list-style-type: none"> <li>• Rugged all-purpose utility design.</li> <li>• Sealed PVC construction.</li> <li>• 80 liter [21 US gallon, 4,882 cu in] capacity.</li> <li>• Integrated attachment system.</li> <li>• Includes rain cover for added resistance to the elements.</li> <li>• Can also double as travel/duffle bag.</li> </ul>		
<b>EXTRA LARGE XU BAG – 150 L</b>	REV-XU Skandic, XU Expedition	<b>860201179*</b>	
	<ul style="list-style-type: none"> <li>• Extra large 150 liter [40 US gallon, 9,154 cu in] capacity bag shaped to fit utility model racks.</li> <li>• Weather-resistant polyester, includes compartment organizer.</li> </ul>		
<b>LinQ MODULAR CARGO BOX – 10 L</b>	REV Gen5, REV Gen4 (except MXZ Neo)	<b>715005494</b>	
	<ul style="list-style-type: none"> <li>• 10 liter [2.6 gallons] of hard-sided modular storage capacity.</li> <li>• Heavy duty construction with weather-resistant sealed lid.</li> <li>• Stackable with single LinQ bag or additional modular boxes for the ideal storage solution.</li> <li>• Dimensions: 19" L x 12½" W x 5" H.</li> <li>• See table on pages 88 and 89 for requirements.</li> </ul>		
<b>LinQ THERMAL BOX – 16 L</b>	REV Gen5, REV Gen4 (except MXZ Neo), XM, XS, XP, XU (except Grand Touring)	<b>219400964</b>	
	<ul style="list-style-type: none"> <li>• Rotomolded design with 16 liter [4.2 US gallon, 976 cu in] capacity.</li> <li>• High quality foam insulation for optimal performance hot or cold.</li> <li>• Does not fit with 1+1 backrest.</li> <li>• Can contain twenty 355 ml cans.</li> <li>• Exterior dimensions: 13" L x 20" W x 10" H.</li> <li>• Interior dimensions: 9" L x 17" W x 7" H.</li> <li>• See table on pages 88 and 89 for requirements.</li> </ul>		
<b>LinQ TOOL BOX – 19 L</b>	REV Gen5, REV Gen4 (except MXZ Neo), XU, XM, XS, XP	<b>715008111</b>	
	<ul style="list-style-type: none"> <li>• 19 liter [5 US gallon, 1,160 cu in] capacity.</li> <li>• Weather-resistant design features a sealed cover.</li> <li>• See table on pages 88 and 89 for requirements.</li> </ul>		
<b>CENTER CARGO BOX – 20 L</b>	REV-XU Skandic and Expedition	<b>860200732*</b>	
	<ul style="list-style-type: none"> <li>• 20 liter [5.28 US gallon, 1,221 cu in] capacity.</li> <li>• Easily interchangeable with passenger seat.</li> <li>• Provides additional storage space.</li> <li>• Can be padlocked.</li> <li>• Can be installed in conjunction with Cargo Box (860200395).</li> </ul>		

\*While supplies last.

## TUNNEL STORAGE

<b>LinQ CARGO BOX – 40 L</b>	Fits 137" and longer (except all XU and XS models)	<b>860202442</b>	
	<ul style="list-style-type: none"> <li>• Rigid molded plastic construction with integrated design. • See table on pages 88 and 89 for requirements.</li> <li>• Provides dry, safe storage.</li> <li>• 40 liter (11 US gallon, 2,441 cu in) capacity.</li> </ul>		
<b>SR50 UTILITY BOX – 50 L</b>	REV Gen4 (Wide) 20" and 24"	<b>860201939</b>	
	<ul style="list-style-type: none"> <li>• Replaces passenger seat in seconds for additional storage.</li> <li>• Quick release straps to easily access storage underneath.</li> <li>• Waterproof to keep your cargo dry.</li> <li>• 50 liter (11 US gallon, 3,052 cu in) capacity.</li> <li>• Works with the 135-liter LinQ Utility Cargo Box (860201781).</li> </ul>		
<b>LinQ CARGO BOX – 62 L</b>	REV Gen5, REV Gen4 137" and up	<b>860202446</b>	
	<ul style="list-style-type: none"> <li>• Standard on Grand Touring Limited model. • See table on pages 88 and 89 for requirements.</li> <li>• Optional LinQ mounts can be added on top for even more capacity.</li> <li>• 62 liter (16.3 gallon, 3,765 cu in) capacity.</li> </ul>		
<b>LinQ CARGO BOX BAG – 62 L</b>	Fits within LinQ Cargo Box (860202446)	<b>860201635</b>	
	<ul style="list-style-type: none"> <li>• Easy to take everything with you on arrival.</li> <li>• 62 liter (16.3 gallon, 3,765 cu in) capacity.</li> </ul>		
<b>LinQ CARGO BOX TOP COVER</b>	Fits with LinQ Cargo Box (860202446)	<b>860201808</b> • Silver <b>860201768</b> • Black	
	<ul style="list-style-type: none"> <li>• Matches the color of the vehicle perfectly.</li> </ul>		
<b>CARGO BOX – 75 L</b>	REV-XU Skandic WT, SWT, Expedition SE, LE, Xtreme MY19 and prior	<b>860200395</b>	
	<ul style="list-style-type: none"> <li>• 75 liter (19.8 US gallon, 4,577 cu in) capacity.</li> <li>• Made of durable polyethylene.</li> <li>• Provides additional secure storage.</li> <li>• Convenient flip top provides easy access to stored goods.</li> <li>• Standard on SE 2019 and prior models.</li> </ul>		
<b>LinQ ADVENTURE CARGO BOX – 90 L</b>	REV Gen5, REV Gen4, XM, 146" and up	<b>860202448</b>	
	<ul style="list-style-type: none"> <li>• Extra large 90 liter (24 US gallon, 1,465 cu in) capacity. • Not compatible with short tunnel.</li> <li>• Uses 16" LinQ mounts in position 1 and 2. • See table on pages 88 and 89 for requirements.</li> <li>• Easy on and off.</li> <li>• 2 LinQ anchors can be added on lid of box to install 16" LinQ accessories or additional storage.</li> <li>• Rugged and tough rotomolded plastic construction.</li> </ul>		
<b>LinQ UTILITY CARGO BOX – 135 L</b>	REV Gen4 20" and 24"	<b>860202085</b>	
	<ul style="list-style-type: none"> <li>• Massive capacity of 135 liters (36 US gallons, 8,238 cu in).</li> <li>• 4 LinQ Anchors (860201806) can be added on lid of box to install 16" LinQ accessories or additional storage.</li> <li>• Slots molded in for plywood dividers.</li> <li>• Rugged and tough rotomolded plastic construction.</li> <li>• Integrated axe and saw holders.</li> <li>• Removable/lockable lid.</li> <li>• Dedicated hooks for bungee cords or elastic net to expand storage capacity on top of the box.</li> <li>• 4 fixation hook points to secure cargo in the box and 4 molded handle features for ease of transportation.</li> <li>• Multi LinQ Plate Retrofit Kit (860202133) required for REV Gen4 Skandic Sport.</li> </ul>		



**MULTI LinQ PLATE RETROFIT KIT**

Skandic Sport

**860202133**

- Retrofit to add Multi LinQ Plate on Skandic Sport.
- Allows more LinQ configurations on the tunnel.
- Includes rear double light.

**SEAT STORAGE****LinQ DEEP SNOW SEAT BOX**

REV Gen5 (Deep Snow) without electric starter

**860202668**

- Low-profile integrated storage box utilizing the battery area.
- Added storage capacity of 4.6 L with 10.25" CTD battery.
- 5.5 L added capacity for a vehicle without battery.
- Not compatible with the battery for electric starters.
- Same height as battery cover.
- Allows use of LinQ tunnel accessories.
- Not compatible with 1 + 1 seat.
- Compatible with REV Gen5 (Deep Snow) CVT belt.
- Works with Deluxe Tool Kit (860202029) (not included).

**LinQ SEAT BAG – 4 L**

REV Gen5 (Trail, Crossover), REV Gen4 (Narrow, except Neo)

**860201355**

- Integrated storage that stays out of the way.
- 4 liter (1 US gallon, 244 cu in) capacity.
- Easy on/off.
- Can be used with tunnel bags or fuel caddies.
- Vehicles with pull start require the Battery Cover (860201407).
- Thermoformed hard plastic base.

**LinQ DEEP SNOW SEAT BAG – 5 L**

REV Gen4 Summit and Freeride (without battery)

**860201274**

- 5 liter (1.3 US gallon, 305 cu in) capacity.
- Improved design with greater capacity than the LinQ Seat Bag (860201355).
- Thermoformed hard plastic base.
- Requires Low Profile Battery Compartment Cover (860201505).

**SEAT STORAGE BOX – 6 L**

REV Gen5 (Trail, except Grand Touring), REV Gen4 (Narrow)

**860202532**

- Low-profile integrated storage box utilizing the battery area.
- Added storage capacity of 1.5 L (0.4 US gallon, 916 cu in) with battery and 6 L for a vehicle without the battery.
- Same height as battery cover.
- Rainproof liner included.
- Works with Deluxe Tool Kit (860202029) (not included).
- Allows use of LinQ tunnel accessories.
- Does not work with 1 + 1 seat.

**LinQ TRAIL SEAT BAG – 11 L**

REV Gen5 (Trail, Crossover), REV Gen4 (Narrow) MXZ, Backcountry and Renegade (except Sport models and MXZ Neo)

**860201275**

- 11 liter (2.9 US gallon, 671 cu in) capacity.
- Thermoformed hard plastic base, semi-rigid sides and top.
- Vehicles with pull start require the Battery Cover (860201407).

**COMBO BAG – 30 L**

REV Gen4 (Wide) Renegade (except Renegade Sport)

**860201821**

- Works with Comfort Seat (REV Gen4 (Wide)).
- 30 liter (6 US gallon, 1,831 cu in) capacity.
- Provides additional storage while not using any tunnel space.
- Compatible with LinQ tunnel accessories.
- Multiple compartments with easy access.
- Thermoformed hard plastic base, semi-rigid top and sides.
- Waterproof inner lining.

**COMBO BAG – 31 L**

REV Gen5 (Trail ), REV Gen4 (Narrow), MXZ, Backcountry and Renegade (except Sport and Neo models)

**860201475**

- 31 liter (8.2 US gallon, 1,892 cu in) capacity.
- Multiple compartments with easy access.
- Thermoformed hard plastic base, semi-rigid top and sides.
- Vehicles with pull start require the Battery Cover (860201407).

## SEAT STORAGE

**NEW** UNDER-SEAT STORAGE BAG  
- 11 L

REV Gen4 (Wide) 20" and 24"

860202767



- Installs inside the 4 US gallon (15 liter, 915 cu in) underseat storage that comes stock on 20" and 24" models.
- 3 US gallon (11 liter, 671 cu in) capacity.
- Insulated to protect from outside temperatures.
- Durable polyester construction.
- Integrated handles make transportation easy.

## UNDER-SEAT STORAGE BAG

REV-XU Skandic and Expedition

860201063\*



- Padded bag protects your items and makes them easy to transport.

## BATTERY COVER

REV Gen4 16" without battery<sup>1</sup>

860201720

REV Gen5 (Trail, Crossover), REV Gen4 16" with battery<sup>2</sup>

511001210



- Stock on REV Gen4 (Wide).
- <sup>1</sup>Support bracket and plastic cover included.
- <sup>2</sup>Plastic cover included.
- Required when installing Comfort Seat (860201551, 860201633) on REV Gen5 (Trail) and REV Gen4 (Narrow).

## BATTERY COVER

REV Gen4 16" (Narrow) without battery<sup>1</sup>

860201407

REV Gen5 (Trail, Crossover), REV Gen4 16" with battery<sup>2</sup>

511001053



- Use in conjunction with LinQ Seat Bag (860201355), LinQ Trail Seat Bag (860201275), LinQ Combo Bag (860201475) or LinQ 1 + 1 Seat System (860202348) on models without a battery.
- Stock on REV Gen5 (Trail) and REV Gen4 (Narrow) with battery.
- <sup>1</sup>Support bracket and plastic cover included.
- <sup>2</sup>Plastic cover included.

## LOW PROFILE BATTERY COMPARTMENT COVER

REV Gen4 16" without battery

860201505



- Required for REV Gen4 sleds without battery for LinQ Deep Snow Seat Bag (860201274) and for improved aesthetics.

## DELUXE TOOL KIT

860202029



- Casing fits perfectly in Seat Storage Box with or without battery (860202532).
- Features high-quality tools.
- Includes:
  - Stainless steel open end/ring end wrenches; 8-10mm, 10-13mm, 12-14mm, 15-17mm, 16-19mm.
  - ¼ drive ratchet with 4" extension, hexagonal 8 - 10 - 13 - 16, Torx 25 - 30 - 40, Allen 4 - 6 - 8 and Phillips #2.
  - Long nose vise-grip.
  - Spring hook tool.

## FRONT STORAGE


**NEW** SOFT GLOVE BOX EXTENSION

REV Gen5 (Deep Snow)

860202857



- Increases stock storage volume by about 30%.
- 4.8 liter (1.3 US gallon, 293 cu in) capacity.
- Easier on your personal items than the stock glovebox.
- Can be used with or without Low Windshield (860202602).
- Brightly colored yellow interior makes it easy to locate objects.
- Water resistant.
- Includes an inside cellphone pouch.
- Compatible with USB Intelligent Power Outlet Kit (860202433) and 12-Volt Power Outlet Kit (860201423).
- Easy installation by removing the stock glovebox lid.

**GLOVEBOX EXTENSION / GPS SUPPORT**REV Gen5 (Trail, Crossover)  
REV Gen5 (Deep Snow)**860202436** • 5 liter (1.3 US gallon)  
**860202501** • 6 liter (1.6 US gallon)

860202436

860202501

- Increases storage by an additional capacity.
- Door allows for perfect positioning and mounting of GPS.
- Replaces stock storage compartment cover.
- Can be used with or without windshield.
- Garmin Zumo 590 GPS sold separately.
- Ready to receive Cellphone Holder (860202372).

**GLOVEBOX EXTENSION / GPS SUPPORT**

REV Gen4

**860201249**

- Doubles the storage with additional 4 liter (1 US gallon, 244 cu in) capacity.
- Can be used with or without windshield.
- GPS sold separately.
- Door allows for perfect positioning and mounting of GPS.
- Replaces stock storage compartment cover.
- Not compatible with Summit and Freeride with one-piece lightweight hood.

**CELLPHONE HOLDER**

REV Gen5, REV Gen4

**860202372**

- New design is independent of the Glove Box Extension door.
- Water-resistant door allows for perfect phone positioning.
- Heating element preserves cellphone battery longer.
- Features capacitive and resistive touchscreen technology.
- Spring system in back plate automatically adjusts for thickness.
- Fits all cellphones within 7.2" (185 mm) x 3.3" (85 mm) x 0.6" (15 mm) dimensions.
- Works with almost all charger wires.
- Does not include cellphone or charging wires.
- Can be used with or without windshield.
- Requires Glovebox Extension (860202436, 860202501 or 860201249) depending on the vehicle.
- USB Intelligent Power Outlet Kit (860202433) required to charge cellphone.
- Requires Harness (515178153) for installation on REV Gen4.

**GLOVEBOX REPLACEMENT DOOR / CELLPHONE HOLDER**

Fits with Glovebox Extension (860201249)

**860202169**

- Replacement door to update Glovebox Extension with a Cellphone Holder.
- Door allows for perfect positioning and mounting of a cell phone.
- Cellphone heater included.
- Requires USB Intelligent Power Outlet Kit (860202433) and Harness Extension for Cellphone Holder and USB Plug (515178153) for installation.
- For screen size up to 6.4" (16.26 cm) x 3.3" (8.38 cm).
- Works with capacitive and resistive touch screen technology.

**GLOVEBOX EXTENSION / CELL PHONE HOLDER**

REV Gen4

**860202072**

- Doubles the storage with additional 3.5 liter (0.9 US gallon, 211 cu in) capacity (includes Glovebox Extension [517305966]).
- Can be used with or without windshield.
- Door allows for perfect positioning and mounting of a cellphone.
- Cellphone heater included.
- Requires USB intelligent Power Outlet Kit (860202433) and Harness Extension for Cellphone Holder and USB plug (515178153) for installation.
- For screen size up to 6.4" (16.26 cm) x 3.3" (8.38 cm).
- Fits all cellphones with a 6.4" screen or smaller.
- Works with capacitive and resistive touch screen technology.
- Not compatible with Summit and Freeride with one-piece lightweight hood.
- Does not include cellphone.

**HARNESS EXTENSION FOR USB PLUG**

REV Gen4

**515178153**

- Required for USB Intelligent Power Outlet Kit (860202433) when installed on REV Gen4 models.

**GLOVEBOX FOR ONE-PIECE LIGHTWEIGHT HOOD**REV Gen4 Summit and Freeride (2020-2021), Summit Expert (2022) with one-piece lightweight hood  
REV Gen4 Summit and Freeride (2022) with one-piece lightweight hood**860202193**  
**860202572**

- Adds storage to one-piece lightweight hoods.
- Provides an additional 4.6 liter (1.2 gallon, 280 cu in) capacity.
- Approximately 2 water bottles or 2 pairs of goggles.
- Easy-access for smaller items.
- Bright yellow interior to find objects easier.
- Water-resistant.
- Includes new mount to reposition the factory gauge.
- Works with a windshield or deflector.
- Compatible with USB intelligent Power Outlet Kit (860202433) and 12-Volt Power Outlet Kits (860201423).

## FRONT STORAGE

## DASHBOARD BAG – 2 L

REV-XP

860201176



- Easy-access bag designed to provide extra storage.
- 2 liter (0.5 US gallon, 116 cu in) capacity.

## GLOVEBOX LINER

REV Gen4

860201270



- Thermofomed liner has a soft finish interior.
- Features one pocket to separate items.

## 10.25 IN. COLOR TOUCHSCREEN DISPLAY PROTECTOR

Vehicle equipped with 10.25 in. Color Touchscreen Display

860202680



- Provides additional protection for the digital display 10.25 in. touchscreen.
- Protects from scratches caused by ice, rocks, branches or other small debris.
- Anti-glare treatment to ensure good visibility.
- Includes cleaning tools: wet wipe, dry wipe, dust absorber and soft cloth.

## RISER BLOCK BAG

REV Gen5 (Deep Snow), REV Gen4 with 165 mm riser and longer, REV-XM, XP, XR, XU Tundra

860201550 • Short



- Innovative 2-pocket carry bag for secure storage around the steering riser block.
- 3W heated insulated pocket design reduces the chance of water bottles freezing and increases the battery life of small electronic equipment.
- Includes RCA adaptor kit.
- Requires Heated Visor Kit (860201234) for REV-XU, XM, XS, XP, XR, (860201283) for REV Gen4 and (860202338) for REV Gen5, sold separately.

## OIL SUPPORT CADDY/GOGGLE BAG

REV-XM, XS

860200614



- Multi-purpose bag.
- Allows you to easily access and carry an extra liter of XPS oil or a spare set of goggles.
- Installs conveniently on top of the CVT cooling system.
- Models without E-TEC engine need the Acoustic Plate (512060847).

## GOGGLE DRYING BAG

REV Gen4 (Narrow)

860201691



- Designed specifically for a spare set of goggles.
- Under hood heat clears and dries wet fogged goggles.
- Protects goggles during the ride.

## HANDLEBAR BAG – 2 L

REV Gen5 (Trail, Crossover), REV Gen4 without mountain strap (except Neo)


860201565\*



- 2.3 liter (0.6 US gallon, 122 cu in) capacity.
- Semi-rigid construction.
- Mounted sturdily with clamp setup.
- Can be removed easily with vehicle's tool.
- Inside soft liner.
- Water-resistant.
- Thermofomed hard plastic base.
- Features a pocket to separate items.

**3W HEATER FOR BAGS**

515176786



- Replacement or additional heater for heated bags.

**LinQ ACCESSORIES AND REPLACEMENT PARTS FOR LinQ STORAGE ACCESSORIES****LinQ LOCK**

860201968 • Pack of 1 with 2 keys

860202478 • Pack of 2 with 4 keys



- Simple way to lock most LinQ accessories in place.
- Retrofits most LinQ accessories.
- Lock cover prevents snow and ice build-up.
- Not compatible with LinQ Tool Holder, LinQ Working Light, LinQ 4.2 US Gal (16 L) Cooler and LinQ Tool Box.

**LinQ FASTENER**

715001707



- Works with LinQ Snowboard/Ski Rack (860202741) and LinQ Saddlebags (860202621).
- Toolless installation and removal.
- Sold in pairs.

**LinQ CARGO BASE KIT**

860201806



- Unique mounting fastener usable on any LinQ System accessory.
- Includes: 2 cargo LinQ bases and hardware.

**LinQ CARGO BASE KIT**

REV Gen4 (Wide) 20" and 24" equipped with the Multi LinQ Plate

860202482



- Unique mounting fastener usable on any LinQ System accessory.
- Includes: 2 cargo LinQ bases and hardware for Multi LinQ Plate (860202133).

**LinQ CARGO BASE RETROFIT KIT**

REV Gen4 (Wide) 20" and 24" equipped with the Multi LinQ Plate

860201812



- Hardware to fit LinQ Cargo Base Kit on 20" and 24" tunnels with Multi LinQ Plate Retrofit Kit (860202133).

**LinQ PROTECTIVE DECAL KIT**

REV Gen5, Summit Neo

516010972

REV Gen4 (except Neo)

516008589



- Durable Lexan<sup>1</sup> decals to protect your tunnel.
- 2 decals included.

**LinQ PROTECTIVE DECAL KIT**


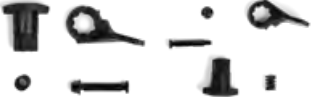


REV-XS, XM, XP, XU Tundra

860200767



- Replacement item on model years 2013 and up but required for using the LinQ accessories on model years 2012 and prior.
- 2 decals included.

## LinQ ACCESSORIES AND REPLACEMENT PARTS FOR LinQ STORAGE ACCESSORIES

<b>BASE PLATE</b> <i>[Not illustrated]</i>	LinQ Stackable Fuel Caddy – 14.5 L • Replacement part for LinQ Stackable Fuel Caddy – 4 Gallons.	<b>860202530</b>	
<b>BASE PLATE</b> <i>[Not illustrated]</i>	LinQ Fuel Caddy – 11 L • Replacement part for LinQ Fuel Caddy – 11 L.	<b>860202528</b>	
<b>RUBBER LATCH SERVICE KIT FOR LinQ TUNNEL ACCESSORIES</b> 	LinQ Tunnel Bags and LinQ Fuel and Oil Caddies.	<b>860201057</b>	
<b>LinQ REPAIR KIT T-LOCK PLASTIC</b>	<b>860201137</b> • Left Side <b>860201138</b> • Right Side		
 <b>860201137</b> <b>860201138</b>	• Replaces LinQ mechanism.	• Includes lever, T-lock and hardware.	
<b>SHIMS FOR LinQ ACCESSORIES</b> 	REV-XS, XM, XP, XU 16" • Required to fit LinQ accessories on REV-XS, XM, XP and XU Tundra. • See last column of the chart on page 83 for accessories that require shims.	<b>860201432</b>	• Does not fit 120" models.
<b>LinQ ADAPTOR PLATE</b> 	REV-XU 20" and 24" • Allows installation of LinQ Cargo Base (860201806) on embossed REV-XU tunnels.	<b>860200945</b>	

# SEATS & BACKRESTS

## NARROW SEATS

<b>NEW TRAIL NARROW HEATED SEAT</b>	REV Gen5 (except Grand Touring and 600 EFI), REV Gen4 16" (except Grand Touring and 600 EFI)	<b>860202819</b>	
	<ul style="list-style-type: none"> <li>• Adds warmth in the coldest conditions.</li> <li>• High/Low/Off settings.</li> <li>• Narrow shape at front for freedom of movement.</li> <li>• Excellent support for trail riding.</li> </ul>	<ul style="list-style-type: none"> <li>• Easy toolless installation.</li> <li>• Compatible with Trail LinQ Passenger Premium Heated Seat (860202536), Trail LinQ Passenger Premium Non-Heated Seat (860202917) and Trail LinQ Passenger Seat (860202325).</li> <li>• Requires Retrofit Harness (860202740) for installation on REV Gen4 models.</li> </ul>	
<b>TRAIL NARROW SEAT</b>	REV Gen5 (except Grand Touring), REV Gen4 16" (except Grand Touring)	<b>860202644</b>	
	<ul style="list-style-type: none"> <li>• Compact design for freedom of movement.</li> <li>• Excellent support for trail riding.</li> </ul>	<ul style="list-style-type: none"> <li>• Easy toolless installation.</li> <li>• Compatible with Trail LinQ Passenger Premium Heated Seat (860202536), Trail LinQ Passenger Premium Non-Heated Seat (860202917) and Trail LinQ Passenger Seat (860202325).</li> </ul>	
<b>DEEP SNOW SEAT</b>	REV Gen5, REV Gen4 16"	<b>860202344</b>	
	<ul style="list-style-type: none"> <li>• Our highest seat for mountain riding.</li> <li>• Compact design for freedom of movement.</li> <li>• Great support for deep snow.</li> </ul>	<ul style="list-style-type: none"> <li>• Easy toolless installation.</li> <li>• Stock on Summit Adrenaline (except Adrenaline with Edge package).</li> <li>• 155 mm (6") height.</li> </ul>	
<b>DEEP SNOW COMPACT SEAT</b>	REV Gen5, REV Gen4 16"	<b>860201736</b>	
	<ul style="list-style-type: none"> <li>• Developed by Deep Snow expert Carl Kuster.</li> <li>• Provides even greater freedom of movement.</li> <li>• Lower, narrower and lighter than stock Summit Adrenaline seat.</li> </ul>	<ul style="list-style-type: none"> <li>• Stock on Freeride and Summit (except Summit Adrenaline and Summit X with Expert package).</li> <li>• Integrated grip areas.</li> <li>• 125 mm (5") height.</li> </ul>	
<b>DEEP SNOW ULTRA-COMPACT SEAT</b>	REV Gen5, REV Gen4 16"	<b>860202221</b>	
	<ul style="list-style-type: none"> <li>• Ultra-compact design for active riders.</li> <li>• Our smallest, lightest seat at 1.27 kg (2.8 lb.).</li> <li>• Allows easier side-to-side changes.</li> <li>• Provides great freedom of movement.</li> </ul>	<ul style="list-style-type: none"> <li>• Gripper style vinyl resists wear and tear and provides better control.</li> <li>• Stock on the Summit X with Expert package.</li> <li>• 100 mm (4") height.</li> </ul>	
	<b>NEW DEEP SNOW ULTRA-LIGHT SEAT</b>	REV Gen5, REV Gen4 16"	<b>860202775</b>
	<ul style="list-style-type: none"> <li>• Small, compact shape for freedom of movement.</li> <li>• Seamless design with less stitching minimizes chances of water intrusion.</li> <li>• Improved front clip seals for better moisture resistance.</li> <li>• Underseat storage compartment for CVT belt.</li> <li>• Works with Seat Storage Box - 6 L (860202532).</li> <li>• 127 mm (5") height.</li> </ul>		

## WIDE SEATS

### WIDETRACK 1-UP HEATED SEAT

REV Gen4 (Wide) 20" and 24" (except 600 EFI)

860202032



- Adds warmth in the coldest conditions.
- Multiple High/Low/Off settings.

### TRAIL WIDE HEATED SEAT WITH STORAGE

REV Gen4 16" (except 600 EFI)

860201633



- Adds warmth in the coldest conditions.
- Multiple High/Low/Off settings.
- Same base platform as Trail Wide Seat with Storage (860201551) providing additional hip support via wider cushion design.
- Integrated rear storage.
- Battery Cover with Support (860201720) required for REV Gen4 (Narrow) without battery.
- Battery Cover (511001210) required for REV Gen4 (Narrow) with battery.
- 2 Summit Seat Posts (510006693) required for installation on REV Gen4 (Narrow) Summit 2020 and prior.
- 2 Seat Posts (510007122) required for installation on REV Gen4 (Narrow) Summit and all Sport models, 2021 and up.

### TRAIL WIDE SEAT WITH STORAGE

REV Gen5 (Trail, Crossover), REV Gen4 16"

860201551



- Provides additional support and length.
- Provides additional hip support via wider cushion design.
- Integrated rear storage.
- Battery Cover with Support (860201720) required for REV Gen4 (Narrow) without battery.
- Battery Cover (511001210) required for REV Gen5 and REV Gen4 (Narrow) with battery.
- 2 Summit Seat Posts (510006693) required for installation on REV Gen4 (Narrow) Summit 2020 and prior.
- 2 Seat Posts (510007122) required for installation on REV Gen4 (Narrow) Summit and all Sport models, 2021 and up.
- Not compatible with Battery Cover (860201407).

### TRAIL WIDE HEATED SEAT

REV Gen5 (except Grand Touring and 600 EFI), REV Gen4 16" (except Grand Touring and 600 EFI)

860202645



- Adds warmth in the coldest conditions.
- High/Low/Off settings.
- Same base platform as Trail Wide Seat (860202523).
- Provides additional hip support via wider cushion design.
- Compatible with Trail LinQ Passenger Premium Heated Seat and Trail LinQ Passenger Seat.
- Requires Retrofit Harness (860202740) for installation on REV Gen4.

### TRAIL WIDE SEAT

REV Gen5, REV Gen4 16" (except Grand Touring)

860202523



- Longer, wider and flatter design provides more hip support.
- Modular design allows easy installation of Trail LinQ Passenger Seat.
- Seat mounting posts included.



## PASSENGER SEATS

## TRAIL LinQ PASSENGER PREMIUM HEATED SEAT



REV Gen5 (except Grand Touring), REV Gen4 16" (except Grand Touring)

860202536

- The ultimate modular seating solution.
- Quickly changes from riding solo to riding with a passenger.
- Provides comfortable, ergonomically correct positions for both driver and passenger.
- Includes heated seat, heated handles and accessory plug in.
- Compatible with LinQ locking system.
- Passenger Backrest (860202659) is included.
- Requires LinQ 1 + 1 Removable Rack (860202749) or LinQ 1 + 1 Rack (860202785 or 860202414) for installation.
- Requires Trail Wide Seat (860202523) or Trail Narrow Heated Seat (860202819) or Trail Narrow Seat (860202644) or Trail Wide Heated Seat (860202645) for installation on Summit, Freeride, Tundra, REV Gen4 Renegade (Enduro and Sport).

## NEW TRAIL LinQ PASSENGER PREMIUM NON-HEATED SEAT



REV Gen5 (except Grand Touring), REV Gen4 16" (except Grand Touring)

860202917

- The ultimate modular seating solution.
- Quickly changes from riding solo to riding with a passenger.
- Provides comfortable, ergonomically correct positions for both driver and passenger.
- Includes Passenger Backrest (860202659) and seat handles.
- Compatible with LinQ locking system.
- Requires LinQ 1+1 Removable Rack (860202749) or LinQ 1 + 1 Rack (860202414 or 860202785) for installation.
- Requires Trail Wide Seat (860202523) or Trail Narrow Heated Seat (860202819) or Trail Narrow Seat (860202644) or Trail Wide Heated Seat (860202645) for installation on Summit, Freeride, Tundra, REV Gen4 Renegade (Enduro and Sport).
- Compatible with LinQ Passenger Seat Heated Grips (860202535).

## LinQ PASSENGER SEAT HEATED GRIPS



REV Gen5 (except Grand Touring), REV Gen4 (except Grand Touring)

860202535

- Provides heat to the passenger grips.
- Easy to disconnect when removing passenger seat.
- Includes complete handle assembly.
- Requires Seat Wiring Harness (515178199) for installation on REV Gen4 models. See instruction sheet.

## TRAIL LinQ PASSENGER SEAT



REV Gen5, REV Gen4 16" (except Grand Touring)

860202325

- The ultimate modular seating solution.
- Quickly changes from riding solo to riding with a passenger.
- Provides comfortable, ergonomically correct positions for both driver and passenger.
- Easy toolless clip in attachment with the LinQ system.
- Compatible with LinQ Lock.
- Requires LinQ 1 + 1 Removable Rack (860202749) or LinQ 1 + 1 Rack (860202785 or 860202414) for installation.
- Requires Trail Wide Seat (860202523) or Trail Narrow Heated Seat (860202819) or Trail Narrow Seat (860202644) or Trail Wide Heated Seat (860202645) for installation on Summit, Freeride, Tundra, REV Gen4 Renegade (Enduro and Sport).

## NEW LinQ 1 + 1 REMOVABLE RACK



REV Gen5 (except Grand Touring), REV Gen4 16" (except Grand Touring)

860202749

- Quick, easy installation with LinQ system.
- Allows battery maintenance with the removable option.
- Required for LinQ Passenger Premium Heated Seat (860202536), Trail LinQ Passenger Premium Non-Heated Seat (860202917) and Trail LinQ Passenger Seat (860202325) use.
- Great look with or without the passenger seat mounted.
- Provides an additional LinQ position (for soft accessories only) when passenger seat isn't in use.
- Made of lightweight die cast aluminum.

## LinQ 1 + 1 RACK



REV Gen5 850 E-TEC Turbo R

860202785

REV Gen5, REV Gen4 16" (except Grand Touring and 850 E-TEC Turbo R)

860202414

- Required for Trail LinQ Passenger Seat use.
- Great looks with or without the passenger seat mounted.
- Provides an additional LinQ position (for soft accessories only) when passenger seat isn't in use.
- Made of lightweight die cast aluminum.

## TRAIL LinQ 1 + 1 SEAT WITH BACKREST











REV Gen5, REV Gen4 16"

860202348



- The ultimate in modular seating.
- Allows quick changes between 1-up and 2-up riding.
- Ergonomically correct positions for driver and passenger.
- Two easy toolless steps:
  1. Clip in seat.
  2. Add LinQ 1 + 1 Backrest.
- Battery Cover with Support (860201407) required for vehicle without battery.

## PASSENGER SEATS

<b>TRAIL LinQ 1 + 1 SEAT WITH BACKREST</b>	REV-XM, XS, XP, XR (except GTX, Grand Touring), XU Tundra	<b>860202347</b>	9.99
	<ul style="list-style-type: none"> <li>The ultimate in modular seating.</li> <li>Allows quick changes between 1-up and 2-up riding.</li> <li>Ergonomically correct positions for driver and passenger.</li> <li>Two easy toolless steps:               <ol style="list-style-type: none"> <li>Clip in seat.</li> <li>Add LinQ 1 + 1 Backrest.</li> </ol> </li> </ul>		
<b>LinQ PASSENGER SEAT HEATED GRIPS</b>	REV Gen4 16" with 1 + 1 seat and passenger seat with handles, REV Gen4 (Wide) 20" and 24" with passenger seat with handles	<b>860201840</b>	
	<ul style="list-style-type: none"> <li>Allow your passenger to ride in comfort in all conditions.</li> <li>Easy unplug.</li> <li>Requires Seat Wiring Harness (515178588) for installation on REV Gen4 (Wide) 20" and 24" models.</li> <li>Does not include full handle assembly. Comes with heated grip element and air deflectors.</li> </ul>		
<b>WIDETRACK 2-UP HEATED SEAT</b>	REV Gen4 20" and 24"	<b>860202033</b>	
	<ul style="list-style-type: none"> <li>Complete seat adds warmth for a passenger.</li> <li>1 + 1 configuration.</li> <li>Includes heated handles.</li> <li>Passenger Backrest (860202634) can be added for more comfort.</li> <li>Same seat as 860202633 with heat added.</li> <li>High/Low/Off settings.</li> </ul>		
<b>WIDETRACK 2-UP SEAT</b>	REV Gen4 20" and 24"	<b>860202633</b>	
	<ul style="list-style-type: none"> <li>Passenger seat to transform into a 1 + 1 configuration.</li> <li>Includes safety handles.</li> <li>Passenger Backrest (860202634) can be added for more comfort.</li> <li>Stock on REV Gen4 Expedition LE, SE.</li> </ul>		
<b>NEW WIDETRACK 2-UP SEAT WITH SMALL HANDLES</b>	REV Gen4 (Wide) 20" and 24"	<b>860202824</b>	
	<ul style="list-style-type: none"> <li>Passenger seat to transform into a 1 + 1 configuration.</li> <li>Includes smaller safety handles for a good grip and easier on/off.</li> <li>Passenger Backrest (860202634) can be added for more comfort.</li> <li>Standard on REV Gen4 Skandic LE models.</li> </ul>		
<b>TRAIL 1 + 1 SEAT</b>	REV Gen5, REV Gen4 16" (except Grand Touring and Expedition)	<b>860201766</b>	
	<ul style="list-style-type: none"> <li>Quick, easy installation and ideal ergonomics for driver and passenger.</li> <li>Full tunnel capacity is maintained and allows additional accessories to be added.</li> <li>Battery Cover with Support (860201407) required for vehicle with rewind.</li> </ul>		
<b>TRAIL 1 + 1 SEAT</b>	REV-XM, XS, XP, XR (except GTX, Grand Touring), XU Tundra	<b>860200665</b>	
	<ul style="list-style-type: none"> <li>Quick, easy installation and ideal ergonomics for driver and passenger.</li> <li>Full tunnel capacity is maintained and allows additional accessories to be added.</li> </ul>		

<b>TRAIL SHORT 2-UP SEAT</b>	REV-XP, XR, XM, XS, XU Tundra	<b>860201314</b>	
	<ul style="list-style-type: none"> <li>• Extended seat providing convenient 2-up riding.</li> <li>• Complete seat assembly with passenger strap.</li> <li>• Replaces existing seat in seconds.</li> <li>• Ideal use with LinQ Snowboard/Ski Rack (860202741).</li> </ul>		
<b>TRAIL SHORT 2-UP SEAT</b>	REV Gen5 (Trail, Crossover), REV Gen4 16"	<b>860202220</b>	
	<ul style="list-style-type: none"> <li>• Longer seat allows for a passenger while being more compact than the 1+1 seat.</li> <li>• Easy, toolless installation.</li> <li>• Complete assembly features a passenger strap.</li> <li>• Tunnel capacity is maintained for additional accessories.</li> <li>• 180 mm (7") height.</li> <li>• Battery Cover with Support (860201720) required for REV Gen4 (Narrow) without battery.</li> <li>• Battery Cover with Support (511001210) required for REV Gen4 (Narrow) with battery.</li> </ul>		
<b>PASSENGER MUFFS FOR 1 + 1 SEAT</b>	REV Gen4, XS, XM 2018 and prior with 1+1 Seat	<b>860200831*</b> <b>860201028**</b>	
	<ul style="list-style-type: none"> <li>• Muffs fit snugly around the passenger handles and provide total warmth even on the coldest days.</li> <li>• Easy to install and remove.</li> </ul> <p><i>*Fits seat with handles and handguards.</i> <i>**Fits seat with handles only.</i></p>		
<b>PASSENGER MUFFS FOR 1 + 1 SEAT</b>	REV Gen5 (Trail, Crossover), REV Gen4, XS, XM 2019 and up with 1+1 Seat.	<b>860201929</b>	
	<ul style="list-style-type: none"> <li>• Ultra-warm passenger muffs with fleece liner.</li> <li>• Designed for extreme cold conditions.</li> <li>• Easy to remove in warmer weather.</li> <li>• Fits with REV Gen4 new handles.</li> </ul>		
<b>HEATED GRIPS WITH GUARDS FOR 1 + 1 SEAT</b>	REV-XS, XM 2016 and up	<b>860201322</b>	
	<ul style="list-style-type: none"> <li>• Allow your passenger to ride in comfort in all conditions.</li> <li>• Self disconnect.</li> </ul>		
<b>HEATED PASSENGER VISOR KIT</b>		<b>860200882</b>	
	<ul style="list-style-type: none"> <li>• Enjoy fog-free riding with this visor kit option for your 1 + 1 Seat.</li> <li>• To be used in conjunction with Heated 1 + 1 Grips with Guards (860200584).</li> </ul>		
<b>1+1 SEAT ELECTRICAL VISOR/ HEATED BOOTS WIRE HARNESS</b>	REV Gen4	<b>860201981</b>	
	<ul style="list-style-type: none"> <li>• Works in conjunction with the LinQ Passenger Seat Heated Grips (860201840).</li> <li>• Provides 2 extra connections: one connection for electric visor and one connection for heated boots.</li> </ul>		

## BACKRESTS

<b>PASSENGER BACKREST</b>	REV Gen5 (except Grand Touring), REV Gen4 (except Grand Touring)	<b>860202659</b>	
	<ul style="list-style-type: none"> <li>• Passenger backrest compatible with Trail LinQ Passenger Seat [860202325] for more comfort.</li> </ul>		
<b>PASSENGER BACKREST</b>	REV Gen4 20" and 24"	<b>860202634</b>	
	<ul style="list-style-type: none"> <li>• Passenger backrest to complement the Passenger Seat [860202633] for added back comfort.</li> <li>• Passenger Seat required for installation.</li> <li>• Stock on REV Gen4 Expedition LE, SE.</li> </ul>		
<b>LinQ 1 + 1 SEAT BACKREST</b>	REV Gen5 (Trail, Crossover), REV Gen4 16" REV-XM, XS, XP, XR (except GTX, Grand Touring), XU Tundra	<b>860202346</b> <b>860202349</b>	
	<ul style="list-style-type: none"> <li>• Option for 1 + 1 Seat when not sold as a kit.</li> <li>• Can be locked using a padlock (not included).</li> </ul>		
<b>LinQ 1 + 1 BACKREST ANCHOR BASE KIT</b>	REV Gen5 (Trail, Crossover), REV Gen4 16" REV-XM, XS	<b>860202059</b> <b>860202060</b>	
	<ul style="list-style-type: none"> <li>• Allows installation of LinQ 1 + 1 Backrest on more than one vehicle.</li> </ul>		
<b>RUBBER LATCH FOR LinQ 1 + 1 BACKREST</b>	<b>510005617</b> • Left Side <b>510005618</b> • Right Side		
<i>[Not illustrated]</i>			
<b>ADJUSTABLE BACKREST</b>	REV-XP, XR, XM, XS, XU Tundra	<b>860200823</b>	
	<ul style="list-style-type: none"> <li>• Adjustable and works in conjunction with 2-Up Seat [860201314].</li> <li>• Positionable for passenger or driver use.</li> <li>• Rigid steel frame and integrated foam pad.</li> <li>• Easy, toolless removal when not needed.</li> </ul>		
<b>PASSENGER SEAT / BACKREST</b>	REV-XU Skandic, XU Expedition	<b>619400068</b>	
			
<b>PASSENGER BACKREST</b>	REV-XU Skandic, XU Expedition	<b>860200060</b>	
	<ul style="list-style-type: none"> <li>• Enhances the comfort level of your seat by adding this backrest option.</li> </ul>		

# MIRRORS

## PIVOTING MIRROR KIT FOR HANDGUARDS

Vehicles with Transparent Handguards, Dark Smoke Handguards, Flexible Handguards or XL handguards

860200893



- Perfectly integrated design and style.
- Mirrors fold away when not in use for easy storage or when covering vehicle.
- Sold in pairs.

## WINDSHIELD-MOUNT MIRRORS

REV Gen5 (Trail, Crossover), REV Gen4 with medium and higher windshields

860202679



- Mirror shape creates well integrated look.
- Mounts on medium windshield side deflectors and can be adjusted for 1-up or 2-up riding.
- Mirrors can fold away when not in use for easy storage or when covering vehicle.

## WINDSHIELD-MOUNT MIRRORS

REV-XU, XR (with extra high one-piece windshield)

517305787



- 3" (7.6 cm) round reflector with adjustable angle.

## MIRROR KIT

REV-XM, XS, XP, XR, XU (with medium and higher windshield side deflectors)

860200694



- Windshield extension mount design.
- Sold in pairs.

## MIRROR KIT

REV-XM, XS (except 1200)

860200607



- Side panel mount design.
- Sold in pairs.
- Premarked side panels make installation easier.

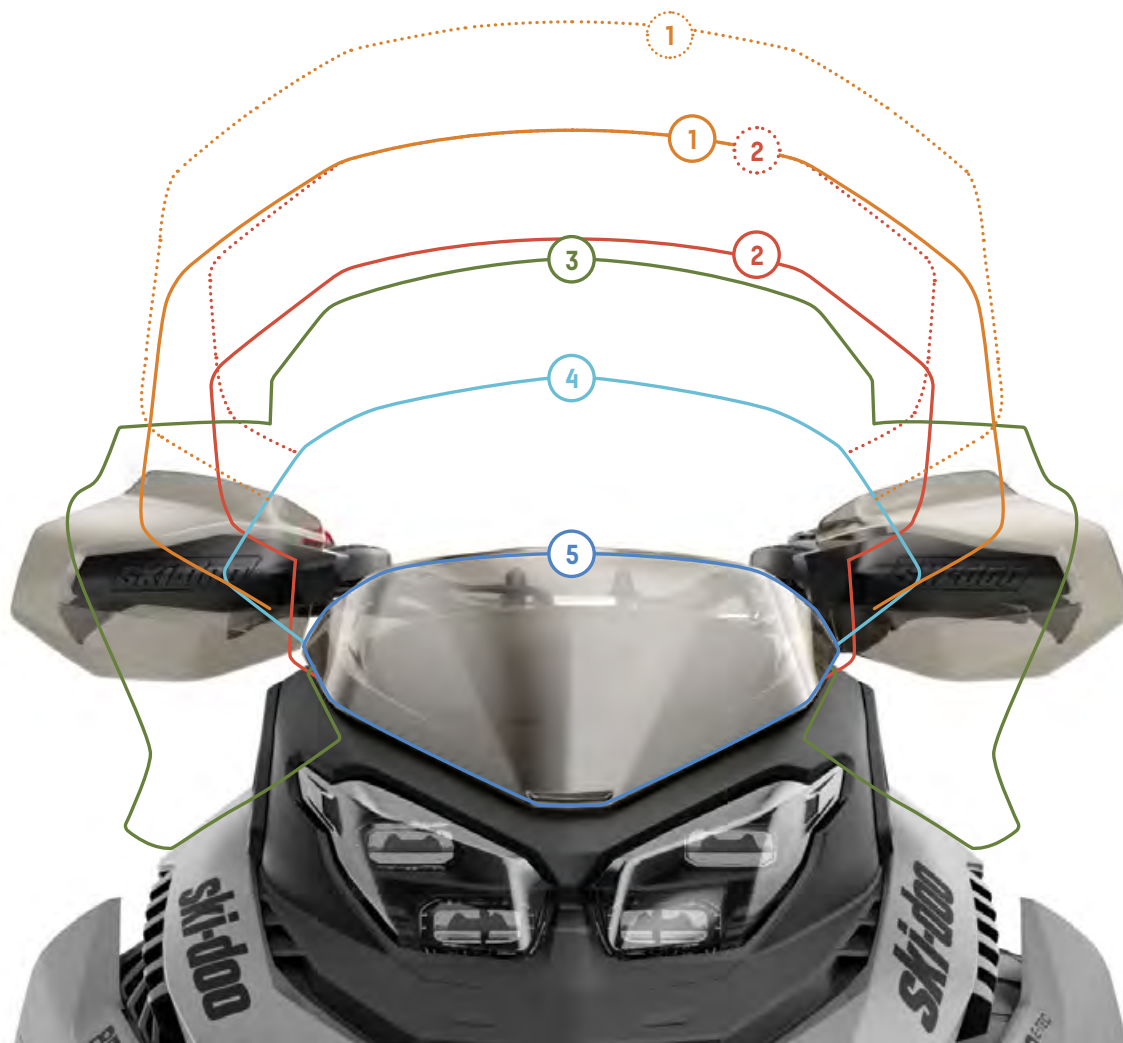
# WINDSHIELDS & WIND PROTECTION

// EASILY CHOOSE YOUR IDEAL WINDSHIELD

## REV GEN5

ADJUSTABLE WINDSHIELDS		LOWEST POSITION	HIGHEST POSITION
① HIGH TO ULTRA HIGH	860202623	19" (47.5 cm)	21" (53.5 cm)
② MEDIUM TO HIGH	860202615	16" (41.5 cm)	19" (47.5 cm)

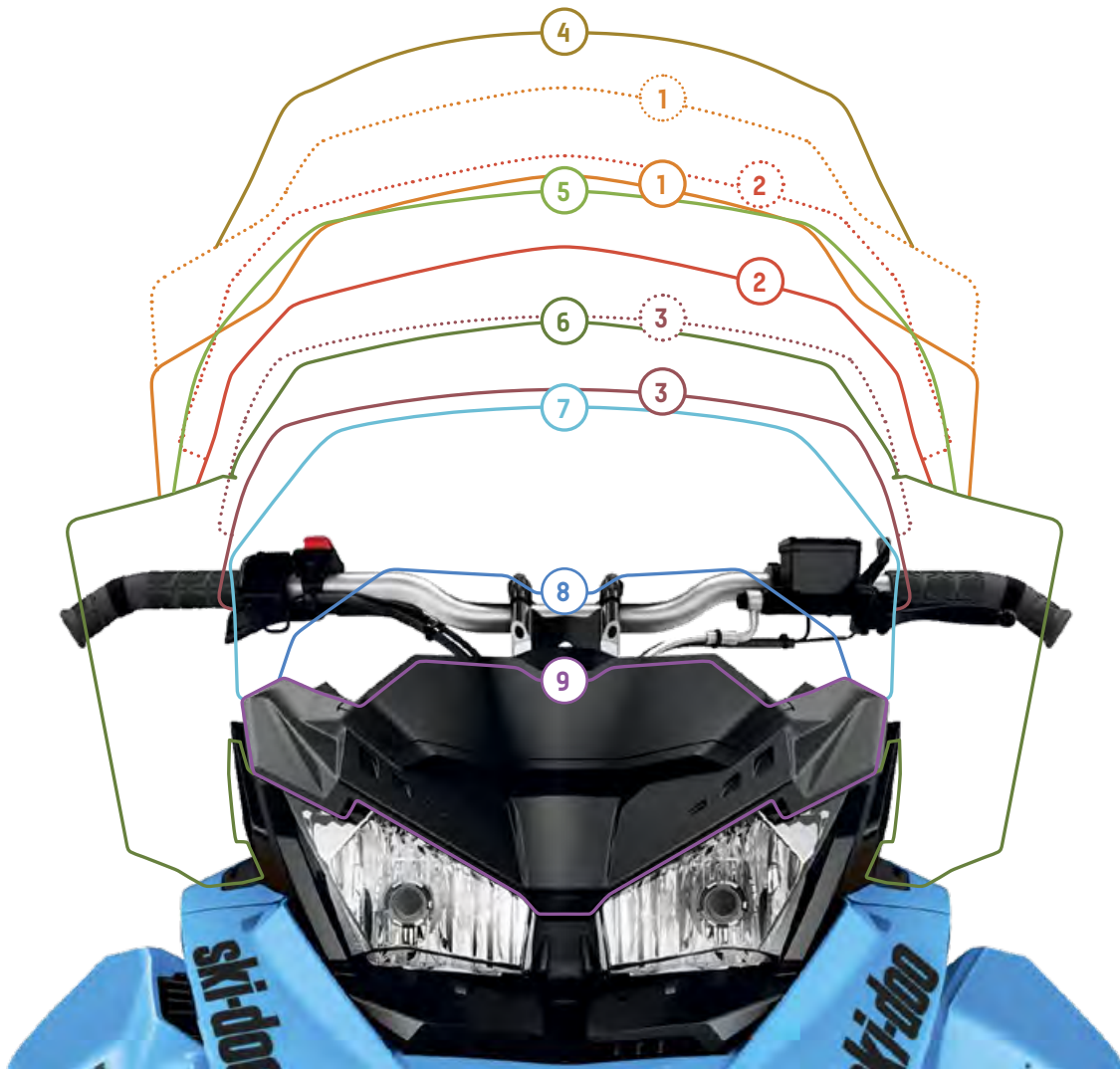
WINDSHIELDS		HEIGHT
③ MEDIUM	860202471	15" (39 cm)
④ LOW	860202470 / 860202850	12.5" (32 cm)
⑤ ULTRA LOW	860202624	9" (23 cm)










**REV GEN4**

ADJUSTABLE WINDSHIELDS		LOWEST POSITION	HIGHEST POSITION
①	HIGH TO ULTRA HIGH	18" (45.5 cm)	20" (51 cm)
②	MEDIUM TO HIGH	16.5" (42 cm)	18.5" (47 cm)
③	LOW TO MEDIUM	13" (34 cm)	15" (38 cm)

WINDSHIELDS		HEIGHT
④	ULTRA HIGH	21.5" (55 cm)
⑤	HIGH	17" (44 cm)
⑥	MEDIUM	15" (37.5 cm)
⑦	LOW	860201448 / 860202472 13" (32.5 cm)
⑧	ULTRA LOW	860201259 9" (23 cm)
⑨	CENTRAL DEFLECTORS	517305875 7" (17 cm)



## REV GEN5

	<ul style="list-style-type: none"> <li>● REV Gen5 (Trail, Crossover)</li> <li>• Ultra low height – 9" [23 cm].</li> <li>• Additional wind protection with integrated style.</li> <li>• Injection molded for clarity.</li> <li>• Includes windshield support.</li> </ul>	<b>860202624</b> • Dark Smoke	
	<ul style="list-style-type: none"> <li>● REV Gen5 (Trail, Crossover)</li> <li>• Low height – 12.5" [32 cm].</li> <li>• Offers additional wind protection with integrated style.</li> <li>• Injection molded for clarity and a better finish.</li> <li>• Includes windshield support.</li> </ul>	<b>860202470</b> • Smoke <b>NEW 860202850</b> • Dark Smoke	<ul style="list-style-type: none"> <li>• Same shape and height as standard on MXZ X and Adrenaline models.</li> <li>• Pairs perfectly with Windshield Side Deflector Kit [860202849].</li> <li>• Compatible with handguards and muffs.</li> </ul>
	<ul style="list-style-type: none"> <li>● REV Gen5 (Deep Snow)</li> <li>• Low height – 14" [36 cm].</li> <li>• Offers additional wind protection with integrated style.</li> <li>• Compatible with Powder Deflector.</li> </ul>	<b>860202602</b> • Smoke	
	<ul style="list-style-type: none"> <li>● REV Gen5 (Trail, Crossover)</li> <li>• Medium height – 15" [39 cm].</li> <li>• Offers additional wind protection with integrated style.</li> <li>• Injection molded for clarity.</li> </ul>	<b>860202471</b> • Smoke	<ul style="list-style-type: none"> <li>• Compatible with Windshield-Mount Mirrors [860202679].</li> <li>• Complete kit includes windshield, side deflectors, windshield support and hardware.</li> </ul>
	<ul style="list-style-type: none"> <li>● REV Gen5 (Trail, Crossover)</li> <li>• Adjustable range of 16" [41.5 cm] to 19" [47.5 cm].</li> <li>• Lever allows quick changes to amount of wind protection.</li> <li>• Compatible with Glove Box Extension [860202436].</li> <li>• Compatible with Windshield-Mount Mirrors [860202679].</li> </ul>	<b>860202615</b> • Smoke	
	<ul style="list-style-type: none"> <li>● REV Gen5 (Trail, Crossover)</li> <li>• Adjustable range of 19" [47.5 cm] to 21" [53.5 cm].</li> <li>• Single lever allows quick changes to the amount of wind protection.</li> <li>• Injection molded for clarity and a better finish.</li> <li>• Compatible with Glove Box Extension [860202436].</li> </ul>	<b>860202623</b>	<ul style="list-style-type: none"> <li>• Compatible with Windshield-Mount Mirrors [860202679].</li> <li>• Includes Windshield Support [517307974].</li> <li>• Side Deflectors [860202437] required for installation.</li> <li>• Not compatible with handguards and muffs.</li> </ul>
	<ul style="list-style-type: none"> <li>● REV Gen5 (Trail, Crossover) for medium and higher windshields</li> <li>• Added wind protection for Medium and higher height windshields.</li> <li>• Compatible with Windshield-Mount Mirrors [860202679].</li> </ul>	<b>860202437</b> • Smoke	



**WINDSHIELD SIDE DEFLECTOR KIT**

REV Gen5 (Trail, Crossover) for low and ultra low windshields

860202469 • Smoke  
**NEW** 860202849 • Dark Smoke



- Added wind protection for use with low and ultra low height windshields.
- Compatible with Ultra Low Windshield (860202624) and Low Windshields (860202470, 860202850).

**POWDER DEFLECTOR**

REV Gen5 (Deep Snow)

860202601 • Smoke



- Deflects snow to the sides and away from the rider's face.
- Compatible with Low Windshield.

**WINDSHIELD SUPPORT**

REV Gen5 (Trail, Crossover) for medium and medium to high adjustable windshield

517307974



**REV GEN 4**

**ULTRA LOW WINDSHIELD**

● REV Gen4

860201259 • Smoke



- 9" (23 cm) in height.
- Sporty and aggressive look.
- Windshield support not included.

**LOW WINDSHIELD**

● REV Gen4

860201448 • Smoke  
 860202472 • Dark Smoke



- 13" (32.5 cm) in height.
- High quality, best durability.
- Includes low windshield support.

**ADJUSTABLE WINDSHIELD LOW TO MEDIUM**

● REV Gen4

860201820 • Smoke



- Quickly change your level of wind protection with the flip of a lever.
- Compatible with Glove Box Extension (860201249).
- Adjustable range of 13" (34 cm) to 15" (38 cm).
- Windshield support included.

**MEDIUM WINDSHIELD KIT**

● REV Gen4

860201258 • Smoke



- 15" (37.5 cm) in height.
- Offers a generous amount of protection with integrated style.
- Injection molded for clarity.
- Compatible with Windshield-Mount Mirrors (860201285).
- Complete kit includes windshield, side deflectors, windshield support and hardware.
- Not compatible with One-Piece Lightweight Hood.

## REV GEN4

ADJUSTABLE WINDSHIELD  
MEDIUM TO HIGH

REV Gen4

860201493 • Smoke



- Quickly change your level of wind protection with the flip of a lever.
- Compatible with Glove Box Extension [860201249].
- Adjustable range of 16.5" (42 cm) to 18.5" (47 cm).
- Side deflectors and windshield support not included.

- Not compatible with One-Piece Lightweight Hood and Handguards.

## HIGH WINDSHIELD



REV Gen4

860201495 • Smoke



- 17" (44 cm) in height.
- Side deflectors and windshield support not included. Required for installation.
- Compatible with Windshield-Mount Mirrors [860201285].

- Not compatible with One-Piece Lightweight Hood and Handguards.

ADJUSTABLE WINDSHIELD –  
HIGH TO ULTRA HIGH

REV Gen4

860201782 • Smoke



- Quickly change your level of wind protection with the flip of a lever.
- Compatible with Glove Box Extension [860201249].
- Adjustable range of 18" (45.5 cm) to 20" (51 cm).
- Side deflectors and windshield support not included.

- Not compatible with One-Piece Lightweight Hood and Handguards.

## ULTRA HIGH WINDSHIELD



REV Gen4

860202124



- New shape.
- 21.5" (55 cm) height.
- Provides maximum wind protection.
- Side deflectors and support not included.
- Compatible with Windshield-Mount Mirrors [860201285].

- Not compatible with One-Piece Lightweight Hood and Handguards.

## WINDSHIELD SIDE DEFLECTOR KIT

REV Gen4 – For low and ultra low windshields

860201449 • Smoke



- Increases wind deflection for windshields.
- Compatible with Adjustable Windshield – Low to Medium [860201820].

- Not compatible with One-Piece Lightweight Hood.

## WINDSHIELD SIDE DEFLECTOR KIT

REV Gen4 – For low and ultra low windshields

860202473 • Dark Smoke



- Increases wind deflection for windshields.
- Compatible with Adjustable Windshield – Low to Medium [860201820].

- Not compatible with One-Piece Lightweight Hood.

## WINDSHIELD SIDE DEFLECTOR KIT

REV Gen4 – For medium and higher windshields

860201256 • Smoke



- Increased wind deflection for windshields.
- Compatible with Windshield-Mount Mirrors [860201285].
- Not compatible with Handguards.


<b>WINDSHIELD SUPPORT</b>	REV Gen4 – For ultra low and low windshields	<b>517305749</b> • Black <b>517306380</b> • Manta Green <b>517306375</b> • Sunburst Yellow	
---------------------------	--	--	--



<b>WINDSHIELD SUPPORT</b>	REV Gen4 – For medium and high windshields	<b>517306183</b> • Black <b>517306456</b> • Sunburst Yellow	
---------------------------	--	--	--



- Not compatible with One-Piece Lightweight Hood.

<b>CENTRAL DEFLECTOR</b>	 REV Gen4	<b>517305875</b> • Black <b>517306432</b> • Sunburst Yellow <b>517306433</b> • Manta Green <b>517306473</b> • White Bright <b>517306697</b> • Lava Red	<b>517306764</b> • Orange Crush <b>517307054</b> • Labrador Blue <b>517307061</b> • Nordic Teal <b>517307383</b> • Catalyst Grey	
--------------------------	--	--	---	--



- 7" (17 cm) in height.

<b>SIDE PANEL DEFLECTOR KIT</b>	REV Gen4 (Wide) 16"	<b>860201879</b> • Smoke	
---------------------------------	---------------------	--------------------------	--



- Added wind protection.
- Standard on the Grand Touring Limited.

## REV-XS & REV-XM

<b>ULTRA LOW WINDSHIELD</b>	REV-XM, XS	<b>860200901</b> • Smoke	
-----------------------------	------------	--------------------------	--



- 8.5" (21.5 cm) in height.

<b>MEDIUM SPORT PERFORMANCE FLARED WINDSHIELD</b>	REV-XM, XS	<b>860200696</b> • Smoke	
---	------------	--------------------------	--



- 12.5" (32 cm) in height.
- One piece with integrated deflectors.

<b>MEDIUM INJECTED WINDSHIELD AND SIDE DEFLECTOR KIT</b>	REV-XM, XS	<b>860200759</b> • Smoke	
--	------------	--------------------------	--



- 14" (35.5 cm) in height.
- Offers a generous amount of protection with integrated style.
- Medium side deflectors ready to receive Windshield Mirrors (860200694).
- Includes medium windshield support.

## REV-XS & REV-XM

<b>HIGH WINDSHIELD</b>	REV-XM, XS	<b>860200928</b> • Smoke	
------------------------	------------	--------------------------	--



- 17" (42.5 cm) in height.
- Side deflectors and windshield support not included.

<b>ULTRA HIGH WINDSHIELD</b>	REV-XM, XS	<b>860201185</b> • Clear	
------------------------------	------------	--------------------------	--



- 20.5" (51.5 cm) in height.
- Our largest sport windshield ever.
- One piece with integrated deflectors.
- Maximum wind protection, for extreme cold conditions.

<b>WINDSHIELD SIDE DEFLECTOR KIT</b>	REV-XM, XS – For low and ultra low windshields	<b>860201012</b> • Smoke	
	REV-XM, XS – For medium and high windshields	<b>860200912</b> • Smoke	



- Increases wind deflection for windshields.
- Ready for Windshield Mirrors (860200694).

<b>WINDSHIELD SIDE DEFLECTOR KIT</b>	REV-XM, XS – For medium and higher windshields	<b>860201221</b> • Smoke	
--------------------------------------	--	--------------------------	--



- Adds lower body wind protection.
- Ready for Windshield Mirrors (860200694).
- Standard on 2016-2019 Grand Touring Sport.

<b>WINDSHIELD BASE</b>	REV-XM, XS – For ultra low, low and one-piece windshields	<b>517305403</b> • Grey	<b>517305948</b> • Lava Red	
	REV-XM, XS – For medium and high windshields	<b>517305617</b> • Manta Green	<b>517305952</b> • White	
		<b>517305808</b> • Sunburst Yellow	<b>860200937</b> • Black	
			<b>860200944</b> • Black	



- Colored plastic trim.
- Hardware not included.

## REV-XP

<b>ULTRA LOW FIXED WINDSHIELD</b>	REV-XP	<b>860200646</b> • Smoke with X graphic	
-----------------------------------	--------	---	--







- 7" (18 cm) in height.

<b>LOW WINDSHIELD AND SIDE DEFLECTOR KIT</b>	REV-XP	<b>860200545</b> • Smoke	
--	--------	--------------------------	--



- 10.5" (27 cm) in height.
- Same complete kit as found on the 2011-2012 X package models.
- Retrofittable on earlier REV-XP snowmobile models.
- Includes low windshield, side deflector and base kit.

<b>MEDIUM WINDSHIELD KIT</b>	REV-XP	<b>860200478</b> • Smoke	
	<ul style="list-style-type: none"> <li>• 12.5" (31.5 cm) in height.</li> <li>• Includes medium injected windshield, dark smoke side deflector kit and base kit.</li> </ul>		
<b>SPORT PERFORMANCE FLARED WINDSHIELD</b>	REV-XP	<b>860200547</b> • Smoke	
	<ul style="list-style-type: none"> <li>• 15" (38 cm) in height.</li> <li>• One piece with integrated side deflectors.</li> <li>• Complete with base mounting kit.</li> </ul>		
<b>WINDSHIELD SIDE DEFLECTOR KIT</b>	REV-XP	<b>860200084</b> • Dark Smoke	
	<ul style="list-style-type: none"> <li>• For medium and high windshields.</li> <li>• Increases wind deflection.</li> </ul>		
<b>WINDSHIELD BASE KIT</b>	REV-XP	<b>860200089</b> • Black	
	<ul style="list-style-type: none"> <li>• For ultra low and low windshields.</li> <li>• Plastic trim for windshields.</li> </ul>		
<b>WINDSHIELD BASE KIT</b>	REV-XP	<b>860200091</b> • Black	
	<ul style="list-style-type: none"> <li>• For medium, high and ultra high windshields.</li> <li>• Plastic trim for windshields.</li> </ul>		
<b>REV-XR &amp; REV-XU</b>			
<b>SPORT PERFORMANCE FLARED WINDSHIELD</b>	REV-XR, XU	<b>860200453*</b> • Smoke	
	<ul style="list-style-type: none"> <li>• 13" (33 cm) in height.</li> <li>• One piece with integrated side deflectors.</li> <li>• Top flare maximizes wind protection and redirects snow in deep powder conditions.</li> <li>• Complete with base mounting kit.</li> </ul>		
<b>EXTRA HIGH ONE-PIECE WINDSHIELD</b>	REV-XR, XU	<b>860201000</b> • Clear	
	<ul style="list-style-type: none"> <li>• 19" (48 cm) in height.</li> <li>• One piece with integrated deflectors.</li> <li>• Maximum wind protection, for extreme cold conditions.</li> <li>• Ready to receive Windshield-Mount Mirrors (517305787).</li> <li>• No windshield base required.</li> </ul>		

\*While supplies last.

## REV-XR &amp; REV-XU

<b>WINDSHIELD BASE KIT</b>	REV-XR, XU	<b>860200229</b> • Black	
----------------------------	------------	--------------------------	--



- For medium and high windshields.
- Black plastic trim.

<b>WINDSHIELD BASE KIT</b>	REV-XR, XU	<b>860200230</b> • Black	
----------------------------	------------	--------------------------	--



- For extra high and ultra high windshields.
- Black plastic trim.

## YOUTH

<b>FLEXIBLE HANDGUARDS</b>	REV Gen5, Youth 120, 200, REV Gen4, XS, XM, XP, XR, XU	<b>860201561</b> • Black	
----------------------------	--	--------------------------	--



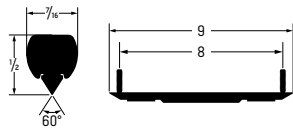
- Designed to withstand roll-overs and tough boondocking conditions.
- Feature smaller size deflector made of flexible material.
- Mounts feature a flexible base.
- Does not fit with medium to ultra high windshields.
- Fits with Pivoting Mirror Kit for Handguards (860200893).

<b>LOW WINDSHIELD</b>	Youth 120 and 200	<b>860202570</b> • Clear	
-----------------------	-------------------	--------------------------	--



- Low height – 7" (18 cm).
- Offers protection with integrated style.
- Thermoformed molded for clarity.

<b>CARBIDES</b>	Youth	<b>860202555</b>	
-----------------	-------	------------------	--



- Carbide wear bar for trail riding un-studded to lightly studded sleds.
- $\frac{7}{16}$ " flat top runner with 4" of 60 degree turning carbide allows for improved handling on icy conditions.
- Hardweld is also added in high wear areas to prolong runner life.
- Sold in pairs.

<b>REAR WHEEL KIT</b>	Youth 200	<b>7639-963</b>	
	Youth 120	<b>7639-967</b>	



- Additional wheels for the rear suspension for low snow conditions.
- Includes wheels and mounts.

<b>HEAVY-DUTY SPRING KIT</b>	Youth 120 and 200	<b>8639-208</b>	
------------------------------	-------------------	-----------------	--

*[Not illustrated]*

- Higher capacity springs for larger riders.
- Maintain handling and comfort as riders grow.

# HANDGUARDS & HANDLEBAR

## HANDGUARDS

<b>XL HANDGUARD KIT</b>	REV Gen5, REV Gen4	<b>860202636</b>	
	<ul style="list-style-type: none"> <li>• Design delivers extra protection and great style.</li> <li>• Includes black/grey colored interchangeable caps and holding arm.</li> <li>• Compatible with Pivoting Mirror Kit for Handguards (860200893) and LED Signal Lights (860202619).</li> <li>• Sold in pairs.</li> <li>• Does not fit with Medium to Ultra High Windshields (fixed or adjustable).</li> </ul>		
<b>XL TRANSPARENT HANDGUARD</b>	REV Gen5, REV Gen4	<b>860202617</b>	
	<ul style="list-style-type: none"> <li>• Design delivers extra protection and great style.</li> <li>• Replaces stock flexible or transparent handguards for better wind protection.</li> <li>• Compatible with Pivoting Mirror Kit for Handguards (860200893) and LED Signal Lights (860202619).</li> <li>• Sold in pairs.</li> <li>• Does not fit with Medium to Ultra High Windshields (fixed or adjustable).</li> </ul>		
<b>FLEXIBLE HANDGUARDS</b>	REV Gen5, Youth 120, 200, REV Gen4, XS, XM, XP, XR, XU	<b>860201561</b> • Black	
	<ul style="list-style-type: none"> <li>• Designed to withstand roll-overs and tough boondocking conditions.</li> <li>• Feature smaller size deflector made of flexible material.</li> <li>• Mounts feature a flexible base.</li> <li>• Does not fit with Medium to Ultra High Windshields (fixed or adjustable).</li> <li>• Compatible with Pivoting Mirror Kit for Handguards (860200893) and LED Signal Lights (860202619).</li> </ul>		
<b>FLEXIBLE HOLDING ARM</b>	Flexible Handguards	<b>517306430</b> • Left	
<i>(Not illustrated)</i>	<ul style="list-style-type: none"> <li>• Replacement part for Flexible Handguards.</li> </ul>	<b>517306431</b> • Right	
<b>HANDGUARDS</b>	REV Gen5, REV Gen4, XS, XM, XP, XR, XU	<b>860200789</b> • Clear	
	<ul style="list-style-type: none"> <li>• Design delivers better protection and great style.</li> <li>• Comes with black/grey colored interchangeable caps.</li> <li>• Appropriate for trail riding.</li> <li>• Sold in pairs.</li> <li>• Does not fit with Medium to Ultra High Windshields (fixed or adjustable).</li> <li>• Compatible with Pivoting Mirror Kit for Handguards (860200893) and LED Signal Lights (860202619).</li> </ul>		
<b>HOLDING ARM</b>	Clear and Dark Smoke Handguards	<b>517305290</b> • Left	
<i>(Not illustrated)</i>	<ul style="list-style-type: none"> <li>• Replacement part for Clear and Dark Smoke Handguards.</li> </ul>	<b>517305293</b> • Right	
<b>HANDGUARD EXTENSION KIT</b>	Vehicles with Transparent Handguards or Dark Smoke Handguards	<b>860200781</b>	
	<ul style="list-style-type: none"> <li>• Semi-rigid, won't collapse at high speed.</li> <li>• Delivers additional hand protection from the elements.</li> <li>• Can be installed and removed in seconds.</li> </ul>		

## HANDGUARDS

### SIGNATURE LED LIGHTS FOR HANDGUARDS

REV Gen4, with Transparent, Dark Smoke or Flexible Handguards

**860201587**



- Deliver a unique look at night.
  - Replace stock handguard cap with LED light.
  - Include wiring harness.
- Sold in pairs.

### HANDGUARD CAPS

Vehicles with Transparent Handguards, Dark Smoke Handguards or Flexible Handguards

**860201344** • Sunburst Yellow / Black

**860201345** • Race Orange / Black

**860201346** • Black / Grey

**860201347** • White / Black

**860201648** • Lava Grey

**860201457** • Orange Crush / Black

**860201649** • Manta Green / Black

**860202098** • Octane Blue / Black



- Colored caps let you customize your look.
- Sold in pairs.

### HANDLEBAR MUFFS

REV Gen5, REV Gen4 (except Grand Touring 2016 and up)

**860202812**



- Ultra-warm muffs with faux-fur liner for extreme cold conditions.
- Thermoformed construction allows muffs to keep their shape and provides more space for hand movement.

- Easy to install and remove with gloves on.
- Large transparent section allows visibility of control switches.

*Note: Never use handlebar muffs with finger throttle lever.*

## HANDLEBAR ACCESSORIES

### ADJUSTABLE BRAKE LEVER

REV Gen5, REV Gen4

**860202222**



- Toolless design adjusts easily.
- Shape and size is optimized for 1 or 2 fingers.
- Total adjustment range of 20 mm/0.8 inches.
- Up to 15.5 mm/0.6" closer or 4.5 mm/0.18" farther away vs. standard lever.

### BRAKE RESERVOIR GUARD

REV Gen5 (Deep Snow), REV Gen4 Summit and Freeride

**860202171**



- Increases impact protection for the brake reservoir.
- Window to see fluid level.
- Cast aluminum construction.
- Detailed technical finish.

### EASY THROTTLE

REV Gen5, REV Gen4 (except 600 ACE, 900 ACE and 900 ACE Turbo) (except Neo)

**860202719**



- Less hand fatigue.
- Throttle closer to the bars allowing a better grip on the handlebar.
- 20% reduction in pressure to use.
- Included on Neo+.

### PERFORMANCE SMALL DIAMETER HANDLEBAR

REV Gen5, REV Gen4

**860202722** • Black

**860201974** • Silver



- Narrow design used for more agile precise maneuvers found in mountain applications or in trail applications, ideal for smaller hand grip.
- Smaller diameter provides a lighter, easier grip.

- 20 mm (0.79 in) grip, 22 mm (0.87 in) clamped diameter at riser.
- Less hand fatigue.
- Heater elements and grips included and installed.



<b>DEEP SNOW PERFORMANCE GRIPS</b>	Fits with Performance Small Diameter Handlebar	<b>860202096</b>	
------------------------------------	--	------------------	--



- Aggressive pattern for extra grip.
- 20 mm (0.79 in) inner diameter grip.

<b>TRAIL PERFORMANCE GRIPS</b>	REV Gen5, REV Gen4, XM, XS, XU	<b>860201802</b>	
--------------------------------	--------------------------------	------------------	--



- Aggressive pattern for extra grip.
- 22 mm (0.87 in) inner diameter grip.
- Doesn't fit on Performance Small Diameter Handlebar (860201974 or 860202722).

<b>DEEP SNOW LOW GRAB HANDLE</b>	REV Gen5, REV Gen4	<b>860201975</b>	
----------------------------------	--------------------	------------------	--



- Provides more freedom of movement in active riding.
- Standard on Summit X with Expert package 2020 and up. Standard on Summit and Freeride 2021 and up.
- Not compatible with Handlebar Bag (860201565).

<b>GRAB HANDLE</b>	REV Gen5, REV Gen4	<b>860202035</b>	
--------------------	--------------------	------------------	--



- Molded rubber grab handle used for side-hilling maneuvers.
- Not compatible with Handlebar Bag (860201565).

<b>HANDLEBAR PAD</b>	REV Gen5, REV Gen4 - Vehicles without grab handle	<b>860201581</b>	
----------------------	---	------------------	--



# ADJUSTABLE RISERS & EXTENSION KITS

## // ADJUSTABLE RISERS

- Instantly modify your handlebar height to adapt to changing riding conditions.
- Utilize the lower position for trail/sit-down riding: extend to maximum height in seconds for stand-up riding.
- No tools required to make the adjustment, just flip the lever.
- Patent pending US20150360713A1.
- Work with all stock cable except MXZ/Renegade/Backcountry 2017–2018.



## // FIXED KIT

- Handlebar fixed risers to fit all riding styles.

### ADJUSTABLE RISERS

MODELS	PACKAGES	ENGINES	ADJUSTABLE RISERS	
			860201834 [125-165 mm]	860201549 [155-210 mm]
<b>SUMMIT</b>	(Adrenaline, Edge and SP) with 165 mm riser (2018 and up)	600R, 850 ETEC, 850TR		
	(X) with 165 mm riser (2018–2023)	600R, 850 ETEC, 850TR		
	[Expert] with 165 mm riser (2020)	600R, 850 ETEC, 850TR		
	(X and SP) with 190 mm riser (2017)	600R, 850 ETEC, 850TR	860201880	
	(X) with 120 mm riser (2024 and up)	600R, 850 ETEC, 850TR		512061224
	(X package EXPERT) with 120 mm riser (2020 and up)	600R, 850 ETEC, 850TR		512061224
	(Neo) Premium and Base with 120 mm riser	600 EFI		
<b>FREERIDE</b>	137-146" with 145 mm riser (2020 and prior)	600R, 850 ETEC, 850TR		
	146-154-165" with 165 mm riser (2021 to 2023)	600R, 850 ETEC, 850TR		
	146-154-165" with 120 mm riser (2024 and up)	600R, 850 ETEC, 850TR		512061224
<b>EXPEDITION</b>	(SE) with 120 mm <i>Forward Adjustable Riser</i>	600R, 850 ETEC, 850TR		512061224
		600 ACE, 900 ACE, 900T		
		900 Turbo R, 900T (cable)	512061492	
	(Sport, LE, Xtreme and SWT) with 145 mm riser	600 EFI		
		600R, 850 ETEC, 850TR		
		600 ACE, 900 ACE, 900T		
	900 Turbo R, 900T (cable)	512061492		
<b>SKANDIC</b>	(WT, SWT, LE, SE and Sport) with 145 mm riser	600 EFI		
		600R, 850 ETEC, 850TR		
		600 ACE, 900 ACE, 900T		
<b>TUNDRA</b>	(LT, LE and Sport) with 145 mm riser	600 EFI		
		600 ACE, 900 ACE, 900T		
<b>BACKCOUNTRY</b>	(Backcountry, X, XRS Sport and Adrenaline) with 120 mm riser	600 EFI		
		600R, 850 ETEC, 850TR		512061224
<b>RENEGADE</b>	(Adrenaline, Enduro and Sport) with 120 mm riser	600 EFI		
		600R, 850 ETEC, 850TR	860201880*	512061224
		600 ACE, 900 ACE, 900T		
	(X and X-RS) 137" with 120 mm <i>Forward Adjustable Riser</i>	900 Turbo R	512061492	
		600R, 850 ETEC, 850TR	860201880*	512061224
		600 ACE, 900 ACE, 900T		
		900 Turbo R	512061492	
<b>MXZ</b>	(TNT and Blizzard) with 120 mm riser (2022 and prior)	600R, 850 ETEC, 850TR	860201880*	512061224
	(X and X-RS ) with 120 mm <i>Forward Adjustable Riser</i> (2022 and prior)	600R, 850 ETEC, 850TR	860201880*	512061224
	(Adrenaline, Blizzard, X and X-RS) with 90 mm (2023 and up)	600R, 850 ETEC, 850TR		512061224
	(Sport) with 120 mm (2023 and prior)	600 EFI		
	(Sport) with 95 mm (2024 and up)	600 EFI		
	(Neo) Premium and Base with 120 mm riser	600 EFI		
<b>GRAND TOURING</b>	(Sport and LE) with 120 mm riser	600 ACE, 900 ACE, 900T		
		900 Turbo R	512061492	
	(Limited, Luxury and LE with Platinum Package) with 120 mm <i>Forward Adjustable Riser</i>	600R, 850 ETEC, 850TR		512061224
		600 ACE, 900 ACE, 900T		
		900 Turbo R	512061492	

Stock on vehicle.

No further requirement.

Must order indicated cable.

No fit, no adequate cable available.

\* Only for 2017 and 2018.



FIXED RISERS							FORWARD ADJUSTABLE RISER	EXTENSION FOR FORWARD ADJUSTABLE RISER
860202859	860201944	860201427	860201718	860201632	860201428	860201560	860201320	860201836
(70 mm)	(95 mm)	(120 mm)	(145 mm)	(165 mm)	(190 mm)	(210 mm)	(120 mm) [riser]	(45 mm) [extension]
860201880	860201880	860201880						
860201880	860201880	860201880						
860201880	860201880	860201880						
860201880	860201880	860201880	860201880					
					512061066	512061066		
					512061066	512061066		
			512061442	512061442				
860201880	860201880	860201880						
860201880	860201880	860201880						
					512061066	512061066		
					512061066	512061066		
				512061492				
512061367	512061367	512061367					512061367	
860201880	860201880	860201880					860201880	860201880
				512061492				
512061367	512061367	512061367					512061367	
860201880	860201880	860201880					860201880	860201880
512061367	512061367	512061367					512061367	
			512061442	512061442				
					512061066	512061066		
			512061442	512061442				
			860201880*	860201880*	512061066	512061066		860201880*
				512061492				
			860201880*	860201880*	512061066	512061066		860201880*
				512061492				
			860201880*	860201880*	512061066	512061066		860201880*
			860201880*	860201880*	512061066	512061066		860201880*
					512061066	512061066		
			512061442	512061442				
			512061442	512061442				
			512061442	512061442				
					512061492			
						512061066	512061066	
					512061492			

## ADJUSTABLE RISERS &amp; EXTENSION KITS

## EXTENSION KIT FOR STRAIGHT HANDLEBAR



REV-XS [except Grand Touring and Expedition], XR, XP, XU Tundra

REV-XS Renegade Backcountry [2011 and up] with 6.3" [160 mm] riser block

860200820 • 6.3" [160 mm]

860200821 • 8" [205 mm]

- Handlebar Extension Kit to fit all riding styles.
- Works with all stock wiring and cables.

## BUMPERS, HITCHES &amp; WINCHES

## BUMPERS

## ADVENTURE FRONT PLATE

REV Gen5, REV Gen4 [except Skandic and Tundra]

860202563 • Manta Green  
860202328 • Black860202411 • Neo Yellow  
860202410 • Spartan Red

- Between a bumper and a skid plate.
- Made of stacked lightweight aluminum plates.
- Adds a visual impact and extra protection.
- Requires XC Cast or Heavy-Duty Front Bumper.
- Required for Full Wrap-Around Front Bumper installation.

## XC CAST FRONT BUMPER

REV Gen5, REV Gen4 [except Skandic and Tundra]

860202327



- Add extra protection and attitude with this bumper.
- Lightweight cast aluminum heat treated construction.
- Works with or without the Adventure Front Plate.
- Works with all skid plates.

## ADVENTURE FRONT BUMPER

REV Gen4 [Narrow] [except Neo]

860201511 • Black / White\*  
860201474 • White / Black\*  
860201599 • Green / Black\*  
860201681 • Black / Black\*860201898 • Lava Red / Black\*  
860201897 • Octane Blue / Black\*  
860202135 • Yellow / Black\*

- Made of stacked lightweight aluminum plates.
- Makes a visual impact and provides added protection.
- Not compatible on vehicle equipped with SAS suspension.

## FRONT BUMPER

REV Gen4 [Narrow]

502007460 • Black



- Easy-install bumper changes the appearance of your sled in minutes.

<b>FRONT BUMPER</b>	REV-XM, XS	<b>860201175</b> • Sunburst Yellow	<b>860201167</b> • Black
		<b>860201168</b> • Orange Crush	<b>860201172</b> • Fusion Red* <b>860201173</b> • Manta Green



- Easy-install bumper changes the appearance of your sled in minutes.

<b>XC FRONT BUMPER</b>	REV-XM, XS	<b>860201318</b> • Black
------------------------	------------	--------------------------



- The ultimate front protection for your sled, providing additional front and lateral protection.
- Large center grab area for additional leverage.
- Heavy-duty performance with lightweight aluminum construction.

<b>FULL WRAP-AROUND FRONT BUMPER</b>	REV Gen4 (Wide) 24" Skandic	<b>860201984</b>
	REV Gen4 (Wide) 16" Tundra	<b>860201982*</b>
	REV Gen4 (Wide) 20" Skandic	<b>860201983**</b>



- Modular full wrap-around front bumper system.
- Tubular steel construction for strength on mid section.
- Protects side panels while still allowing access to them.

*\*Heavy-Duty Front Bumper (860202198) required for installation.  
\*\*Requires Heavy-Duty Front Bumper (860202198) for Skandic Sport.*

<b>1 1/4" FRONT RECEIVER</b>	REV Gen4 (Wide) Skandic and Tundra	<b>860201991</b>
------------------------------	------------------------------------	------------------



- Receiver for use with wrap-around front bumpers for LTS suspension models.
- Allows use of 1 1/4" draw bar on front of sled.

<b>SIDE PANEL PROTECTORS</b>	REV Gen4 (Wide) Tundra, 20" Skandic	<b>860202199</b>
------------------------------	-------------------------------------	------------------



- Use with Full Wrap-Around Front Bumper (860201982 or 860201983).
- Strong steel construction.
- Protect side panels and hood.
- Both swing out of the way for easy access.
- Clean, rugged look.

<b>FULL WRAP-AROUND FRONT BUMPER</b>	REV Gen4 (Wide) 24" Expedition	<b>860202027*</b>
	REV Gen4 (Wide) 20" Expedition	<b>860201822</b>
	REV Gen4 (Wide) 16"	<b>860201676**</b>



- Modular full wrap-around front bumper system.
- Lightweight tubular steel construction for strength on mid section.
- Protects front and side panels while still allowing access to them.
- Requires Adventure Front Plate Bumper (860202563, 860202328, 860202411, 860202643 or 860202410) and Heavy-Duty Front Bumper (860201819) for installation.

*\*Not compatible with Side Panel Protectors (860201677).  
\*\*Not compatible with Driver Footrest (860201932, 860201613, 860201614).*









<b>SIDE PANEL PROTECTORS</b>	REV Gen4 (Wide) 16", REV Gen4 Expedition 20"	<b>860201677</b>
------------------------------	--	------------------



- Attaches to Full Wrap-Around Front Bumper (860201822 and 860201676).
- Lightweight aluminum construction.
- Provides protection to side panels and hood.
- Swings out of the way for easy access.
- Rugged look.

\*While supplies last.

## BUMPERS

<b>HEAVY-DUTY FRONT BUMPER</b>	REV Gen5, REV Gen4 (Wide) [except Skandic and Tundra] REV Gen4 (Wide) Tundra and Skandic	<b>860201819</b> <b>860202198</b>	
	<ul style="list-style-type: none"> <li>Reinforced lightweight aluminum construction.</li> <li>Required for the installation of Full Wrap-Around Front Bumpers [860201676, 860201822 and 860202027].</li> <li>Standard on REV Gen5 (Wide) Renegade Enduro, REV Gen4 (Wide) Renegade Enduro, Expedition LE and Expedition SE.</li> </ul>		
<b>1 1/4" TRAILMAKER FRONT BUMPER RECEIVER</b>	REV Gen4 (Wide) 20" and 24" [except Skandic]	<b>860201825</b>	
	<ul style="list-style-type: none"> <li>Receiver for use with Full Wrap-Around Front Bumper [860201822 and 860202027].</li> <li>Allows use of 1 1/4" draw bar on front of sled.</li> </ul>		
<b>HEAVY-DUTY FRONT BUMPER WITH 2" RECEIVER</b>	REV-XU Skandic	<b>860200987</b>	
	<ul style="list-style-type: none"> <li>Increases front protection.</li> <li>Integrated 2" Multi-Mount Receiver.</li> <li>Works with 2" Multi-Mount Drawbar [860201117] and Multi-Mount Winch [860200992].</li> <li>Note: Not compatible with Prefilter Grille Kit [860201152].</li> </ul>		
<b>EXTRA FRONT BUMPER</b>	REV-XU Expedition	<b>860200350</b>	
	<ul style="list-style-type: none"> <li>Heavy-duty front bumper.</li> </ul>		
<b>FULL WRAP-AROUND FRONT BUMPER</b>	REV-XU Tundra	<b>860200572*</b>	
	<ul style="list-style-type: none"> <li>Full 1.25" [3.8 cm] diameter heavy-duty steel wrap-around model.</li> <li>Delivers added protection to front of sled and side panels.</li> <li>Attaches to existing bumper and footrests.</li> </ul>		
<b>EXTRA FRONT BUMPER</b>	REV-XU Skandic	<b>860200561</b>	
	<ul style="list-style-type: none"> <li>Heavy-duty front bumper.</li> </ul>		
<b>ADVENTURE REAR BUMPER</b>	REV Gen4 Neo – 120"	<b>860202224</b> • Neo Yellow/Black	
	<ul style="list-style-type: none"> <li>Stunning style that matches the Adventure Front Plate.</li> <li>Constructed with a combination of lightweight extruded and heat treated cast aluminum for strength – like the XC Cast Bumper.</li> </ul>		
<b>ADVENTURE REAR BUMPER 16"</b>	REV Gen5, REV Gen4 – 129"	<b>860202412</b> • Black / Black <b>860202396</b> • Neo Yellow	<b>860202540</b> • Spartan Red
	<ul style="list-style-type: none"> <li>Stunning style that matches the Adventure Front Plate.</li> <li>Constructed with a combination of lightweight extruded and heat treated cast aluminum for strength – like the XC Cast Bumper.</li> </ul>		

\*While supplies last.

<b>ADVENTURE REAR BUMPER 16"</b>	REV Gen5, REV Gen4 – 137" and 146" with short tunnel	<b>860202397</b> • Black / Black	<b>860202658</b> • Orange Crush
		<b>860202398</b> • Neo Yellow	<b>860202539</b> • Spartan Red



- Stunning style that matches the Adventure Front Plate.
- Constructed with a combination of lightweight extruded and heat treated cast aluminum for strength – like the XC Cast Bumper.
- Compatible with LinQ Snowboard/Ski.
- Available in all tunnel lengths and multiple colors.

<b>ADVENTURE REAR BUMPER 16"</b>	REV Gen5, REV Gen4 – 146" and 154" with short tunnel	<b>860202400</b> • Black / Black	<b>860202401</b> • Neo Yellow
		<b>860202560</b> • Manta Green	<b>860202750</b> • Orange Crush
			<b>860202543</b> • Spartan Red



- Stunning style that matches the Adventure Front Plate.
- Constructed with a combination of lightweight extruded and heat treated cast aluminum for strength – like the XC Cast Bumper.
- Compatible with LinQ Snowboard/Ski.
- Available in all tunnel lengths and multiple colors.

<b>ADVENTURE REAR BUMPER 16"</b>	REV Gen5, REV Gen4 – 154" and 165" with short tunnel	<b>860202340</b> • Black / Black	<b>860202402</b> • Neo Yellow
		<b>860202561</b> • Manta Green	<b>860202754</b> • Orange Crush
			<b>860202542</b> • Spartan Red



- Stunning style that matches the Adventure Front Plate.
- Constructed with a combination of lightweight extruded and heat treated cast aluminum for strength – like the XC Cast Bumper.
- Compatible with LinQ Snowboard/Ski.
- Available in all tunnel lengths and multiple colors.

<b>ADVENTURE REAR BUMPER 16"</b>	REV Gen5, REV Gen4 – 165" and 175" with short tunnel	<b>860202403</b> • Black / Black	<b>860202404</b> • Neo Yellow
		<b>860202562</b> • Manta Green	<b>860202755</b> • Orange Crush
			<b>860202541</b> • Spartan Red



- Stunning style that matches the Adventure Front Plate.
- Constructed with a combination of lightweight extruded and heat treated cast aluminum for strength – like the XC Cast Bumper.
- Compatible with LinQ Snowboard/Ski.
- Available in all tunnel lengths and multiple colors.

<b>ADVENTURE REAR BUMPER 16"</b>	REV Gen4 – 129"	<b>860202317</b> • Black / Black*
----------------------------------	-----------------	-----------------------------------



- Matches the Adventure front bumper.
- Stunning style and construction.
- Made of lightweight stacked aluminum plates.

<b>ADVENTURE REAR BUMPER 16"</b>	REV Gen4 137" [except Renegade Enduro and Renegade Sport]	<b>860201597</b> • Green / Black*
----------------------------------	---	-----------------------------------



- Matches the Adventure front bumper.
- Stunning style and construction.
- Made of lightweight stacked aluminum plates.
- Doesn't fit REV Gen4 146" short tunnel.

<b>ADVENTURE REAR BUMPER 16"</b>	REV Gen4 154" and 165" with short tunnel	<b>860202151</b> • Black / Black*	<b>860202159</b> • Black / Lava Red*
----------------------------------	--	-----------------------------------	--------------------------------------



- Matches the Adventure front bumper.
- Stunning style and construction.
- Made of lightweight stacked aluminum plates.

<b>ADVENTURE REAR BUMPER 16"</b>	REV Gen4 165" and 175" with short tunnel	<b>860202152</b> • Black / Black *
----------------------------------	--	------------------------------------



- Matches the Adventure front bumper.
- Stunning style and construction.
- Made of lightweight stacked aluminum plates.

\*While supplies last.

**BUMPERS**

<b>HEAVY-DUTY REAR BUMPER</b>	REV Gen4 16" -146"	<b>860201610</b> • Black	
	REV Gen4 16" -154"	<b>860201726</b> • Black	
	REV Gen4 16" -165"	<b>860201727</b> • Black	
	REV Gen4 16" -175"	<b>860201467</b> • Black*	



- Premium finish heavy-duty aluminum bumper for REV Gen4 platform.
- Does not detract from deep snow performance.
- Cannot be used on vehicles with short tunnel.

<b>REAR BUMPER</b>	REV Gen5, REV Gen4 (Narrow) 129"	<b>518328745</b> • Black		
	REV Gen5, REV Gen4 (Narrow) 137"	<b>518328746</b> • Black		
	REV Gen5, REV Gen4 (Narrow) 146"	<b>518329553</b> • Black		
	REV Gen5, REV Gen4 (Narrow) 154"	<b>518328501</b> • Black		<b>518329152</b> • White*
	REV Gen5, REV Gen4 (Narrow) 165"	<b>518328697</b> • Black		
	REV Gen4 (Narrow) 175"	<b>518328834</b> • Black		
	REV Gen4 (Wide) - Tundra 137"	<b>518330033</b> • Black		



- Easy-install bumper changes the appearance of your sled in minutes.
- Cannot be used on vehicles with short tunnel.

<b>REAR BUMPER</b>	REV-XP, XR, XS (120" and 137")	<b>518325481</b> • Black	
--------------------	--------------------------------	--------------------------	--



- Easy-install bumper changes the appearance of your sled in minutes.

<b>XU HEAVY-DUTY REAR BUMPER</b>	XU Skandic SWT, XU Expedition SWT	<b>860201106</b> • Aluminum	
	XU Skandic WT, Expedition SE, LE, Xtreme 2019 and prior	<b>860200991</b> • Aluminum*	



- Ready to accept 2" Receiver (860201062).
- Essential for modular towing options.
- Provides complete rear protection.
- Works hard during intense use.
- Features convenient hand-gripping area.

<b>HITCH REAR BUMPER</b>	REV Gen5, REV Gen4 16" - 129"	<b>860201433</b> • Black	
	REV Gen5, REV Gen4 16" - 137"	<b>860201471</b> • Black	
	REV Gen5, REV Gen4 16" - 146"	<b>860201612</b> • Black	
	REV Gen5, REV Gen4 16" - 154"	<b>860201250</b> • Black	
	REV Gen5, REV Gen4 16" - 165"	<b>860201424</b> • Black	
	REV Gen4 16" - 175"	<b>860201472</b> • Black	



- Required for hitch use.
- Easy attachment with no cutting or drilling.
- Can be used with the LinQ Snowboard/Ski Rack (860202741).
- Does not fit with vehicles with short tunnel.

<b>HITCH REAR BUMPER FOR SHORT TUNNEL</b>	REV Gen5 (Deep Snow) and REV Gen4 short tunnel 146"	<b>860202647</b>	
	REV Gen5 (Deep Snow) and REV Gen4 short tunnel 154"	<b>860202646</b>	
	REV Gen5 (Deep Snow) and REV Gen4 short tunnel 165"	<b>860202648</b>	
	REV Gen5 (Deep Snow) and REV Gen4 short tunnel 175"	<b>860202649</b>	



- Required for hitch use and towing.
- Easy mounting with no cutting.
- Also reinforces the tunnel.
- Can be used with the LinQ Snowboard/Ski Rack (860202741).

\*While supplies last.



<b>HITCH REAR BUMPER</b>	REV-XP, XM - 146"	<b>860200953</b> • Black	
	REV-XP, XM - 154"	<b>860200954</b> • Black	
	REV-XP, XM - 163"	<b>860200955</b> • Black	
	REV-XP, XM - 174"	<b>860201135</b> • Black	



- Heavy-duty aluminum bumper for hitch applications.
- Easy attachment with no cutting or drilling.
- Doesn't fit Grand Touring SE, LE.

<b>HITCH REAR BUMPER</b>	REV-XS, XR, XP - 120" and 137"	<b>860200952</b> • Black	
	REV-XS MXZ - 129"	<b>860201306</b> • Black	
	REV-XS Renegade X-RS, XM Freeride, XU Tundra - 137"	<b>860201307</b> • Black	
	REV-XS, XP, XR, XU Tundra - 120" and 137"	<b>860200803</b> • Black*	



- Heavy-duty aluminum bumper for hitch applications. *\*Does not fit on 137" Freeride.*
- Easy attachment with no cutting or drilling.
- Doesn't fit Grand Touring SE, LE.

<b>HEAVY-DUTY HITCH REAR BUMPER</b>	REV Gen4 (Wide) 24"	<b>860201942</b>	
	REV Gen4 (Wide) 20"	<b>860201795</b>	



- Essential for modular towing options. • 1 1/4" hitch receiver included.
- Provides complete rear protection.
- Features convenient hand-gripping area.
- Adds towing capacity of 300 lb (136 kg), up to 1,500 lb (680 kg) total.

## HITCHES

<b>C-TYPE HITCH</b>	REV Gen5, REV Gen4 16", XP, XR, XS, XM, XU Tundra	<b>860201381</b>	
---------------------	---	------------------	--



- Heavy-duty C-type hitch works in conjunction with hitch rear bumper.

<b>TONGUE TYPE HITCH</b>	REV Gen5, REV Gen4 16", XP, XR, XS, XM, XU Tundra	<b>860200902</b>	
--------------------------	---	------------------	--



- Heavy-duty tongue type hitch works in conjunction with hitch rear bumper.

<b>HEAVY-DUTY TONGUE HITCH</b>	REV Gen4 20" and 24", XU 20" and 24"	<b>860201023</b> • Grey	
--------------------------------	--------------------------------------	-------------------------	--



- Cast stainless steel construction.
- Mounting pattern for Heavy-Duty Hitch Rear Bumpers and Multi-Mount Drawbars.
- Fits on Heavy-Duty Rear Bumper 20" and 24" (860201795, 860201942)
- Fits on Multi-Mount Drawbar.

<b>HITCH TONGUE</b>		<b>511000521</b>	
---------------------	--	------------------	--



- Easily transforms the C-Type Hitch (860201381) into a tongue-type hitch.

\*While supplies last.

## HITCHES

<b>1 1/4" TRAILER HITCH</b>	REV Gen4 Expedition Xtreme and Skandic Sport	<b>860202062</b>	
	<ul style="list-style-type: none"> <li>• Allowing quick switching of towing hook-ups or winch use.</li> <li>• Stock on REV Gen4 Expedition LE, SE.</li> </ul>		
<b>1 1/4" MULTI-MOUNT DRAWBAR WITH NEW HITCH PIN</b>	Fits on 1 1/4" Trailer Hitch [860202062] and Front Receiver [860201991, 860201825]	<b>860202579</b>	
	<ul style="list-style-type: none"> <li>• Allows quick installation and removal of different towing platforms.</li> <li>• Use with tongue or J-hook style hitches as needed.</li> </ul>		
<b>2" MULTI-MOUNT DRAWBAR</b>	Fits on XU with Rear 2" Receiver [860201062] or Heavy-Duty Front Bumper [860200987]	<b>860201117</b>	
	<ul style="list-style-type: none"> <li>• Allows quick installation and removal of different towing platforms.</li> <li>• Compatible with J-Hitch [860201142] and Heavy-Duty Tongue Hitch [860201023].</li> </ul>		
<b>FRONT &amp; REAR HITCH DRAWBAR</b>	Fits on XU Rear 2" Receiver [860201062] or Heavy-Duty Front Bumper [860200987]	<b>715008350</b>	
	<ul style="list-style-type: none"> <li>• Fits 2" receiver hitch.</li> <li>• Hitch ball not included.</li> </ul>		
<b>J-HITCH</b>	REV Gen4 20" and 24", XU 20" and 24"	<b>860201142</b>	
	<ul style="list-style-type: none"> <li>• Fits on Heavy-Duty Rear Bumper 20" and 24" [860201795, 860201942].</li> <li>• Fits on Multi-Mount Drawbar [860202579, 860201117].</li> <li>• Spring-loaded latch system for quick, secure hook-up.</li> </ul>		
<b>2" RECEIVER FOR HEAVY-DUTY REAR BUMPER</b>	Fits on XU Heavy-Duty Rear Bumpers WT [860200991] or SWT [860201106]	<b>860201062</b>	
	<ul style="list-style-type: none"> <li>• Easy installation.</li> <li>• Standard 2" size for wide compatibility.</li> <li>• Allows quick switching of towing hook-ups or winch use.</li> <li>• Does not fit with stock tongue hitch 2016–2018.</li> </ul>		
<b>MULTI-MOUNT HD 2500 WINCH</b>	REV Gen4 [Wide] 20" and 24" Expedition and Skandic XU	<b>860202331</b> <b>860200992*</b>	
	<ul style="list-style-type: none"> <li>• Integrated carry handle, to easily manage winch, mounting.</li> <li>• Side Tunnel mount for easy access and secure storage.</li> <li>• Ergonomic clutch handle.</li> <li>• Rugged all-steel gears and bushings, provides more torque and longer life.</li> <li>• Automatic 100% load-holding brake.</li> <li>• Sealed solenoid for all-weather protection.</li> <li>• Weather-sealed handlebar mounted switch.</li> <li>• Corded 10 ft. (3 m) weather sealed hand-held remote.</li> <li>• Pulling strength capability of 2,500 lb (1,134 kg).</li> <li>• 50 ft. of 3/16" (15.2 m of 4.8 mm) wire steel cable.</li> <li>• Heavy-duty 4-way roller fairlead.</li> <li>• EC compliant.</li> <li>• Fits Heavy-Duty Hitch Rear Bumper [860201795] and 1 1/4" Trailer Hitch Receiver.</li> </ul>		

\*While supplies last.

## ACCESSORIES

## HAWSE GUIDE

860201143



- Replaces Roller Fairlead for longer cable life.
- For use with synthetic cable only.
- Replaces Roller Fairlead when Synthetic Cable (715004254) is installed.

## SLEIGH, RACKS &amp; HOLDERS

## SLEIGH

## LinQ SLEIGH

Fits on vehicles equipped with Tongue Hitch

860202569



- Comes with an easy to retract protective cover that prevents snow intrusion while still allowing the installation of LinQ accessories on the sleigh top.
- LinQ accessories can be installed on top and inside (LinQ Cargo Base Kit not included).
- Made of high-molecular-weight polyethylene.
- 2-part removable cover.
- Rain resistant.
- Carbide ready (860201044).
- Slots for dividers precast in. (Dividers not included.)
- Dimensions 81" (206 cm) L x 33" (84 cm) W x 21" (54 cm) H.
- Volume 485 L (110 US gallons, 29 597 cu in).
- Weight capacity: 750 lb (340 kg) TOTAL (including top); max on top 75 lb (34 kg).
- Spring dampened pull bar.

## RACKS

## NEW STACKABLE LinQ DECK

REV Gen4 (Wide) 20" and 24"

860202746



- Doubles the LinQ mounting surface area of the tunnel positions 1 and 2.
- Top deck maximum weight capacity: 50 lb (22 kg), total tunnel weight capacity with Stackable LinQ Deck installed: 100 lb (44 kg).
- Steel and aluminum structure is covered with polypropylene for long life.
- Eight LinQ attachment points for single mount accessories like LinQ Tool Holder (860201846) and LinQ Working Light (860202380).
- Lever operated latch opens/closes the deck.
- Equipped with a gas strut that holds the deck open for easier access to cargo underneath.
- Reinforcement kit included to give extra protection to the Cargo Rack Kit when Stackable LinQ Deck is installed.
- Ability to leave equipment installed on the top deck when there is no passenger seat installed.
- Requires installation of Cargo Rack Kit (860202245) for Expedition Xtreme and Skandic Sport.
- We recommend changing the stock rear springs for stiffer springs when installing the Stackable LinQ Deck.

## LinQ SNOWBOARD/SKI RACK

REV Gen5, REV Gen4 16", 146" and longer  
Fits short tunnel

860202741



- Newly redesigned.
- Simpler, quicker and easier way to attach skis or snowboards.
- Fits 2 snowboards or 1 pair of skis and poles.
- Easy to adjust from skis to boards and back in seconds.
- Fits all sizes of skis, snowboards and snowsurfs.
- Easy release straps can be operated with gloves on.
- Rubber cushions protect edges and hold ski poles securely without damage.
- Non-intrusive positioning.
- Compatible with stock bumper, requires Reinforcement Kit (860202742).
- Compatible with new hitch and Adventure rear bumpers (casting included).
- Requires LinQ Cargo Base Kit (860201806) on REV Gen4 16" tunnels for 2021 and prior models.

## LinQ SNOWBOARD/SKI RACK REINFORCEMENT KIT

Fits with LinQ Snowboard/Ski Rack (860202741) except Expedition Sport, Tundra LT, Tundra LE

860202742



- Required to install the LinQ Snowboard/Ski Rack (860202741) with the stock rear bumper.
- Adds strength and support to the tunnel.








## PROTECTIVE DECAL FOR LinQ SNOWBOARD/SKI RACK

516006982

(Not illustrated)

- To protect your tunnel from ski tip scratches when using the LinQ Snowboard/Ski Rack.

## RACKS

<b>LinQ REAR CARGO RACK</b>	REV Gen4 (Wide) 20" and 24"	<b>860201800</b>	
	<ul style="list-style-type: none"> <li>• Replaces passenger seat for extra cargo capacity.</li> <li>• Simple attachment.</li> <li>• Retains underseat access with clever hinge system.</li> <li>• Allows use of more LinQ bags.</li> <li>• Works even when the Stackable LinQ Deck (860202746) is installed.</li> </ul>		
<b>LinQ REAR CARGO RACK</b>	REV-XU Skandic and Expedition	<b>860200914</b>	
	<ul style="list-style-type: none"> <li>• Provides mounting point for LinQ Cargo Base Kit (860201806).</li> <li>• Compatible with LinQ fuel caddies and tunnel bags.</li> <li>• Easily interchangeable with passenger seat.</li> <li>• Provides additional cargo space.</li> </ul>		
<b>CARGO RACK KIT</b>	REV Gen4 146" Backcountry (except Backcountry X-RS) , Summit SP, Tundra REV Gen4 154" Summit SP, Tundra, Expedition Sport	<b>860202217</b> <b>860202223</b>	
	<ul style="list-style-type: none"> <li>• Maximizes tunnel cargo capacity.</li> <li>• Integrated anchor points for bungees or tie downs.</li> <li>• Adds functionality with mounts for LinQ Tool Holders (860201846).</li> </ul>		
<b>LinQ UNIVERSAL RACK</b>	REV Gen5, REV Gen4	<b>860202208</b>	
	<ul style="list-style-type: none"> <li>• This Universal Rack can make generic accessories LinQ compatible.</li> <li>• Allows a multitude of products and configurations on LinQ tunnels.</li> <li>• See table on pages 88 and 89 for requirements.</li> </ul>		
<b>LinQ UNIVERSAL RACK – OTHER BRANDS</b>	Other brands of vehicles with tunnel of 15" to 17" wide (378 mm to 432 mm)	<b>860202357</b>	
	<ul style="list-style-type: none"> <li>• Universal rack designed to fit non-LinQ tunnels (Ski-Doo and competitive brands).</li> <li>• Install LinQ accessories on non-LinQ compatible tunnels.</li> <li>• Allows a multitude of products and configurations on almost any sled.</li> <li>• Double the storage by adding another on longer tunnels.</li> <li>• Includes installation hardware for side mounting.</li> <li>• Fits 14.875 to 17 inch (37.8 cm to 43.2 cm) wide tunnels.</li> </ul>		
<b>LUGGAGE RACK REINFORCEMENT PLATES</b>	REV-XM, XP, XR, XS, XU Tundra	<b>860200798</b>	
	<ul style="list-style-type: none"> <li>• Additional reinforcement for your long and short rear racks.</li> <li>• Made of high strength steel.</li> <li>• Sold in pairs.</li> </ul>		
<b>CARGO RACK KIT</b>	REV Gen4 (Wide) 20" Expedition Xtreme and Skandic Sport	<b>860202245</b>	
	<ul style="list-style-type: none"> <li>• A convenient way to maximize tunnel cargo space.</li> <li>• Required to install the Chain Saw Holder (860201827).</li> <li>• Includes the rack and hardware.</li> <li>• 1 1/4" hitch included.</li> </ul>		

**REAR RACK EXTENSION**

REV-XU Skandic and Expedition

860200700



- Delivers increased cargo space.
- Does not fit with XU Heavy-Duty Rear Bumper (860201106).

**HOLDERS**

**LinQ AXE HOLDER**

REV Gen5, REV Gen4, XM, XS, XU,137" and up

860201854



- Securely mounts on either side of the tunnel using LinQ anchors.
- Universal sizing to fit a wide variety of axes.
- Can be mounted on either side of the vehicle.
- Works even when the Stackable LinQ Deck (860202746) is installed.

**CHAIN SAW HOLDER**

REV Gen4 (Wide) 20" and 24"

860201827



- Securely mounts to rear of vehicle.
- Retains full function of LinQ accessories, including cargo box.
- Compatible with most blades up to 18".
- Cargo Rack Kit (860202245) required for Expedition Xtreme and Skandic Sport.
- Not compatible with LinQ Adventure Cargo Box (860202448).
- Not compatible with Stackable LinQ Deck (860202746).

**ICE AUGER HOLDER**

REV Gen4 (Wide) 20" and 24" except Skandic Sport and Expedition Xtreme

860202779



- New position on the tunnel or on Cargo Box Cover – doesn't add width to the snowmobile
- Great for riding in wooded areas
- Easy installation with LinQ brackets
- Mount and dismount your auger in seconds with the two-point mounting system
- Handles augers with up to 8" blades
- Compatible with Cargo Boxes 860202416 and 860202085

**LinQ ICE AUGER HOLDER**

REV Gen4 (Wide) 20" and 24" except Skandic Sport and Expedition Xtreme

860201828



- Securely mounts to right side of vehicle.
- Easy on/off and installation.
- Retains full function of LinQ accessories.
- Handles augers with up to 10" blades.
- Works even when the Stackable LinQ Deck (860202746) is installed.
- May be installed with Heavy-Duty Hitch Rear Bumper (860201795)

**LinQ TOOL HOLDER**

REV Gen5, REV Gen4, XS, XM

860201846



- Designed for universal applications.
- Convenient swivel latch allows tools like a shovel to be stored in multiple positions.
- Designed specifically for winter use.
- Sold in pairs.
- Can be installed on the Stackable LinQ Deck (860202746).
- See table on pages 88 and 89 for requirements.

## HOLDERS

### SHOVEL WITH SAW HANDLE

860201918



- Design with better cutting edge.
- Features integrated saw handle.
- Blade flips 90° to pull snow away.
- Can be dismantled for easy storage.

### SAW & HANDLE REPLACEMENT FOR SHOVEL

520002004



- D-shaped handle.

### SKI-DOO PULLING STRAP

860202195



- Save your back and get unstuck the easy way.
- Lightweight, compact, affordable.
- Extremely robust material.
- Available in yellow only. 2 per pack.

# PROTECTION & REINFORCEMENT

## REV GEN5, NEO & REV GEN4

### SKID PLATE

REV Gen5 (Deep Snow)

860202417 • Black  
860202418 • Neo Yellow

860202751 • Orange Crush  
860202603 • Catalyst Grey  
860202423 • Manta Green



- Narrower than a Full Body, but wider than an Extreme skid plate in size – good blend of protection and agility.
- Injection molded process provides perfect fit and easier installation with a clean look. Smooth surfaces also reduce drag.
- 4 mm thick high impact resistance polypropylene for durability.
- Attachment kit included.
- Chassis is premarked for easy installation.

### NEW EXTREME SKID PLATE

REV Gen5 (Deep Snow)

860202851 • Black



- Injection molded process provides smooth surface, better definition, a perfect fit and easier installation.
- For assertive riders who demand the ultimate protection.
- Smooth bottom surface to reduce drag.
- 4-mm thick, high impact resistance polypropylene for durability.
- Attachment kit included.
- Chassis is premarked for easy installation.

### FULL BODY SKID PLATE

REV Gen5 (Trail, Narrow)

860202625 • Orange Crush  
860202420 • Black  
860202421 • Neo Yellow



- Injection molded process delivers clean lines, a perfect fit and easier installation. Smooth surfaces reduce drag.
- 4 mm thick high impact resistance polypropylene for durability.
- Attachment kit included.
- Chassis is premarked for easy installation.

<b>FULL BODY SKID PLATE</b>	REV Gen5 (Wide) and REV Gen4 (Wide) 16" and 20"	<b>860201847*</b> • Lava Red	<b>860202743</b> • Black
		<b>860202753</b> • Neo Yellow	<b>860201810*</b> • White



- Injection molded process provides smooth surface, better definition, a perfect fit and easier installation.
- For assertive riders who demand the utmost protection.
- Smooth bottom surface to reduce drag.
- 4 mm thick, high impact resistance polypropylene for durability.
- Extra wide, covers vital primary clutch, chaincase and front heat exchanger components to provide maximum underbelly protection.
- Attachment kit included.
- Chassis is premarked for easy installation.
- Except Expedition 24", Skandic and Tundra

<b>FULL BODY SKID PLATE</b>	REV Gen4 (Narrow)	<b>860202604*</b> • Neo Yellow	<b>860201441*</b> • Sunburst Yellow
		<b>860201583*</b> • Octane Blue	<b>860201442*</b> • Orange Crush
		<b>860201227*</b> • Black	<b>860201443*</b> • White
			<b>860201809*</b> • Lava Red



- Injection molded process delivers clean lines, a perfect fit and easier installation. Smooth surfaces reduce drag.
- 4 mm thick high impact resistance polypropylene for durability.
- Attachment kit included.
- Chassis is premarked for easy installation.

<b>FULL BODY SKID PLATE</b>	REV Gen4 (Wide) 16" Tundra	<b>860202044</b> • Black
	REV Gen4 (Wide) 20" Skandic	<b>860202045</b> • Black
	REV Gen4 (Wide) 24" Skandic	<b>860202046</b> • Black



- 3-part kit includes main center section and easily removable extensions under running boards that protect brake and chaincase.
- Made of high molecular weight polyethylene.
- Provides maximum underbelly protection.

<b>FULL BODY SKID PLATE</b>	REV Gen4 (Wide) 24" Expedition SWT and LE	<b>860202043</b> • Black
-----------------------------	---	--------------------------



- 3-part kit includes main center section and easily removable extensions under running boards that protect brake and chaincase.
- Made of high molecular weight polyethylene.
- Provides maximum underbelly protection.

<b>EXTREME SKID PLATE</b>	REV Gen4 (Narrow)	<b>860202392*</b> • Orange Crush	<b>860201738</b> • Black
		<b>860202178*</b> • Lava Red	<b>860202177*</b> • Octane Blue



- Injection molded process provides smooth surface, better definition, a perfect fit and easier installation.
- For assertive riders who demand the utmost protection.
- Smooth bottom surface to reduce drag.
- 4-mm thick, high impact resistance polypropylene for durability.
- Attachment kit included.
- Chassis is premarked for easy installation.

<b>RACING SKID PLATE</b>	REV Gen4 (Narrow)	<b>860201579</b> • Black
--------------------------	-------------------	--------------------------




- Injection molded process provides smooth surface, better definition, a perfect fit and easier installation.
- For assertive riders who demand the utmost protection.
- Smooth bottom surface to reduce drag.
- 4 mm thick, high impact resistance polypropylene for durability.
- Attachment kit included.
- Chassis is premarked for easy installation.

\*While supplies last.

## REV GEN5, NEO & REV GEN4

<b>TUNNEL RADIATOR PROTECTOR</b>	REV Gen5, REV Gen4 16"-137" (except short tunnel)	<b>860201830</b>
	REV Gen5, REV Gen4 16"-146" (except short tunnel)	<b>860201831</b>
	REV Gen5, REV Gen4 16"-154" (except short tunnel)	<b>860201832</b>
	REV Gen5, REV Gen4 16"-165" (except short tunnel)	<b>860201833</b>


  


 <ul style="list-style-type: none"> <li>Used on vehicles equipped with front tunnel protector to provide the additional protection required with studded tracks.</li> <li>Made of plastic.</li> </ul>
---

## REV-XM & REV-XS

<b>EXTREME SKID PLATE</b>	REV-XM, XS	<b>860201146</b> • Sunburst Yellow*
		<b>860200742</b> • Orange Crush*


 <ul style="list-style-type: none"> <li>Injection molded process provides better definition, a perfect fit and easier installation.</li> <li>For assertive riders who demand the utmost protection.</li> <li>Smooth bottom surface to reduce drag.</li> <li>4 mm thick, high impact resistance polypropylene for durability.</li> </ul>	<ul style="list-style-type: none"> <li>Attachment kit included.</li> <li>Chassis is premarked for easy installation.</li> <li>Includes marking for 4-stroke oil change cut-out.</li> </ul>
---	--

<b>FULL BODY SKID PLATE</b>	REV-XM, XS	<b>860200605</b> • Black*	<b>860201035</b> • White
		<b>860200739</b> • Yellow*	
 <ul style="list-style-type: none"> <li>Wide shape for full protection and maximum flotation.</li> <li>Injection molded process provides better definition, a perfect fit and easier installation.</li> <li>For assertive riders who demand the utmost protection.</li> <li>Smooth bottom surface to reduce drag.</li> <li>4-mm thick, high impact resistance polypropylene for durability.</li> </ul>	<ul style="list-style-type: none"> <li>Extra wide, covers vital primary clutch, chaincase and front heat exchanger components to provide maximum underbelly protection.</li> <li>Attachment kit included.</li> <li>Chassis is premarked for easy installation.</li> <li>Includes marking for 4-stroke oil change cut-out.</li> </ul>		

## EXTREME & FULL BODY SKID PLATES


<b>FULL BODY SKID PLATE</b>	REV-XU Expedition SE, Xtreme, LE (2009-2019)	<b>860200563</b> *
-----------------------------	--	--------------------

 <ul style="list-style-type: none"> <li>Provides additional underbelly protection in off-trail conditions.</li> <li>Made of high molecular weight polyethylene.</li> <li>Helps glide on snow and prevents snow from sticking to the frame.</li> </ul>	<ul style="list-style-type: none"> <li>Works with A-arm protectors.</li> <li>Standard on REV-XU Expedition SE (2009-2019).</li> </ul>
--	---


<b>FULL BODY SKID PLATE</b>	REV-XP	<b>860200287</b> *
-----------------------------	--------	--------------------

 <ul style="list-style-type: none"> <li>High molecular weight polyethylene embossed with Ski-Doo logo.</li> <li>For assertive riders who demand the utmost protection.</li> <li>Attachment kit included.</li> <li>Chassis is premarked for easy installation.</li> </ul>
---

<b>FULL BODY SKID PLATE</b>	REV-XU WT 2016 and up	<b>860201342</b>
	REV-XU SWT 2016 and up	<b>860201343</b> *
	REV-XU Tundra	<b>860200601</b>


 <ul style="list-style-type: none"> <li>High molecular weight polyethylene.</li> <li>Provides maximum underbelly protection in off-trail conditions.</li> <li>Helps glide on snow and prevents snow from sticking to the frame.</li> </ul>
---


\*While supplies last.





<b>SKID PLATE FASTENER KIT</b>	REV-XP, XR, XS, XM	<b>860200808</b>
<i>(Not illustrated)</i>		
<ul style="list-style-type: none"> <li>Made to fit and hold your skid plate securely in place.</li> </ul>		


**REINFORCEMENT**


<b>TUNNEL REINFORCEMENT</b>	REV Gen4 Summit X with Expert package, Summit X and Freeride 154"-165" with tMotion Adjustable Limiter Strap (860201861)	<b>860201995</b>
	<ul style="list-style-type: none"> <li>Additional strength and traction along the running board.</li> <li>Machined aluminum extrusions.</li> <li>Colors to add some style.</li> <li>Provides more support and boot traction for aggressive riders.</li> </ul>	<ul style="list-style-type: none"> <li>Compatible with tMotion Adjustable Limiter (860201861).</li> <li>Does not fit with Remote Limiter Strap Adjuster (860201855 and 860201496).</li> </ul>

<b>TUNNEL REINFORCEMENT</b>	REV Gen5 (Trail), REV Gen4, MXZ and Renegade [except Renegade Backcountry, Backcountry X and X-RS, MXZ X-RS]	<b>860201584</b> • White* <b>860201465</b> • Black
	<ul style="list-style-type: none"> <li>Additional strength and traction along the running board.</li> <li>Machined aluminum extrusions.</li> <li>Colors to add some style.</li> <li>Provides more support and boot traction for aggressive riders.</li> </ul>	

<b>TUNNEL REINFORCEMENT</b>	REV Gen4 Summit Neo, Summit Edge, Summit SP, Backcountry, Backcountry X	<b>860201636</b> • Black <b>860201730</b> • Octane Blue
	<ul style="list-style-type: none"> <li>Additional strength and traction along the running board.</li> <li>Machined aluminum extrusions.</li> <li>Colors to add some style.</li> <li>Provides more support and boot traction for aggressive riders.</li> </ul>	<ul style="list-style-type: none"> <li>Not compatible with tMotion Adjustable Limiter (860201861).</li> </ul>

<b>TUNNEL REINFORCEMENT</b>	REV Gen4 Summit X [except with Expert package], Freeride 154"-165"	<b>860201638</b> • Black <b>860201783</b> • Lava Red* <b>860201734</b> • Octane Blue*
	<ul style="list-style-type: none"> <li>Additional strength and traction along the running board.</li> <li>Machined aluminum extrusions.</li> <li>Colors to add some style.</li> <li>Provides more support and boot traction for aggressive riders.</li> </ul>	<ul style="list-style-type: none"> <li>Not compatible with tMotion Adjustable Limiter (860201861).</li> </ul>

<b>RAIL REINFORCEMENT</b>	REV Gen4 146" to 165" with tMotion and cMotion rear suspensions	<b>860201005</b>
	<ul style="list-style-type: none"> <li>Increases rail strength and longevity.</li> </ul>	

<b>RAIL REINFORCEMENT</b>	REV Gen5, REV Gen4, XM, XP 146" and up with tMotion and cMotion rear suspensions	<b>860201464</b>
	<ul style="list-style-type: none"> <li>Lightweight cast aluminum construction.</li> <li>Increases rail strength and longevity.</li> <li>Can replace stock stiffener on Freeride.</li> </ul>	

\*While supplies last.

# TOE-HOLDS, FOOTRESTS & KNEE PADS

## TOE-HOLDS

### FIXED TOE-HOLDS

REV Gen5 (MXZ, Renegade, Backcountry), REV Gen4 (MXZ Neo, Renegade, Backcountry, Summit, Freeride)

860202655



- Compatible with rubber shims and Lateral Footplates (860202656).

### FIXED TOE-HOLDS

REV Gen4 Summit (except Neo), Freeride and Backcountry

860201510



- Fixed toe-holds for control and leverage when boondocking.

### ADJUSTABLE TOE-HOLDS

REV Gen4 16" Summit (except Neo), Freeride, Backcountry and Expedition 16"

860201765



- Die-cast aluminum part.
- Allows user to adjust toe-hold position for different riding styles and control.
- Foldable for easy floorboard access.

- Adjustable 3" (7.6 cm) rearward and 1.5" (3.8 cm) upward.
- Forward/backward and top/down adjustments.

### ADJUSTABLE TOE-HOLDS

REV Gen4 MXZ, Renegade, Neo and Grand Touring

860201305\*



- Adjustable solid toe-holds (non-folding).
- Provide 0.6" (1.5 cm) vertical and 1.6" (4 cm) horizontal adjustment range.

- Work with both size rubber shims and Lateral Footrests (860202656).

### SHIM KIT FOR TOE-HOLDS

REV Gen5 (Trail, Crossover), REV Gen4 (Narrow) MXZ Neo and Renegade

860201408



- Spacers in two heights (10 mm, 20 mm) let you determine how tight your boots fit the toe-holds.

### TUNNEL GRIP PLATES

Fit all models (except Youth)

860200164



- Lightweight plastic grip plates for extra side boot grip in rough riding conditions.
- Developed for the 600 Race sled.
- Sold in pairs with complete hardware.

## FOOTRESTS

### DRIVER FOOTREST










REV Gen5 (Trail, Crossover), REV Gen4, MXZ Neo, MXZ, Renegade, Backcountry and Grand Touring

860201932 • Black  
860201613 • White  
860201614 • Manta Green



- Customize the fit and function of your sled.
- Offers a natural angled platform for riders that push with their feet.

- Machined aluminum extrusions in different colors, add traction and style.
- Not compatible with Lateral Footplates (860202656).

<b>LATERAL FOOTPLATES</b>	REV Gen5 (MXZ, Renegade), REV Gen4 (MXZ Neo, Renegade)	<b>860202656</b>		<ul style="list-style-type: none"> <li>• Cast aluminum construction.</li> <li>• Let riders use their feet to push in corners.</li> <li>• Provides a more locked feel.</li> <li>• Fits with air suspension, SAS suspension and fixed or adjustable toe-holds.</li> <li>• Does not fit with full wrap-around bumpers and footrests.</li> </ul>	<ul style="list-style-type: none"> <li>• Keeps the feet warmer.</li> </ul>
<b>REAR FOOTREST</b>	REV Gen4 (Summit SP)	<b>860201504*</b>		<ul style="list-style-type: none"> <li>• Additional boot grip on rear tunnel.</li> <li>• Integrated design, looks and functions great.</li> </ul>	
<b>KNEE PADS</b>					
<b>DEEP SNOW SOFT KNEE PADS</b>	REV Gen5 (Deep Snow) without electric starter	<b>860202702</b>		<ul style="list-style-type: none"> <li>• Fit perfectly on REV Gen5 (Deep Snow) without electric starter.</li> <li>• Provide comfort and impact absorption.</li> <li>• Allow the knees to grip better.</li> </ul>	<ul style="list-style-type: none"> <li>• Made with a flexible injection molded material.</li> <li>• Easy-to-install Christmas tree type fasteners.</li> </ul>
<b>TRAIL SOFT KNEE PADS</b>	REV Gen5 (Trail) (except Backcountry), REV Gen4 (Wide) 16"	<b>860202618</b>		<ul style="list-style-type: none"> <li>• Fit perfectly on the REV Gen5 (Trail) without manual reverse.</li> <li>• Provide comfort and impact absorption.</li> <li>• Allow the knees to slide freely between the ergo 1 and the ergo 2.</li> </ul>	<ul style="list-style-type: none"> <li>• Made with a flexible injection molded material.</li> <li>• Easy-to-install Christmas tree type fasteners.</li> </ul>
<b>NEW UTILITY SOFT KNEE PADS</b>	REV Gen4 (Wide) 20" and 24"	<b>860202852</b>		<ul style="list-style-type: none"> <li>• Fit perfectly on 20" and 24" Ski-Doo models.</li> <li>• Provide comfort, impact absorption and extra knee grip.</li> </ul>	<ul style="list-style-type: none"> <li>• Made with a flexible injection molded material.</li> <li>• Easy-to-install Christmas tree type fasteners.</li> </ul>
<b>KNEE PADS</b>	REV Gen5 (Trail, Crossover), Neo, REV Gen4 without manual reverse	<b>860201917</b>		<ul style="list-style-type: none"> <li>• Designed for a perfect fit on REV Gen4 (Narrow).</li> <li>• Provide comfort, impact absorption and extra knee grip.</li> <li>• Injection molded soft material.</li> </ul>	<ul style="list-style-type: none"> <li>• Easy install with peel-off adhesive.</li> <li>• REV Gen4 (Narrow): Rewind Cover (860201463) required if pull start.</li> </ul>
<b>SECOND STEP KNEE PADS</b>	REV Gen4 (Wide) 16"	<b>860202063</b>		<ul style="list-style-type: none"> <li>• Designed to add extra knee grip and absorb impacts when leaning forward in aggressive cornering situations.</li> </ul>	<ul style="list-style-type: none"> <li>• Injection molded soft material.</li> <li>• Easy install with peel-off adhesive.</li> </ul>
<b>MANUAL REVERSE KNEE PADS</b>	REV Gen4 (Wide) 16" with manual reverse	<b>860201916</b>		<ul style="list-style-type: none"> <li>• Provide comfort, impact protection and extra grip.</li> <li>• Injection molded soft material.</li> <li>• Easy install with peel-off adhesive.</li> </ul>	
<b>REWIND COVER</b>	REV Gen4 (Narrow) Summit, Backcountry, Freeride	<b>860201463</b>		<ul style="list-style-type: none"> <li>• Covers rewind handle to let your knees slide smoothly.</li> <li>• Allows installation of Knee Pads (860201917).</li> </ul>	

\*While supplies last.


# SUSPENSION & SHOCK KITS

## SUSPENSION

### REMOTE COUPLER BLOCK ADJUSTER

REV Gen4 129" and 137" with rMotion rear suspension (2020 and prior), MXZ Sport, Renegade Sport, Grand Touring Sport (2021 and up)

860201902\*



- Allows rider to attune ski-loading to current trail conditions.
- Quickly change coupler block position with a twist of the wrist.
- Go from uncoupled to your preferred coupled setting instantly.
- Coupled = less transfer, more weight on skis under acceleration.
- Uncoupled = more transfer, easier to lift skis under acceleration.
- Patent pending.

### tMOTION ADJUSTABLE LIMITER STRAP

REV Gen5 (Deep Snow)

860202439

REV Gen4 (Narrow) with tMotion and cMotion rear suspensions (except Freeride 146" 2020 and prior and Backcountry X-RS)

860201861



- Quickly change limiter strap length by flipping a lever, to attune ride and handling to snow conditions and terrain.
- Shortening keeps the front end lower and improves track approach angle.
- Lengthening increases transfer and lifts the front end higher.
- Adjustment is equivalent to 2 holes on a conventional strap (1.3"/34 mm).
- Slim, non-intrusive design.
- 2 initial settings to choose from: holes 3 to 5 or 2 to 4 (compared to conventional strap hole positions).
- US patent 9022156.

### T MOTION KIT

REV Gen5 (Deep Snow)

860202723



- Convert a tMotion XT fixed arm suspension into a tMotion X suspension.
- Articulated rear arm to increase maneuverability and agility.

### tMOTION RIGID ARM

REV Gen5 (Deep Snow)

860202413



- Convert a tMotion X to a fixed arm tMotion XT suspension.
- Fixed rear arm for technical riding in steep terrain.
- Improves sidehilling performance.
- More precise and predictable while sacrificing some ease and agility.

### NEW RAS RX FRONT SUSPENSION

REV Gen5 and REV Gen4 with RAS X front suspension and 42" ski stance (except Grand Touring)

860202843



- Provides better cornering stability and steering precision.
- The taller ski leg and the new geometry are inspired by the RAS-RS.

### FRONT SUSPENSION WIDENING KIT

REV Gen5 (Deep Snow), REV Gen4 Summit and Freeride with 36" RAS 3 front suspension

860201588



- Adjustable width 38.4"–40.1" (975–1,019 mm).
- Includes X package shock absorbers and springs.

### RAS X FRONT SUSPENSION UPGRADE KIT (WITHOUT SHOCKS)


REV Gen4 MXZ, Renegade and Grand Touring with RAS 3 front suspension


860202187




- Update your sled RAS 3 to the new RAS X configuration.
- Provides wider ski stance offering sure-footed cornering with improved bump performance.
- Kit includes new spindles and A-arms and all necessary hardware.
- Compatible with Pilot X skis.


\*While supplies last.


<b>FRONT SUSPENSION KIT (36")</b>	REV-XM, XS, XP	<b>860201153</b>	
	<ul style="list-style-type: none"> <li>• To update your sled to the REV-XM Summit X with T3 package.</li> <li>• Delivers the agility of the original S-36 handling package, plus the benefits of the RAS 2.</li> <li>• Better straightline tracking on big bumps.</li> <li>• Lighter weight.</li> <li>• Great styling.</li> <li>• HPG shocks.</li> <li>• Ski stance adjustable from 35.7" (90 cm) to 37.4" (95 cm).</li> </ul>		

<b>SWAY BAR QUICK-DISCONNECT LINK KIT</b>	REV Gen5 (Deep Snow), REV Gen4 Summit and Freeride, XM and XP Summit 2013 to 2020	<b>860200811</b>	
	<ul style="list-style-type: none"> <li>• Kit allows you to utilize the benefits of a sway bar on rough trails and quickly disconnect it for sidehilling.</li> <li>• Sold individually.</li> </ul>		


**NEO SUSPENSION**

<b>RETROFITTABLE SWAY BAR</b>	Neo	<b>860202206</b>	
	<ul style="list-style-type: none"> <li>• Kit gives the rider the benefit of a sway bar for stability on trails.</li> </ul>		

<b>REAR SUSPENSION COIL</b>	Neo	<b>860202457</b>	
	<ul style="list-style-type: none"> <li>• Higher capacity springs for use with passengers or larger riders.</li> </ul>		

<b>SHOCK UPGRADE KIT</b>	Neo Base	<b>860202210</b>	
	<ul style="list-style-type: none"> <li>• Premium front shock upgrade for base Neo model.</li> <li>• KYB 36 mm high pressure gas shock absorber.</li> <li>• Spring preload adjustment.</li> <li>• Reverse mounting (body up) to minimize unsprung weight.</li> </ul>		

**KYB SHOCKS**

<b>KYB PERFORMANCE SHOCKS KIT</b>	REV Gen5 and REV Gen4 with RAS X suspension (except SAS)	<b>860202466</b>	
	<ul style="list-style-type: none"> <li>• Race Edition KYB shock absorbers.</li> <li>• Piggy Back 46 mm bodies with 16 mm shaft.</li> <li>• Feature separate adjustments for high- and low-speed compression plus rebound damping.</li> <li>• Kashima coated for friction-free performance and long life.</li> <li>• Fits RAS X front suspension.</li> </ul>		



## FOX SHOCK KITS

### REAR TRACK SHOCKS – LIGHTWEIGHT FLOAT 3 QS3 (CENTER) / 1.5 ZERO QSR WITH LOCK-OUT (REAR)

REV Gen4 Summit and Freeride 146", 154", 165" with tMotion

860202278\*



- This FOX kit features the Lightweight Float 3 center and 1.5 Zero with lock-out rear shocks to help your sled get skinny. The center shock features QS3 three position adjustment for quick and easy compression and rebound adjustments. The rear features QS3 compression adjustment plus a lockout feature.

- FEATURES:
  - Optimized lightweight shock design.
  - One piece, aluminum mounting hardware.
  - High-flow velocity-sensitive damping.
  - Internal groove position sensitive technology.
  - Fully rebuildable and re-tunable.
  - Fits 146"-165" track lengths.

### REAR TRACK SHOCKS – LIGHTWEIGHT 1.5 ZERO QS3-R (CENTER) / LIGHTWEIGHT 1.5 ZERO QSR WITH LOCKOUT (REAR)

REV Gen4 Summit and Freeride 146", 154", 165" with tMotion

860202276\*



- The newest version of FOX's renowned lightweight shocks to fit deep snow rear suspensions. The center shock features QS3 three position adjustment for quick and easy compression and rebound adjustments. The rear features QS3 compression adjustment plus a lockout feature.

- FEATURES:
  - Optimized lightweight spring and shock design.
  - FOX ice scraper technology (FIST).
  - One piece, aluminum mounting hardware.
  - High-flow velocity-sensitive damping.
  - Internal groove position sensitive technology.
  - Fully rebuildable and re-tunable.
  - Fits 146"-165" track lengths.

# PREFILTERS & VENT KITS

## PREFILTERS

### HEAVY-DUTY AIR INTAKE FILTER KIT

REV Gen5 (Deep Snow)

860202459



- Filters prevent water intrusion and snow buildup.
- Designed in 2 parts, one fixed and the other removable.

- Quickly replace the upper filter in the event of damage without tools.
- Replacement for stock filters.

### REPLACEMENT HEAVY-DUTY AIR INTAKE FILTER

REV Gen5 (Deep Snow)

860202748



- Replacement filter for Heavy-Duty Air Intake Filter Kit (860202459).








### AIRBOX POP-OFF VALVE FILTER KIT

REV Gen4 850 E-TEC, 600R E-TEC, 600 EFI

860201755\*



\*While supplies last.

<b>HEAVY-DUTY AIR INTAKE FILTERS</b>	REV Gen4	860201399	
	<ul style="list-style-type: none"> <li>• Filters prevent water intrusion and snow buildup.</li> <li>• Reinforced intake filters, preventing damage in heavy use.</li> <li>• Replacement for stock filters.</li> <li>• Not compatible with One-Piece Lightweight Hood</li> </ul>		
<b>PREFILTER GRILLE KIT</b>	REV Gen4 (Narrow)	860201224*	
	<ul style="list-style-type: none"> <li>• Reduces water and snow intrusion with a clean, integrated look.</li> <li>• Easily removable bottom grille.</li> <li>• Snap-in top grille.</li> <li>• Airbox pop-off valve filter.</li> </ul>		
<b>PREFILTER GRILLE KIT</b>	REV-XM, XS	860200610*	
	<ul style="list-style-type: none"> <li>• Fully integrated overmolded prefilter snap-in grilles.</li> <li>• Repels and prevents snow from entering bottom pan and hood openings.</li> <li>• Kit includes easily removable bottom pan grille, lower pan cover plugs, hood grille, and air-box pop-off valve prefilter.</li> </ul>		
<b>REPLACEMENT FRONT PREFILTER</b>	REV-XM, XS	517305029	
			
<b>PREFILTER GRILLE KIT</b>	REV-XU Expedition, Skandic	860201152*	
	<ul style="list-style-type: none"> <li>• Keeps snow and moisture out, lets air in.</li> <li>• Plastic frame molded over mesh for strength.</li> <li>• Installs easily.</li> <li>• Totally integrated design.</li> <li>• Kit includes filters for bottom pan and hood openings.</li> </ul>		
<b>VENT KITS</b>			
<b>VENT KIT FOR SIDE PANELS</b>	REV-XM	860200609*	
	<ul style="list-style-type: none"> <li>• Fast air- evacuating overmolded prefilter vents.</li> <li>• Easy do-it-yourself installation onto premarked production side panels.</li> <li>• 1 3/4" hole saw required.</li> <li>• Use in conjunction with your stock vehicle panels.</li> <li>• For racing applications only.</li> </ul>		
<b>VENT KIT</b>	All models	860200684*	
	<ul style="list-style-type: none"> <li>• Assortment of replacement or additional vents (7x) with hardware.</li> <li>• Can be installed on most body panels with relatively flat surface and 2.5 to 3.2 mm thickness.</li> </ul>		

\*While supplies last.

# COOLING & LUBRICATION

## LinQ LIGHTWEIGHT SNOWFLAP EXTENSION



REV Gen5, REV Gen4 (with short tunnel)

860202393

- Removable snowflap extension that helps engine cooling in hardpack, low and icy snow conditions when installed.
- Stows on the tunnel when not in use.
- Installs on the stock lightweight snowflap of Summit and Freeride models with short tunnel.
- Compatible with stock and hitch bumpers.

## LinQ REMOVABLE SNOW FLAP



REV Gen5 and REV Gen4 Freeride and Summit 154" and longer  
REV Gen5 146" Backcountry, REV Gen4 146" Backcountry, Summit, Freeride: specific installation required, see instruction sheet for details

860201914

- Lets you play in the deep powder with no restriction.
- Retains cooling properties when installed.
- Stows on tunnel when not in use.
- Installs with stock snowflap.
- Does not fit with Hitch Rear Bumper.
- Does not fit short tunnel.

## SNOWFLAP



REV-XP, XR except GTX, Grand Touring, XU Expedition 2009 to 2019

860200106 • Black / Yellow  
860200467 • Black / Grey

- Customize your sled.
- Hardware included.

## TUNNEL ICE SCRATCHERS WITH REPLACEABLE TIPS



REV Gen4 16" (129") and Grand Touring LTD  
REV Gen5 (Trail, Crossover), REV Gen4 16" (137" and up, except Summit Neo) and Summit XM  
REV Gen4 20" and 24"

860202267\*

860202387

860202388

- Thoughtful design features replaceable carbide tips.
- Provides additional cooling in hard or icy snow conditions.
- Coil design allows reverse operation without damage.
- Easily stored below running board when not in use.
- Not compatible with models equipped with SAS (Smart-Shock Semi-Active Suspension).

*\*Not compatible with 129" and 137" Sport models with SC-5M suspension.  
\*Bracket [860201503] required for MXZ 129" with quick-adjusters.*

## ICE SCRATCHERS TIPS

*[Not illustrated]*

Rail Ice Scratchers [860202330]  
Fits with all Ice Scratchers [except Rail Ice Scratchers 860202330 and 860201728]

860202860 • Narrow Shape

860201446 • Delta Shape

- Ice scratcher replaceable carbide tips.

## RAIL ICE SCRATCHERS





Compatible with SC5M, SC5U (16" and 20"), rMotion and rMotion-X suspensions

860202330





- Provides additional cooling in hard and icy conditions.
- The spring configuration makes it possible to drive in reverse, reducing the risk of damage.
- Small and compact, stored along the rail when not in use.
- For hook replacement use service part 860202574.
- An additional wheel is required on snowmobiles under certain conditions when installing the Rail Ice Scratchers. Please see instruction sheet.

\*While supplies last.







<b>RAIL ICE SCRATCHERS</b> 	REV Gen5 (Summit, Freeride and Backcountry), REV Gen4 (Summit, Freeride, Backcountry and Tundra Sport), XM, XP (Summit and Freeride)	<b>860201728</b>	
<ul style="list-style-type: none"> <li>• Provide additional lubrication in hard and icy conditions.</li> <li>• Rail mounted, small, light.</li> <li>• Design expands on coil concept to allow reversing without damage.</li> <li>• Easily stored when not in use.</li> </ul>			
<b>AIR RADIATOR KIT</b> 	REV Gen5 (Trail, Wide), REV Gen4 (Wide) with 600 ACE, 900 ACE, 900 ACE Turbo and 900 ACE Turbo R REV Gen4 (Wide) Skandic and Tundra with 600 EFI	<b>860202038</b> <b>860202144</b>	
<ul style="list-style-type: none"> <li>• Provides additional cooling in extreme conditions.</li> <li>• Not compatible with Auxiliary LED Light (860201235).</li> </ul>			

## LED LIGHTS

<b>AUXILIARY LED LIGHT</b> 	REV Gen5 (Deep Snow), REV Gen4 Summit, Freeride, Backcountry X-RS and MXZ Neo	<b>860202429</b>	
<ul style="list-style-type: none"> <li>• Riser mounted adjustable auxiliary light for sleds.</li> <li>• Provides 1,375 extra lumens of light.</li> <li>• Weighs 540 grams.</li> <li>• Flips up when needed and folds down out of the way when not in use to avoid damage.</li> <li>• Integrated switch automatically shuts light off when folded down.</li> <li>• Operates with the high beam switch.</li> <li>• Compatible only with ultra low windshield on REV Gen5 and REV Gen4.</li> <li>• Required Harness (515179306) on REV Gen4 Summit, Freeride, Backcountry X-RS and MXZ Neo.</li> <li>• Not compatible with Forward Adjustable Riser Kit (860201320).</li> <li>• Not compatible with Glovebox Extensions (860202072 and 860201249) on REV Gen4.</li> <li>• Not compatible with Glovebox Extension (860202501) on REV Gen5.</li> </ul>			
<b>AUXILIARY LED LIGHT HARNESS</b> 	REV Gen4 Summit, Freeride, Backcountry X-RS and MXZ Neo	<b>515179306</b>	
<ul style="list-style-type: none"> <li>• Required for Auxiliary LED Light (860202429) use on REV Gen4 Summit, Freeride, MXZ Neo and Backcountry X-RS.</li> </ul>			
<b>AUXILIARY LED WIDE LIGHT</b> 	REV Gen5 (Trail, Crossover)	<b>860202428</b>	
<ul style="list-style-type: none"> <li>• Integrated design for factory look.</li> <li>• LED lights add 2,000 additional lumens in an intense, super-wide fog light-type pattern.</li> <li>• Covers the dark zone directly in front of the vehicle and to the sides.</li> <li>• Easy to install with a simple plug-and-play hook-up.</li> </ul>			
<b>AUXILIARY HI BEAM</b> 	REV Gen5 (Trail, Crossover)	<b>860202430</b>	
<ul style="list-style-type: none"> <li>• LED lamps add 2,750 additional lumens of Hi-Beam light wider and lower than the stock Hi-Beam.</li> <li>• Easily to install in the nose with a simple plug-and-play hook-up.</li> <li>• Operates in tandem with the stock Hi-Beam Switch.</li> </ul>			

## LED LIGHTS

<b>AUXILIARY LED LIGHT</b>	REV Gen4 (Wide) REV Gen4 (Narrow)	<b>860201650</b> <b>860201818</b>	
	<ul style="list-style-type: none"> <li>• 8 LEDs provide more than 2,500 additional lumens for an intense super-wide foglight-type pattern.</li> <li>• Say goodbye to sacrificing close range lighting when switching to high beams.</li> <li>• Easily installs on hood with a simple plug-and-play hook-up.</li> </ul>	<ul style="list-style-type: none"> <li>• Dynamic scoop design integrates perfectly with REV Gen4 platform.</li> <li>• Not compatible with One-Piece Lightweight Hood.</li> </ul>	<p><i>*Auxiliary Light Bracket Kit (860202315) required for installation on 2-stroke models with air radiator.</i></p>
<b>HIGH BEAM AUXILIARY LED LIGHTS</b>	REV Gen4	<b>860201651</b>	
	<ul style="list-style-type: none"> <li>• Increase considerably the stock high beam output.</li> <li>• Light covers more distance for great night visibility.</li> <li>• Work with existing Auxiliary LED Lights (860201818, 860201650).</li> </ul>	<ul style="list-style-type: none"> <li>• Not compatible with One-Piece Lightweight Hood.</li> </ul>	
<b>NEW LED SIGNAL LIGHTS FOR WINDSHIELD</b>	REV Gen5 (Trail, Crossover)	<b>860202703</b>	
	<ul style="list-style-type: none"> <li>• LED Signal Light changes color.</li> <li>• Includes a switch to change modes.</li> <li>• Signals other riders on the trail.                         <ul style="list-style-type: none"> <li>- Mode 1 white running light (default mode).</li> <li>- Mode 2 amber (left side only): Riders behind</li> <li>- Mode 3 green (left side only): Solo rider/end of group</li> <li>- Mode 4 both sides flash amber: Caution/hazardous situation</li> </ul> </li> </ul>	<ul style="list-style-type: none"> <li>• Installs on Windshield Side Deflector Kit for medium and higher windshields.</li> <li>• For easier installation, use the Accessory Switch Console with premade hole (860202827).</li> <li>• Requires Windshield Side Deflector Kit (860202437) for medium and higher windshield if not already installed on your vehicle.</li> <li>• Sold in pairs.</li> </ul>	
<b>LED SIGNAL LIGHTS FOR HANDGUARDS</b>	REV Gen5, REV Gen4	<b>860202619</b>	
	<ul style="list-style-type: none"> <li>• LED Signal Light changes color mode.</li> <li>• Include a switch to change modes.</li> <li>• Signals other riders on the trail.                         <ul style="list-style-type: none"> <li>- Mode 1 white running light (default mode).</li> <li>- Mode 2 amber (left side only): Riders behind</li> <li>- Mode 3 green (left side only): Solo rider/end of group</li> <li>- Mode 4 both sides flash amber: Caution/hazardous situation</li> </ul> </li> </ul>	<ul style="list-style-type: none"> <li>• Compatible with flexible, transparent, dark smoke or XL handguards.</li> <li>• Retain stock color cap.</li> <li>• Sold in pairs.</li> <li>• Require Retrofit Harness (860202740) for installation on REV Gen4.</li> <li>• For easier installation, use the Accessory Switch Console (860202827).</li> </ul>	

## 3 COLORS, 4 MODES, 1 GIANT STEP

LED SIGNAL LIGHTS FOR HANDGUARDS  
860202619



LED SIGNAL LIGHTS FOR WINDSHIELD  
860202619



### How to use it:

**Mode 1:**

White running light = Default.

**Mode 2:**

Amber (left side only) = Caution, riders behind me.

**Mode 3:**

Green (left side only) = Beware, I'm the last sled in the group, or alone.

**Mode 4:**

Amber (both sides, flashing) = Caution, there's a hazardous situation, or Beware, I've stopped.

**FRONT BUMPER LED WORKING LIGHTS**

REV Gen4 (Wide) except Tundra and Skandic

**860201771**

- Adjustable work lights.
- Perfect for low light tasks.
- Point the light where you need it.
- Used with Full Wrap-Around Bumpers (860201676, 860201822, 860202027).
- Sold in pairs with toggle switch.
- Not compatible with Full Wrap-Around Front Bumpers (860201982, 860201983, 860201984)

**LinQ WORKING LIGHT**

REV Gen4

**860202380**

- Convenient LinQ mount with swivel allows you to adjust as needed.
- Ultra-bright 1,000 lumens output.
- Works when at idle.
- Requires 12V outlet (860201888) for REV Gen4 (Wide) 20" and 24" and 12V outlet (860202069) for REV Gen4 (Narrow) 16".
- Can be installed on the Stackable LinQ Deck (860202746).

# ELECTRICAL

**NEW EMBEDDED MAPS**

REV Gen5 2023 and up with 10.25" Color Touchscreen Display.

**860202727**

- Retrofit for 2023 and 2024 vehicles with a 10.25" Color Touchscreen Display.
- Adds GPS tracking.
- Adds embedded maps.
- Allows GPS mapping and tracking without a cell phone.
- Included on all 2025 models with 10.25 in. Color Touchscreen Display.

**ACCESSORY SWITCH CONSOLE**

REV Gen5

**860202827**

- Console ready for electrical switches.
- Comes with 3 removable switch hole caps.

**HEATED VISOR KIT**

REV Gen5

**860202338**

REV Gen4

**860201283**

REV-XM, XS, XP, XR, XU Tundra

**860201234**

- Easy install plug-in for visor kit or heated accessories.
- Wiring harness included.
- Standard RCA plug.

**E LinQ**

REV Gen5 (except 600 EFI)

**860202354**

REV Gen4 (except Summit, Freeride and 600 EFI)

**860201719**

860202354

860201719

- Combines both DESS cord and heated visor/accessory cord into one.
- Converts standard DESS cord into a powered cord.
- Easy and quick magnetic connection that self locates.
- Reduces chances of a broken connector.
- Increases freedom of movement with fewer cords.
- Works with any electric helmet and 12V heated visor.
- Maintains power connection 100% of the time.
- Supply power up to 3A.

**E LinQ RF DESS KEY**

REV Gen5 (except 600 EFI)

**515179017** (Not illustrated)

REV Gen4 (except Summit, Freeride and 600 EFI)

**515178582**

- Sold as replacement part for the E LinQ vehicle connector.

**ELECTRICAL**

<b>DESS CORD HOLDER</b>	REV Gen5, REV Gen4 (except Neo)	<b>278003870</b>	
-------------------------	---------------------------------	------------------	--



- Hook currently sold with the E LinQ vehicle connector (860201719).
- Sold both as a replacement part for the E LinQ and as an add-on for any DESS cord from the last 10 years.
- Allows rider to attach DESS cap to the jacket and provides out-of-the-way convenience when not in use.

<b>PROGRAMMABLE RF D.E.S.S.™ KEY</b>	2015 and up vehicles with 600, 900 ACE, 900 ACE Turbo or 1200 engine	<b>860201162</b> • Green <b>515178286</b> • Black	
--------------------------------------	--	--	--



- Digitally Encoded Security System [D.E.S.S.] key's ball-and-socket design provides the rider with quick and easy start every time.
- Anti-theft technology: the key communicates with the vehicle wirelessly so the vehicle starts only when the key code matches the vehicle, for ultimate peace of mind.
- Color options facilitate differentiation between the programmed keys.
- Programmable RF D.E.S.S.™ Key can also be programmed to limit the speed of the snowmobile and engine torque, enabling first-time users and less experienced operators to learn how to operate while gaining the necessary confidence and control.

*Speed limitation is available on:  
2015 and up 600, 900 ACE, 900 ACE Turbo models and on 2017 and up 1200 engine models.*

<b>PROGRAMMABLE D.E.S.S.™ KEY</b>		<b>515178284</b>	
-----------------------------------	--	------------------	--



- Anti-theft technology, Digitally Encoded Security System [D.E.S.S.] key easily snaps onto the vehicle and provides the rider with quick and easy start every time.
- The key communicates with the vehicle wirelessly so the vehicle starts only when the key code matches the vehicle, for ultimate peace of mind.
- The Programmable D.E.S.S. Key can also be programmed to limit the speed of the snowmobile and engine torque, enabling first-time users and less experienced operators to learn how to operate while gaining the necessary confidence and control.

*Speed limitation is available on:  
2014 900 ACE engines.*

<b>BLOCK HEATER KIT</b>	REV Gen5 (Wide), REV Gen4 (Wide) with 900 ACE Turbo R, 900 ACE Turbo and 900 ACE (2019 and up),	<b>860201671</b>	
-------------------------	---	------------------	--



- Allows easy starts in the coldest of conditions.
- Easy installation.

<b>ELECTRIC STARTER KIT</b>	REV Gen5 (Deep Snow and Trail MXZ X-RS with comp. package 600R E-TEC), REV Gen4 (Narrow) (not compatible with SHOT starter) REV-XP, XM, XS 600 E-TEC (2009 and up), 800R, 800R E-TEC REV-XP with 500 SS, 600 Sport (2009 and up), XP Fan, XU Tundra	<b>860201282</b> <b>860200627</b> <b>860201085</b>	
-----------------------------	---	--	--



- Starts your sled with the simple push of a button.
- Kit components may vary per model.

<b>USB INTELLIGENT POWER OUTLET KIT</b>	REV Gen5	<b>860202433</b>	
---	----------	------------------	--



- Power all your electronics with this easy to mount USB plug.
- Provides 1 USB-A3.0 and 1 USB-C (PD) plug.
- Power rate: 36 watts.
- Intelligent USB charger for a fast charge when battery is low.
- Installs inside storage compartment.
- Includes wiring harness for installation on REV Gen5 models.

*PD: power delivery*

<b>USB INTELLIGENT POWER OUTLET KIT</b>	REV Gen4	<b>860202847</b>	
	<ul style="list-style-type: none"> <li>Includes a T Harness.</li> <li>Power all your electronics with this easy to mount USB plug.</li> <li>Provides 1 USB-A3.0 and 1 USB-C (PD) plug.</li> <li>Power rate: 36 watts.</li> <li>Intelligent USB charger for a fast charge when battery is low.</li> <li>Installs inside storage compartment.</li> </ul> <ul style="list-style-type: none"> <li>Glovebox for One-Piece Lightweight Hood (860202193 or 860202572) is necessary if installed on REV Gen4 lightweight hood models.</li> <li>Not compatible with 7.8 in. wide LCD color display for REV Gen4.</li> </ul> <p><i>PD: power delivery</i></p>		
<b>12-VOLT POWER OUTLET KITS</b>	REV Gen5, REV Gen4 REV-XP, XR, XU Tundra [except standard 2011-2012] REV-XM, XS	<b>860201423</b> <b>860200196</b> <b>860200632</b>	
	<ul style="list-style-type: none"> <li>Power up all your electronics with these easy-to-mount 12V plugs.</li> <li>Install inside storage compartment.</li> <li>Wiring harness included.</li> </ul>		
<b>12-VOLT POWER OUTLET REPLACEMENT KIT</b>	<b>861507200</b>		
	<ul style="list-style-type: none"> <li>Wiring harness is not included.</li> </ul>		
<b>12-VOLT PLUG FOR LinQ MULTI-MOUNT PLATE</b>	REV Gen4 (Wide) 20" and 24" REV Gen4 16"	<b>860201888</b> <b>860202069</b>	
	<ul style="list-style-type: none"> <li>Standard 12V outlet for the rear of the vehicle.</li> <li>Multi LinQ Plate Retrofit Kit (860202133) required for installation on Skandic Sport.</li> </ul>		
<b>RCA ADAPTOR PLUG KIT</b>	<b>515176794</b>		
	<ul style="list-style-type: none"> <li>Y plug power splitter lets you connect 2 heating components or 1 heater and 1 electrical visor.</li> </ul>		
<b>RETROFIT HARNESS</b>	REV Gen4	<b>860202740</b>	
	<ul style="list-style-type: none"> <li>Adaptor to power REV Gen5 accessories on REV Gen4 vehicles.</li> <li>Converts the 2-pin connector to 3-pin.</li> <li>Not compatible with Auxiliary LED Light (860202429) on Gen4 because it requires Harness (515179306).</li> </ul>		
<b>ELECTRIC ACCESSORIES WIRING HARNESS</b>	REV-XS, XM, XP, XR, XU Tundra [except Tundra Standard 2011-2012]	<b>860200817</b>	
<i>(Not illustrated)</i>	<ul style="list-style-type: none"> <li>Electrical kit required when combining multiple accessories.</li> </ul>		
<b>UNIVERSAL GPS SUPPORT KIT</b>	REV-XR, XU	<b>860201018*</b>	
	<ul style="list-style-type: none"> <li>Kit includes mount, wiring harness and all hardware.</li> <li>GPS sold separately.</li> <li>Requires Montana GPS and Support Kit (860201417).</li> </ul>		

**ELECTRICAL**

**AMBIENT AIR AND ENGINE TEMPERATURE MODULE**

2015 and up for all platforms  
REV Gen5, REV Gen4

**860201021\***  
**860201362**



- Get both outside air and engine temps on your cluster.
- Fits both analog and digital multifunction gauge.
- Plug-and-play in vehicle harness.

*\*Except fan-cooled engines and 2015 P-TEK.*

**YUASA<sup>1</sup> BATTERIES**



- Maintenance free.
- No need to add water but periodic charging required when not in use.
- Absorbed Glass Mat (AGM) Separators—an advanced battery technology that eliminates the need to ever add water.
- Advanced lead-calcium technology—holds its specific gravity more than 3 times longer than conventional lead antimony batteries.

**MODELS**

20 Amps Dry (Y50N18L-A)	<b>410301201</b>
3 Amps Wet (YTX4L-BS)	<b>410301204</b>
18 Amps Wet (YTX20L-BS)	<b>410301203</b>
18 Amps Wet (YTX20HL-PW)	<b>415129898</b>
21 Amps Wet (YTX24HL-BS)	<b>410922962</b>
30 Amps. Wet (YIX30L)	<b>515176151</b>

**CTEK BRP 5.0 CHARGER**

**860200997**



- CTEK, the manufacturer of the smartest battery chargers in the world, has produced a BRP specific charger for all BRP products.
- Charger is built to meet the demanding arctic conditions.
- Ask your dealer for more information.

*\*While supplies last.*

# COVERS & TRAILERING

## EQUIVALENT CONFIGURATION AND POSSIBLE OPTIONS

PLATFORMS	SUMMIT	FREERIDE	BACKCOUNTRY	MXZ	RENEGADE	GRAND TOURING	EXPEDITION	TUNDRA	SKANDIC	1-UP SEAT	1.5-UP SEAT (SHORT 2-UP SEAT TUNDRA)	2-UP SEAT and 1 + 1 SEAT	1+1 PASSENGER RACK	PASSENGER HANDGRIPS, PASSENGER WIND DEFLECTOR, BACKREST	NO WINDSHIELD	ULTRA LOW WINDSHIELD	LOW WINDSHIELD	MEDIUM WINDSHIELD	HIGH WINDSHIELD	EXTRA HIGH WINDSHIELD	ULTRA HIGH WINDSHIELD	MIRRORS ON WINDSHIELD SIDE DEFLECTORS	HANDLEBAR AIR DEFLECTORS	MXZ HI-RISER KIT OR SUMMIT HI-RISER KIT	EXTRA FRONT BUMPER	WRAP-AROUND BUMPER	COVER OVER THE LUGGAGE BOX	STOCK MODELS (2025)	SKU	PRICE		
<b>RIDE-ON-COVER SYSTEM WITH RAP-CLIP</b>																																
REV GEN5 (DEEP SNOW)	•	•																											Summit (Adrenaline, Adrenaline with Edge Package, X and X with Expert Package), Freeride	860202550		
REV GEN5 (TRAIL AND CROSSOVER)			•	•	•					•	•	•				•	•												MXZ (Adrenaline, Adrenaline with Blizzard Package, X, X-RS and X-RS with Competition Package), Renegade (X-RS), Backcountry (Adrenaline, X and X-RS)	860202546		
			•	•	•					•	•	•																	Renegade (Adrenaline, Adrenaline with Enduro Package and X), MXZ 1-Up with Medium Windshield Accessory	860202548		
			•	•	•	•				•	•	•																	MXZ, Renegade, Backcountry 2-Up with Medium to Ultra High Windshield Accessory	860202551		
REV GEN4 16"																													Grand Touring (LE and LE with Platinum Package)	860202549		
	•	•								•	•	•																	Summit (Neo and Neo+)	860201884		
	•	•								•	•	•																	Summit and Freeride with Medium or High Windshield Accessory	860201885		
			•	•	•					•	•	•																	MXZ (Sport, Neo and Neo+), Renegade (Sport), Backcountry (Sport)	860202546		
			•	•	•					•	•	•																	MXZ, Renegade, Backcountry 1-Up with High or Ultra High Windshield Accessory	860202552		
			•	•	•	•				•	•	•																	Expedition (Sport), Grand Touring (Sport)	860202551		
REV GEN4 20"									•	•	•																		1-Up with Wrap-Around Bumper	860202608		
REV GEN4 24"									•	•	•																		2-Up with Wrap-Around Bumper	860202609		
REV GEN4 20"																													Expedition (LE and SE)	860201972		
REV GEN4 24"																													Expedition (LE)	860202200		
REV GEN4 20"																													Expedition (Xtreme)	860201973		
REV GEN4 LTS 16"									•	•	•																		Tundra (LE and Sport)	860202173		
REV GEN4 LTS 20" AND 24"									•	•	•																		Skandic (Sport)	860201973		
									•	•	•																		Skandic (LE and SE)	860202200		
<b>INTENSE RAP-CLIP COVER</b>																																
YOUTH																													Youth 120, Youth 200	860202553		
REV-XM	•																												Summit (SP)	860201375		
		•	•																										Renegade, Backcountry	860201374		
		•	•																											REV-XM with Medium-High Windshield	860201376	
REV-XS			•	•																										MXZ (X), Renegade (X)	860201373	
			•	•																										MXZ (Sport, TNT and Blizzard), Renegade (Sport, Adrenaline and Enduro)	860201374	
			•	•																										REV-XS 1-Up with Ultra High Windshield	280000627	
			•	•	•																									REV-XS with 1+1 Seat and Backrest	280000626	
			•	•																										REV-XS with Side Panel Mirrors	280000609*	
			•	•																										Grand Touring (LE)	860201371	
REV-XU			•	•																										Grand Touring (SE)	860201372	
			•	•	•																									Expedition (Sport), Grand Touring (Sport)	280000630	
			•	•																										Tundra (Sport, LT and Xtreme)	280000650	
			•	•																										Tundra with Extra High Windshield	280000673	
<b>NO RAP-CLIP, NO RIDE-ON-COVER SYSTEM</b>																																
REV-XP	•																													Summit (Sport)	860201387	
		•	•																											Mxz (Sport), Renegade (Sport)	860201388	
			•	•																										Expedition (Sport)	860201389	
			•	•	•																										REV-XP with 1+1 Seat and Backrest	280000590*

\*While supplies last.

## COVERS &amp; TRAILERING

## LIGHTWEIGHT PACKABLE COVER

REV Gen4

860202172



- Compact, lightweight and packable.
- Covers front lights, handlebar, cluster, glovebox and seat area.
- Fits all REV Gen4 from 16" to 24".

## TUNNEL COVER

REV Gen5, REV Gen4 (Narrow) and (Wide) 16" up to 146" length sleds


860201844



- Protects tunnel accessories (single stacked).
- Compatible with all covers (except Grand Touring Limited).
- Easy to install.
- Not compatible with LinQ Saddlebags (860202621).

## SUPERGLIDE II PRO

860201216



- No more ripping up the plywood on your trailer.
- Allows skis to glide with ease.
- Traction knobs incorporated for better traction.
- Exclusive venting, protects the deck of your trailer from moisture damage.
- Total length of 20' (6 m).
- Each box contains 8 pieces 8.5" x 29.5" (21.5 cm x 74.9 cm).
- Comes with 48 specially coated screws with grommets.

## SUPERGLIDE II WIDE

860201592



- Allows sled skis to glide with ease.
- Specifically designed traction knobs provide improved traction for your feet.
- Oval mounting channels and custom shoulder screws prevent warping by allowing for expansion and contraction that result from varying temperature.
- Exclusive venting, protects the deck of your trailer from moisture damage.
- Each box contains 8 pieces 13.5" x 29.5" (34.3 cm x 74.9 cm).
- Comes with 72 specially coated screws with grommets.
- Total length of 20' (6 m).

## SUPERGLIDE EDGE RAIL TRIM

860201217 • Aluminum



- To secure Superglides on ramps or decks leaving an encapsulated finished edge.

## SUPER TRACTION GRID

860201593



- Super Traction Grid's strategic grid pattern provides incredible grip and accommodates all snowmobile tracks, even with paddles or studs.
- Each box contains 4 pieces 8.25" x 30" (20.9 cm x 76.2 cm) and hardware.

## SUPERCLAMP II

860200950



- Innovative trailer tie-down system.
- Silicone rubber pads to protect your skis.
- Front and middle handles allow easy maneuverability.
- Padlock compatible, becomes a theft deterrent.
- Tension adjustment knob—fits all snowmobiles.
- Comes with screw-style deck hook.



**REAR SUPERCLAMP WITH SUPERTRAC****860201425**

- Snowmobile tie-down system for rail.
- Silicone rubber pads to protect snowmobile suspension skid.
- Tension adjustment knob—fits all snowmobiles.
- 12" (30 cm) Supertrac kit included.
- Padlock compatible, becomes a theft deterrent.

**RAMP CROSSBAR PROTECTORS**

2 pieces with 6 screws  
 10 pieces with 30 screws  
 24 pieces with 72 screws

**860201672****860201673****860201674**

- Enhance and protect your ramp investment.
- Designed to mount over 1" ramp crossbars on solid, double and tri-fold loading ramps.
- 2 pieces together helps prevent stud damage to loading ramps from snowmobile-studded tracks while adding traction.

**SUPERTRAC KIT****860201413 • 12"****860201414 • 24"****860201415 • 48"**

- Includes: 1 piece Supertrac, 1 Supertrac deck hook, 2 end caps and all mounting hardware.

**T-STYLE DECK HOOK****860200995**

- For trailers with a channel in the floor.

**SUPERTRAC DECK HOOK**

REV Gen5, Neo, REV Gen4 (Narrow)

**860201416**

- For Supertrac.
- Adjustable and removable hook.

**SCREW STYLE DECK HOOK****860200994**

- Most common.
- Comes standard with front Superclamps.
- Screws into the existing hole where you would screw the old style bar and crank into or make your own holes.

# GARAGE & TRUCK SLED DECKS

## SLED SHOP WHEELS

860201805



- Non-slip rubber grips allow this steel 4-dolly system to move your sled easily throughout the garage.
- Works with both dual and single runner skis.
- 4-wheel dolly kit (kit includes 3 dollies with 4 wheels each).

## RATCHET TIE-DOWNS

715008309



- 400 lb (181 kg) safe working load.
- 1" x 10' (2.5 cm x 3 m) strap with Sea-Doo, Ski-Doo and Can-Am logos.
- Deluxe ratchet with rubber handle.
- Coated hooks.
- Pack of 2.

## HEAVY-DUTY RATCHET TIE-DOWNS

715008308 • 12" (300 mm) webbing included

715006227 • 18" (460 mm) webbing included



- 1,000 lb (454 kg) safe working load.
- 1.5 in. x 6 in. (38 mm x 1.8 m) strap with Sea-Doo, Ski-Doo and Can-Am logos.
- Deluxe ratchet with rubber handle.
- Vinyl-coated hooks.
- Pack of 2.

## LOCKABLE VEHICLE FUEL CAP

619590085



- Lockable to protect your fuel.
- Meets latest EPA requirements.

## SKI-DOO 2" (5 CM) RUBBER HITCH CAP

520001498



A detailed close-up photograph of a snowmobile's track and suspension system. The image shows the lower chassis, including the track frame, several guide wheels, and a large drive sprocket. A red component, likely a brake or clutch assembly, is visible near the bottom center. The track is covered in snow, and the overall scene is set against a snowy background. The text 'PARTS' is overlaid on the left side of the image, preceded by a vertical yellow bar.

# PARTS

## // PARTS

109 TRACTION & CONTROL

120 CVT MAINTENANCE PARTS

---

## SKI-DOO LIMITED WARRANTY\*

### // 2-YEAR ON GENUINE BRP PARTS












With Ski-Doo parts, you get the peace of mind of a FULL TWO-YEAR WARRANTY. And if they're installed by your authorized BRP dealer, labor is covered too. BRP-rebuilt components are a cost-effective solution.

Ski-Doo-rebuilt parts carry the same two-year warranty for major assemblies like short blocks, cylinders and crankshafts.

\*Purchased at an authorized BRP dealership/distributor or on a BRP-authorized online store. Other exclusions may apply, see complete limited warranty or contact your Ski-Doo authorized dealer. Unless otherwise stipulated or required by law. This limited warranty does not apply to factory installed accessories.

























# TRACTION & CONTROL

## SKIS

<b>RAPID ADJUST SKI STANCE</b>	Fits all Pilot 7.4, Pilot X and DS-4 skis Fits all DS-1, DS-2, DS-3	<b>860202334</b> <b>860201619</b>	
  Wide ski stance      Narrow ski stance	<ul style="list-style-type: none"> <li>• Quick toolless design adjusts ski stance in seconds.</li> <li>• Go from on-trail stability to off-trail agility.</li> <li>• Allows for 2" of ski stance adjustment.</li> </ul>	<ul style="list-style-type: none"> <li>• Sold in pairs.</li> <li>• Needs Rubber Stopper Pads (505074748) to install on DS-1 and DS-2 skis (sold individually).</li> </ul>	
<b>DEEP SNOW LIGHTWEIGHT SKI SPINDLE KIT</b>	REV Gen4 with 36" ski stance	<b>860201976</b>	
	<ul style="list-style-type: none"> <li>• Improves front dynamics when sidehilling.</li> <li>• 400 g lighter than stock spindle.</li> </ul>	<ul style="list-style-type: none"> <li>• Standard on Summit X with Expert Package and Freeride 154"-165" 2020 and up.</li> </ul>	
<b>PILOT X CONVERSION KIT</b>	REV Gen4 MXZ, Renegade and Grand Touring	<b>860202310</b>	
	<ul style="list-style-type: none"> <li>• Upgrades earlier models to the latest Pilot X skis.</li> <li>• Completes kit including 2 Pilot X ski assemblies with pre-installed handles, 2 carbides and all required hardware.</li> </ul>		
<b>PILOT TS CONVERSION KIT</b>	REV Gen4 MXZ, Renegade, Grand Touring	<b>860201484</b>	
	<ul style="list-style-type: none"> <li>• Upgrade to the revolutionary adjustable Pilot TS skis.</li> </ul>	<ul style="list-style-type: none"> <li>• REV-XS 2016 and up with RAS 2, REV-XP, XR, XS with 42" RAS 2 and 2016 spindle (860201353).</li> <li>• Does not fit with RAS X suspension, fits only on RAS-3 suspension.</li> </ul>	
<b>PILOT TX SKI CONVERSION KIT</b>	REV Gen4 and REV Gen5 MXZ, Renegade and Grand Touring	<b>860202869</b>	
	<ul style="list-style-type: none"> <li>• Upgrades to the adjustable Pilot TX skis.</li> </ul>	<ul style="list-style-type: none"> <li>• Does not fit with RAS-3 suspension (compatible only with RAS-X suspensions).</li> </ul>	
<b>PILOT 7.4 UPGRADE KIT</b>		<b>860202119</b> • Black	
	<ul style="list-style-type: none"> <li>• Upgrade earlier models to the latest Pilot 7.4 skis.</li> <li>• Complete kit including 2 Pilot 7.4 ski assemblies with pre-installed handles, 2 carbides and all required hardware.</li> </ul>	<ul style="list-style-type: none"> <li>• Does not fit with LTS suspension.</li> </ul>	
<b>PILOT 5.7 SKI UPGRADE KIT</b>		<b>860200524</b> • Black	
	<ul style="list-style-type: none"> <li>• Complete kit for upgrading earlier snowmobile models.</li> <li>• Includes 2 skis, 2 handles with rivet kit, 2 Expedition carbides and all required hardware.</li> </ul>		
<b>PILOT DS-2 SKI KIT</b>		<b>860201487</b> • Black	
	<ul style="list-style-type: none"> <li>• Complete kit includes 2 ski assemblies with pre-installed handles, 2 Expedition carbides and all required hardware.</li> </ul>		
<b>PILOT DS-4 SKI KIT</b>		<b>860202721</b> • Black	
	<ul style="list-style-type: none"> <li>• 2-stage keel design improves flotation.</li> <li>• Entire keel has been moved forward compared to DS-3.</li> </ul>	<ul style="list-style-type: none"> <li>• Revised rear portion improves consistency in deep snow.</li> <li>• Straighter tracking in rough conditions.</li> </ul>	
<b>PILOT 7.4 SKI LINER</b>	Pilot 7.4 skis	<b>860202390</b> • Black	
	<ul style="list-style-type: none"> <li>• Provides additional flotation and reduces ski wear.</li> <li>• 260 mm (10.25") wide.</li> </ul>	<ul style="list-style-type: none"> <li>• Same durable material as 7.4 skis.</li> <li>• Sold in pairs.</li> </ul>	

# // SKIS

Skis make all the difference in getting your sled to handle just how you like. We offer eight different styles of skis for you to choose from. Which one is right for you? Here are some tips on choosing the right one:

PLATFORMS: REV GEN5 / REV GEN4 / XP / XR / XU / XS / XM / REV	TOURING			<b>PILOT 5.7 SL</b> 2 carbides/ski	<ul style="list-style-type: none"> <li>Lightweight single or dual runner skis provide effortless steering at low speeds and constant grip without compromise at higher speeds.</li> <li>Standard use is one carbide runner—add a second to reduce darting.</li> <li>Great all-around trail performance.</li> </ul>
	UTILITY			<b>PILOT 7.4</b> 1 carbide/ski	<ul style="list-style-type: none"> <li>Specifically designed for utility purposes.</li> <li>Deeper keels allow more control while towing.</li> <li>Increased tip-up rear end for better reverse capability.</li> <li>1 inch wider than Pilot DS-2 for improved flotation in deep snow.</li> <li>More aggressive cornering while keeping a light steering feeling.</li> </ul>
	TRAIL SPORT			<b>PILOT 5.7</b> 1 or 2 carbides/ski****	<ul style="list-style-type: none"> <li>Lightweight single or dual runner skis provide effortless steering at low speeds and constant grip without compromise at higher speeds.</li> <li>Standard use is one carbide runner—add a second to reduce darting.</li> <li>Great all-around trail performance.</li> </ul>
				<b>PILOT TS ADJUSTABLE</b> 1 carbide/ski	<ul style="list-style-type: none"> <li>The industry's first and only adjustable ski.</li> <li>The Pilot TS skis allow riders to change ski bite for changing snow conditions or riding styles easily and quickly.</li> <li>With the Pilot TS skis you dial in the perfect setting by turning a knob on the ski leg.</li> <li>The ski runner has 1/2" (12.5 mm) of travel up and down.</li> <li>The thin runner and square keel design work together to eliminate darting.</li> </ul>
				<b>PILOT X</b> 1 carbide/ski	<ul style="list-style-type: none"> <li>Completely redesigned from Pilot 5.7 with a new structural topside for 10% more rigidity.</li> <li>31 mm longer keel with a new shape reduces darting.</li> <li>Adds 10% more lateral surface area and blends more smoothly with a new carbide.</li> <li>11 degree reduction in approach angle.</li> </ul>
				<b>PILOT TX</b> 1 carbide/ski	<ul style="list-style-type: none"> <li>Improved to better match the REV Gen4 features.</li> <li>Redesigned top side for increased rigidity.</li> <li>20 mm shorter overall length and more dramatic tip-up at the rear.</li> <li>63 mm longer runner plate increases lateral surface for more effective cornering.</li> <li>Smoother front approach angle to reduce darting even further.</li> </ul>
				<b>PILOT R</b> 1 carbide/ski	<ul style="list-style-type: none"> <li>Straight from the MXZ X 600RS race sled.</li> <li>Very aggressive profile for sharp handling.</li> <li>Lightweight with high rigidity.</li> <li>Proven on the ISOC race circuit.</li> </ul>
	TRAIL PERFORMANCE			<b>PILOT DS**</b> 1 carbide/ski	<ul style="list-style-type: none"> <li>Designed specifically for deep snow riding.</li> <li>Works well in many off-trail applications from utility sleds to mountain sleds.</li> <li>Thin edge is effective for grabbing side hills.</li> </ul>
	DEEP SNOW			<b>PILOT DS-2</b> 1 carbide/ski	<ul style="list-style-type: none"> <li>Evolution of the DS with a deeper and shorter keel.</li> <li>Increased agility and less effort than the original.</li> <li>Great all-around ski for deep snow use.</li> <li>Standard on mountain sleds with 2.5" lug tracks and utility sleds.</li> </ul>
				<b>PILOT DS-3**</b> 1 carbide/ski	<ul style="list-style-type: none"> <li>Deep snow ski designed to match the latest 3" lug and longer tracks.</li> <li>0.47" (12 mm) deeper keel than DS-2.</li> <li>Works well for aggressive riders using the biggest tracks.</li> </ul>
				<b>PILOT DS-3 REV Gen4***</b> 1 carbide/ski	
				<b>PILOT DS-4</b> 1 carbide/ski	<ul style="list-style-type: none"> <li>2-stage keel design improves flotation.</li> <li>Entire keel has been moved forward with a revised rear portion for improved consistency in deep snow and straighter tracking in rough conditions.</li> </ul>

\*\*Does not fit REV Gen4. \*\*\*Fits only REV Gen4. \*\*\*\*Second carbide can be added to ski by drilling marked additional holes.  
 Note: The use of aggressive skis, ski carbide runners or studs will alter the handling of your snowmobile, particularly in terms of maneuverability, acceleration and braking.  
 Please refer to your Operators Guide for more details.



## SKIS

<b>PILOT DS SKI LINER</b>	Pilot DS-2 skis	<b>860201040</b> • Black
	Pilot DS skis	<b>860200636</b> • Black



- Provides additional flotation and reduces ski wear.
- Same durable material as DS Ski.
- Sold in pairs.

<b>SKI SKIN</b>	Pilot 6.9 skis	<b>860200422</b> • Black
-----------------	----------------	--------------------------



- Provides additional flotation and reduces ski wear.
- Made of durable polyethylene.
- Sold in pairs.

<b>DS-3 SKI TIP KIT</b>	Fits vehicles with DS-3 skis	<b>860201214</b> • Black <b>860201501</b> • Sunburst Yellow
-------------------------	------------------------------	--



- Easy-install custom color tips change the appearance of your sled in minutes.
- Adds flotation on the front of the DS-3 ski.
- Sold in pairs with mounting hardware.

<b>SKI HANDLE RIVET KIT</b>		<b>860200525</b>
-----------------------------	--	------------------



- Includes 2 long and 2 short aluminum rivets for repairing the handle on Pilot skis.

<b>SKI HANDLE</b>	Pilot 5.7, 6.9, Pilot SL and Pilot TS, Pilot X and TX	<b>505070917</b> • Yellow	<b>505072102</b> • White
		<b>505070963</b> • Black	<b>505073649</b> • Race Orange
		<b>505071048</b> • Orange Saturn	<b>505073642</b> • Sunburst Yellow
		<b>505071059</b> • Viper Red	<b>505074226</b> • Manta Green
		<b>505071556</b> • Full Moon	<b>505074223</b> • Tactical Grey



- High-density colored polyethylene loops.

<b>SKI HANDLE</b>	Pilot 7.4, DS-1, DS-2, DS-3	<b>505072976</b> • Black	<b>505074229</b> • Manta Green
		<b>505073107</b> • Yellow	<b>505073513</b> • Orange Crush
		<b>505073108</b> • White	<b>505073651</b> • Race Orange
		<b>505073388</b> • Lava Red	<b>505073665</b> • Sunburst Yellow



- High-density colored polyethylene loops.

<b>SKI HANDLE</b>	Pilot R	<b>505073138</b> • Black
-------------------	---------	--------------------------



- ISR compliant race ski loop.
- High-density colored polyethylene loops.

<b>SKI HANDLE</b>	Pilot X, Pilot TX, 5.7, 6.9, SL and TS	<b>505075275</b> • Manta Green
		<b>505075366</b> • Lava Red <b>505075364</b> • Black



- High-density colored polyethylene loops.

## WHEELS & SLIDER SHOES


<b>SLIDER WITH VESPEL<sup>1</sup> INSERTS</b>	All models with 163" and longer tunnels	<b>503194816</b>
	All models with 154" and shorter tunnels	<b>503194815</b>



- Uses DuPont Vespel inserts for less friction.
- Can be cut to desired length.
- Better fuel efficiency, more power and increased vehicle speed due to reduced friction between the track clips and slides.
- Reduced need for maintenance and associated costs.
- Extended life due to enhanced wear characteristics of Vespel polyamide over incumbent UHMW PE.
- Allows riders to operate sleds in less than acceptable snow and trail conditions since water from snow is not needed for lubricity as with incumbent UHMW PE slide rails.



**SLIDER SHOES**



- Custom color-matched slider shoes with built-in wear marker.
- Long-lasting, impact-resistant.
- For all slide rail lengths.
- Easy-cut to desired length.

**MODELS**

146" SC-5 – Mountain & tMotion	503191499 • Black 503191695 • Yellow 503191947 • White
154" SC-5 – Mountain & tMotion	503191198 • Black 503191696 • Yellow 503191948 • White
163" SC-5 – Mountain & tMotion	503191501 • Black 503191697 • Yellow 503191949 • White
154" Rev Gen5, Rev Gen4 tMotion X, tMotion XT, cMotion X	503194251 • Black
165" Rev Gen5, Rev Gen4 tMotion X, tMotion XT	503194520 • Orange 503194254 • Black
175" Rev Gen5, Rev Gen4 tMotion XT	503194413 • Black 503194906 • Manta Green 503194908 • Sunburst Yellow
120" SC-5 & rMotion rMotion and rMotion X 120"	503191301 • Black 503191693 • Yellow 503191945 • White 503192562 • Red
rMotion and rMotion X 137"	503191306 • Black 503191694 • Yellow 503191946 • White 503192563 • Red
137" rMotion Grand Touring 900 ACE	503193449 • Black
174" tMotion	503193819 • Black
REV-XS 174"	503194506 • Sunburst Yellow 503194505 • White

**LIGHTWEIGHT WHEEL**



- Color-matched lightweight snowmobile wheels.

**MODELS**

141 mm – REV Gen5, REV Gen4, XM, XS, XP, XR	503192794 • Black 503191621 • Yellow 503191622 • Full Moon 503191942 • White
152 mm – REV Gen5, REV Gen4, XM, XS, XP, XR	503191755 • Black
180 mm – REV Gen5, REV Gen4, XM, XS, XP, XR	503191626 • Yellow 503191627 • Full Moon 503191742 • Black 503191943* • White
141 mm – rMotion	503193477 • Black
147 mm – rMotion	503193376 • Black
180 mm – rMotion	503192766 • Black

**EXTRA IDLER WHEEL KIT**



REV-XP, XR (except rMotion)	860201230 • 141 mm
REV Gen4 Summit, Freeride and Backcountry, XM, XM Summit X with T3 package	860201183 • 152 mm

- Reduces drag and rolling resistance.
- Includes 2 wheels, brackets and hardware.

**4TH REAR WHEEL KIT\* – 180 MM**



REV-XS, XP, XR 120" and 137"	860200358 • 180 mm
------------------------------	--------------------

- 4th rear idler design reduces drag and rolling resistance.
- Works in conjunction with stock 3 wheel setup.

**NSK<sup>†</sup>**



503190396 • 6004	503191778 • 6006
503193548 • 6005	293350153 • 6205

- High performance grease developed for extreme temperatures, water resistance and high speeds with low start torque.
- Advanced Winter Grade DUL1 double-contact seal design for optimum protection from moisture and contamination.
- Polyamide resin ball-guide cage facilitates smooth rolling contact and lubricant distribution.
- Ultra-clean steel for extended bearing life—high-grade balls for quiet and smooth operation even at high speed.
- Super finished raceways to minimize noise and improve lubricant distribution and life.

## SKI-DOO PILOT\* CARBIDES TO SUIT ALL RIDING STYLES

### RUNNER COMPARATIVE GUIDE

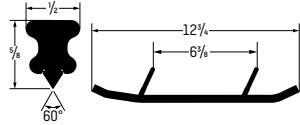
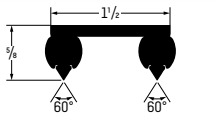
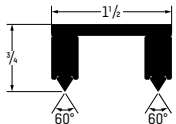
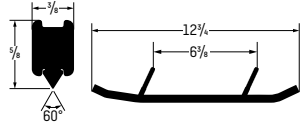
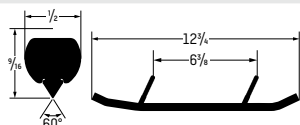
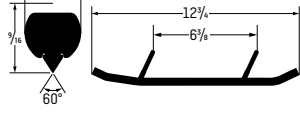
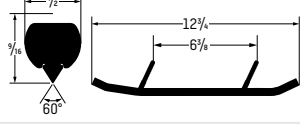

<b>PILOT X</b>		Pilot X and Pilot 5.7 Skis	<b>860202180</b> – 4"
<b>Performance</b>	●●●●●	<ul style="list-style-type: none"> <li>These runners have 4" of 90° turning carbides beneath their 1/2" host bar – a great choice if you are looking for overall improvement in handling, or to replace your factory runners.</li> </ul>	
<b>Ease of Steering</b>	●●●●●	<ul style="list-style-type: none"> <li>Round host bar.</li> </ul>	
<b>Longevity</b>	●●●●●	<ul style="list-style-type: none"> <li>Sold in pairs.</li> </ul>	
<b>PILOT TX</b>		Pilot TX Skis	<b>860202192</b> – 4" <b>860202243</b> – 7"
<b>Performance</b>	Adjustable	<ul style="list-style-type: none"> <li>These runners are 1/2" [12.5 mm] long increasing front end grip and steering stability.</li> </ul>	
<b>Ease of Steering</b>	Adjustable	<ul style="list-style-type: none"> <li>Smoother runner attack angle (10°) for increased predictability.</li> </ul>	
<b>Longevity</b>	●●●●●	<ul style="list-style-type: none"> <li>Runners featuring 4" of 90° or 7" of 60° turning carbides.</li> </ul>	
<b>Longevity</b>	●●●●●	<ul style="list-style-type: none"> <li>Custom adjustable host bar.</li> <li>Sold in pairs.</li> </ul>	
<b>PILOT TS</b>		Pilot TS	<b>860201364</b> – 7"
<b>Performance</b>	Adjustable	<ul style="list-style-type: none"> <li>These runners increase front end bite with an extra 1/4" [6 mm] of runner depth, plus 7" of 60° carbide.</li> </ul>	
<b>Ease of Steering</b>	Adjustable	<ul style="list-style-type: none"> <li>For Pilot TS adjustable ski.</li> </ul>	
<b>Longevity</b>	●●●●●	<ul style="list-style-type: none"> <li>Patent pending US20150314800A1.</li> <li>Custom adjustable host bar.</li> <li>Sold in pairs.</li> </ul>	
<b>PILOT TS</b>		Pilot TS	<b>860201240</b> – 7" <b>860201178</b> – 5"
<b>Performance</b>	Adjustable	<ul style="list-style-type: none"> <li>These runners feature 7" of 60° or 5" of 90° turning carbides.</li> </ul>	
<b>Ease of Steering</b>	Adjustable	<ul style="list-style-type: none"> <li>For Pilot TS adjustable ski.</li> </ul>	
<b>Longevity</b>	●●●●●	<ul style="list-style-type: none"> <li>Patent pending US20150314800A1.</li> <li>Custom adjustable host bar.</li> <li>Sold in pairs.</li> </ul>	
<b>Longevity</b>	●●●●●	<ul style="list-style-type: none"> <li>Sold in pairs.</li> </ul>	
<b>PILOT EXPEDITION</b>		Pilot X, Pilot 5.7 SL, Pilot 5.7, Pilot 7.4, Pilot DS, Pilot DS-2, Pilot DS-3 Skis	<b>860201044</b> – 7" <b>860201220</b> – 7"
<b>Performance</b>	●●●●●	<ul style="list-style-type: none"> <li>Square or round 7/16" profile host bar carbides.</li> </ul>	
<b>Performance</b>	●●●●●	<ul style="list-style-type: none"> <li>Protected under patent numbers US 7,413,198, US 7,389,995 and CA2535565.*</li> </ul>	
<b>Ease of Steering</b>	●●●●●	<ul style="list-style-type: none"> <li>Sold in pairs.</li> </ul>	
<b>Longevity</b>	●●●●●		
<b>PILOT EXTREME</b>		Pilot X, Pilot 5.7 SL, Pilot 5.7, Pilot 7.4, Pilot DS, Pilot DS-2, Pilot DS-3 Skis	<b>860201043</b> – 4", Pack of 2
<b>Performance</b>	●●●●●	<ul style="list-style-type: none"> <li>These single runners provide balanced traction for performance-based trail and cross country riders with studded tracks.</li> </ul>	
<b>Ease of Steering</b>	●●●●●	<ul style="list-style-type: none"> <li>Their 4" of 60° turning carbides strategically placed under the 1/2" host bar provide superior traction and protect the steel bars from excessive wear.</li> </ul>	
<b>Longevity</b>	●●●●●	<ul style="list-style-type: none"> <li>Round host bar.</li> <li>Sold in pack of 2 or 4.</li> </ul>	
<b>PILOT R</b>		Pilot R Skis	<b>860201697</b> – 6"
<b>Performance</b>	●●●●●	<ul style="list-style-type: none"> <li>7/16" runners with 4 fixation points and 6" of 60° carbides.</li> </ul>	
<b>Ease of Steering</b>	●●●●●	<ul style="list-style-type: none"> <li>Round profile host bar.</li> </ul>	
<b>Longevity</b>	●●●●●	<ul style="list-style-type: none"> <li>Sold in pairs.</li> </ul>	

\*Protected under patent numbers US 7,413,198, US 7,389,995 and CA2535565.

Note: The use of aggressive skis, ski carbide runners or studs will alter the handling of your snowmobile, particularly in terms of maneuverability, acceleration and braking. Please refer to your Operators Guide for more details.

**SKI-DOO BY *woody's* CARBIDES**

**RUNNER COMPARATIVE GUIDE**

<b>MAVERICK</b>		Pilot X, Pilot 5.7 SL, Pilot 5.7, Pil139.99	<b>860202677</b> – 6" <b>860202678</b> – 8"
<b>Performance</b>	●●●●●	<ul style="list-style-type: none"> <li>Aggressive, hourglass profile host bar that digs deep and turns hard in a wide variety of conditions.</li> <li>Available in 6-8" of cutting carbides to accommodate un-studded to heavily studded sleds.</li> <li>Hardweld is also added in the high wear areas to prolong runners' life.</li> <li>Sold in pairs.</li> </ul>	
<b>Ease of Steering</b>	●●●●●		
<b>Longevity</b>	●●●●●		
<b>DOOLY</b>		Pilot Skis except Pilot 5.7 SL Pilot X, Pilot 5.7, Pilot DS, Pilot DS-2, Pilot DS-3 Skis	<b>860202557</b> – 4" <b>860202558</b> – 6" <b>860202559</b> – 8"
<b>Performance</b>	●●●●●	<ul style="list-style-type: none"> <li>This dual carbide runner has two single runners mounted to a steel plate, producing a total of four contact lines on the terrain.</li> <li>These four blades with 60° carbide drastically reduce darting as they carve through existing grooves from single runners.</li> <li>This design spreads the PSI across two points, which extends the life of the runner and eases steering.</li> <li>When turning, only one blade per dual runner will contact the terrain, acting like a pair of single runners.</li> <li>Available with 4", 6", and 8" carbide per blade; exceptions exist for runners with short lengths.</li> <li>Sold individually.</li> </ul>	
<b>Ease of Steering</b>	●●●●●		
<b>Longevity</b>	●●●●●		
<b>SLIM JIM 2.0 DOOLY</b>		Pilot Skis except Pilot 5.7 SL	<b>NEW 860202776</b> – 4" <b>NEW 860202923</b> – 6"
<b>Performance</b>	●●●●●	<ul style="list-style-type: none"> <li>Aggressive dual runner design that eliminates darting and penetrates deep for maximum cornering ability.</li> <li>Available in 4" and 6" of cutting carbide per host bar to accommodate un-studded to heavily studded snowmobiles.</li> <li>Hardweld is also added in high wear areas to prolong runner life.</li> <li>Sold individually.</li> </ul>	
<b>Ease of Steering</b>	●●●●●		
<b>Longevity</b>	●●●●●		
<b>ACE</b>		Pilot X, Pilot 5.7 SL, Pilot 5.7, Pilot 7.4, Pilot DS, Pilot DS-2, Pilot DS-3 Skis	<b>860201969</b> – 6" <b>860201970</b> – 8"
<b>Performance</b>	●●●●●	<ul style="list-style-type: none"> <li>These carbide runners are the tallest in the industry and have a narrow, rectangular profile for aggressive turning capabilities.</li> <li>The 60° turning carbides, available in 6" and 8", have been strategically placed to protect the runner and reduce darting by carving through existing grooves.</li> <li>Work great on Crossovers and in deep snow.</li> <li>Steel bars from excessive wear.</li> <li>Sold in pairs.</li> </ul>	
<b>Ease of Steering</b>	●●●●●		
<b>Longevity</b>	●●●●●		
<b>EXECUTIVE</b>		Pilot X, Pilot 5.7 SL, Pilot 5.7, Pilot 7.4, Pilot DS, Pilot DS-2, Pilot DS-3 Skis	<b>860200580</b> – 8"
<b>Performance</b>	●●●●●	<ul style="list-style-type: none"> <li>These single runners provide balanced traction for performance-based trail and cross country riders with studded tracks.</li> <li>The 8" of 60° turning carbides are strategically placed under the 1/2" host bar to provide superior traction and protect the steel bars from excessive wear.</li> <li>Sold in pairs.</li> </ul>	
<b>Ease of Steering</b>	●●●●●		
<b>Longevity</b>	●●●●●		
<b>EXTENDER TRAIL III</b>		Pilot X, Pilot 5.7 SL, Pilot 5.7, Pilot DS, Pilot DS-2, Pilot DS-3 Skis	<b>860200578</b> – 4"
<b>Performance</b>	●●●●●	<ul style="list-style-type: none"> <li>Woody's entry level carbide runners featuring 4" of 60° carbides and a 7/16" host bar.</li> <li>Whether you're looking for replacement factory runners, a cutting edge in hard-packed snow and ice, or to improve your safety and handling, this option is for you.</li> <li>For use on snowmobiles with un-studded to lightly studded tracks.</li> <li>Sold in pairs.</li> </ul>	
<b>Ease of Steering</b>	●●●●●		
<b>Longevity</b>	●●●●●		
<b>TRAIL BLAZER IV<sup>1</sup></b>		Pilot X, Pilot 5.7 SL, Pilot 5.7, Pilot 7.4, Pilot DS, Pilot DS-2, Pilot DS-3 Skis	<b>860200579</b> – 6"
<b>Performance</b>	●●●●●	<ul style="list-style-type: none"> <li>These runners have 6" of 60° turning carbides beneath their 1/2" host bar – a great choice if you are looking for overall improvement in safety and handling, or to replace your factory runners.</li> <li>Use with a studded or un-studded track.</li> <li>Sold in pairs.</li> </ul>	
<b>Ease of Steering</b>	●●●●●		
<b>Longevity</b>	●●●●●		
<b>NAVIGATOR SKI PROTECTORS</b>		Pilot X Skis	<b>860202720</b>
		<ul style="list-style-type: none"> <li>Protect skis from wear at the front.</li> <li>Reduces darting as plate packs grooves, leaving runners a fresh path.</li> <li>Compatible with any single runner made.</li> <li>Compatible with Woody's Dooly runners.</li> <li>Sold in pairs.</li> </ul>	

**Performance:** The cornering ability of the runner (1 = Limited Ability 4 = Maximum Ability)

**Ease of Steering:** How easy it is to turn the handle bars (1 = More Effort 4 = Less Effort)

**Longevity:** Lifespan in comparison to a standard steel runner (no carbide or hardweld)

**TRACTION**

// TRACKS, YOUR CONNECTION TO THE SNOW

**POWDERMAX X-LIGHT WITH FLEXEDGE**

- 3.5 inch [8.89 cm] pitch reduces weight and keeps snow between lugs for added performance.
- Exclusive 16 inch [41 cm] wide design adds flotation and traction without sacrificing maneuverability.
- Edges flex to reduce the effort to initiate roll-up.
- 3 inch [7.62 cm] lug heights.

**POWDERMAX X-LIGHT (15"/16" FULL-WIDTH RODS).**

- 3.5 inch [8.89 cm] pitch reduces weight and keeps snow between lugs for added performance.
- Exclusive 16 inch [41 cm] wide design adds flotation and traction without sacrificing maneuverability.
- Exclusive 15 inch [38 cm] width allows for faster reaction and higher track speeds.
- Full-width rods provide more stability and predictability to cut even more precise lines.
- Available in 3 inch [7.62 cm] lug height.

PITCH	LENGTH	WIDTH	LUG HEIGHT	PROFILE	SKU
3.5"	154"	15"	3.00"	PowderMax X-Light	504154686
	154"	16"	2.50"	PowderMax Light with FlexEdge	504154405
	154"	16"	2.50"	PowderMax 3 Light	504154837
	154"	16"	3.00"	PowderMax X-Light	504154412
	154"	16"	3.00"	PowderMax X-Light with FlexEdge	504154415
	154"	16"	3.00"	PowderMax Light	504153785
	165"	15"	3.00"	PowderMax X-Light	504154684
	165"	16"	2.50"	PowderMax Light with FlexEdge	504154406
	165"	16"	2.50"	PowderMax 3 Light	504154838
	165"	16"	3.00"	PowderMax X-Light	504154413
	165"	16"	3.00"	PowderMax X-Light with FlexEdge	504154416
	165"	16"	3.00"	PowderMax Light	504153786
	175"	16"	3.00"	PowderMax X-Light	504154414
	175"	16"	3.00"	PowderMax Light	504153787
3.00"	154"	16"	3.00"	PowderMax 3 / FlexEdge	504153349
	163"	16"	3.00"	PowderMax 3 / FlexEdge	504153224
	174"	16"	3.00"	PowderMax 3 / FlexEdge	504153234
2.86" INTER PITCH	137"	15"	1.25"	Silent Track II	504154383
	137"	15"	1.25"	Studded Silent Track II	504154384
2.86"	120"	14"	1.00"	Cobra	504154700
	120"	15"	1.25"	RipSaw	504154702
	120"	15"	1.25"	Ice Ripper XT	504153100
	120"	15"	1.25"	RipSaw	504152606
	129"	15"	1.25"	Ice Ripper XT	504154376
	129"	15"	1.25"	RipSaw	504154375
	129"	15"	1.50"	Ice Ripper XT	504154386
	129"	15"	1.60"	Ice Cobra 1.6 (REV Gen 4 Compatible)	504153705
	137"	15"	1.25"	Ice Ripper XT	504154373
	137"	15"	1.25"	RipSaw	504154377
	137"	15"	1.25"	RipSaw II 2-ply	504154382
	137"	15"	1.35"	Cobra	504154374
	137"	15"	1.50"	Ice Ripper XT	504154387
	137"	15"	1.60"	Cobra	504154394
137"	15"	1.60"	Ice Cobra 1.6 (REV Gen 4 Compatible)	504153706	



FLEXEDGE



POWDERMAX X-LIGHT



ICE COBRA 1.6



ICE RIPPER XT

PITCH	LENGTH	WIDTH	LUG HEIGHT	PROFILE	SKU
2.86"	137"	15"	1.75"	Racing	504154398
	137"	16"	1.25"	RipSaw	504152734
	137"	16"	1.75"	PowderMax	504152803
	146"	14"	1.60"	Cobra with FlexEdge	504154701
	146"	15"	1.35"	Cobra	504154385
	146"	15"	1.50"	Storm	504154836
	146"	15"	1.50"	Ice Storm	504154889
	146"	15"	1.60"	Cobra	504154395
	146"	15"	1.60"	Ice Cobra	504154396
	146"	15"	1.75"	Hurricane with FlexEdge	504154703
	146"	15"	2.50"	PowderMax	504154656
	146"	16"	2.00"	PowderMax	504154399
	146"	16"	2.00"	PowderMax	504153670
	146"	16"	2.50"	PowderMax	504154618
	146"	16"	2.50"	PowderMax 2 / FlexEdge	504154403
	154"	15"	2.50"	PowderMax	504154685
	154"	16"	1.50"	Charger	504154391
	154"	16"	1.50"	Charger	504152761
	154"	16"	2.00"	PowderMax	504154704
	154"	16"	2.00"	PowderMax	504153173
	154"	16"	2.50"	PowderMax	504154404
	154"	16"	2.50"	PowderMax 2 / FlexEdge	504153199
	154"	16"	2.50"	PowderMax 2 / FlexEdge	504153009
	154"	20"	1.25"	Utility	504154705
	154"	20"	1.25"	Utility	504154255
	154"	20"	1.50"	Silent Cobra WT	504154707
	154"	20"	1.50"	Silent Ice Cobra WT	504154708
	154"	20"	1.50"	Utility	605613004
	154"	20"	1.75"	PowderMax	504153133
	154"	20"	1.80"	Cobra WT	504154706
	154"	20"	1.80"	Silent Cobra WT	504154710
	154"	20"	2.35"	PowderMax	504154263
154"	24"	1.50"	Silent Cobra SWT	504154712	
154"	24"	1.50"	Silent Ice Cobra SWT	504154714	
2.52"	156"	20"	1.25"	Wide Track	13070

## TRACTION



COBRA WT

ICE ATTAK XT

RIPS AW II 1.5

BACKCOUNTRY X

CONQUER 280

PITCH	LENGTH	WIDTH	LUG HEIGHT	PROFILE	CLIP	SKU
3.5"	165"	15"	2.8"	Conquer 280	1 clip every 2 profiles	C9340M
	154"	15"	2.8"	Conquer 280	1 clip every 2 profiles	C9341M
3.00"	174"	15"	3.2"	Challenger X3.2	1 clip every 2 profiles	C9311M
	146"	16"	2.25"	PowderMax	1 clip every 2 profiles	C9064M
	137"	16"	1.6"	ICE Cobra 1.6*	Full clip	C9249C
2.86"	137"	15"	1.75"	Backcountry X	Full clip	C9289C
	137"	15"	1.5"	RipSaw II 1.5	Full clip	C9306C
	120"	15"	1.75"	Hurricane 175	Full clip	C9400C
	129"	15"	1.75"	Hurricane 175	Full clip	C9401C
	137"	15"	1.75"	Hurricane 175	Full clip	C9402C
	146"	15"	1.75"	Hurricane 175	Full clip	C9403C
2.52"	121"	15"	1.22"	ICE Attak XT	Full clip	C9200H
	156"	24"	1.75"	Cobra SWT	Full clip	C9260U

\*Not compatible with REV Gen4.

**PHANTOM SHARP STUDS & SUPPORT PLATES BY WOODY'S**  
5/16 - 1.325"



- All the benefits of 286 Phantom Series studs.
- Unique track design makes it the only traction product available to maintain track warranty and track life.
- Kit complete with stud, nut and support plate.
- The only traction product approved by BRP.

**MODELS**

REV Gen5, REV Gen4, XS, XP, XR - 120" tracks	<b>860200729</b> • Pack of 84
REV Gen5, REV Gen4, XS, XP, XR - 129" & 137" tracks	<b>860200730</b> • Pack of 96
REV Gen5, REV Gen4, XS, XP, XR - (5/16 - 1.325")	<b>860200731</b> • Pack of 500

**286 PHANTOM SERIES STUDS & SUPPORT PLATES BY WOODY'S**



- A complete line of traction products developed specifically for Ski-Doo's REV Gen4, XS, XP, XR tracks.
- Due to the unique track design, this is the only traction product available to maintain track warranty and track life.
- Kit complete with stud, nut and support plate.
- The only traction product approved by BRP.

**MODELS**

REV Gen5, REV Gen4, XS, XP, XR - 120" tracks • 5/16 - 1.075"	<b>860200718</b> • Pack of 84
REV Gen5, REV Gen4, XS, XP, XR - 129" & 137" tracks • 5/16 - 1.075"	<b>860200719</b> • Pack of 96
REV Gen5, REV Gen4, XS, XP, XR • 5/16 - 1.075"	<b>860200720*</b> • Pack of 500
REV Gen5, REV Gen4, XS, XP, XR - 120" tracks • 5/16 - 1.325"	<b>860200721</b> • Pack of 84
REV Gen5, REV Gen4, XS, XP, XR - 129" tracks • 5/16 - 1.325"	<b>860201281</b> • Pack of 90
REV Gen5, REV Gen4, XS, XP, XR - 137" tracks • 5/16 - 1.325"	<b>860200722</b> • Pack of 96
REV Gen5, REV Gen4, XS, XP, XR • 5/16 - 1.325"	<b>860200723</b> • Pack of 500

**GOLD DIGGER<sup>1</sup> STUDS AND SUPPORT PLATES BY WOODY'S**



- Through-hardened carbon steel with 60° carbide insert.
- 1" head with patented track trapping design.
- Due to the unique track design, this is the only traction product available to maintain track warranty and track life.
- Kit complete with stud, nut and support plate.
- The only traction product approved by BRP.

REV Gen5, REV Gen4 [2021] & all 1 1/4" 137" 2 ply tracks • 5/16 - 1.325"	<b>415128957</b> • Pack of 96
--	-------------------------------

**DRILL BIT**



**415128884**

**TUNNEL PROTECTOR KIT**

- Protects your bulkhead and heat exchangers in all conditions.
- Provides proper protection for stud installation on pre-studded track.



**MODELS**

REV Gen5 and REV Gen4 16", 129" and 137" tracks with Ice Ripper track or Woody's studs, REV Gen4 (Wide) 20" with Ice Ripper and Silent Ice Cobra WT.	<b>860201280</b> • Rear section only ●
REV Gen5 and REV Gen4 with 129" Ice Cobra, Ice Attak XT track or Ice Ripper XT (Silent Drive 2 System)	<b>860201688</b> • Complete tunnel protector kit ● + ●
REV Gen5 and REV Gen4 with 137" Ice Cobra, Ice Attak XT track or Ice Ripper XT (Silent Drive 2 System)	<b>860201692</b> • Complete tunnel protector kit ● + ●
REV Gen5 and REV Gen4 with 146" Ice Cobra, Ice Attak XT track or Ice Ripper XT (Silent Drive 2 System)	<b>860201693</b> • Complete tunnel protector kit ● + ●
REV Gen4 120"	<b>860202212</b> • Central tunnel protector
REV-XP fan-cooled 120" & 137", REV-XU Tundra 137"	<b>860200381</b> • Complete tunnel protector kit
REV-XU Expedition (2011 & up) and Skandic SWT, WT	<b>860200757</b> • Complete tunnel protector kit
REV-XP [except fan-cooled], REV-XR, REV-XS 120", 129" & 137"	<b>860200802</b> • Complete tunnel protector kit

\*While supplies last.



To install the studs, always use the installation tools, procedures and torque specified in the instructions. Proper installation provides maximum product longevity and helps prevent track damage. BRP recommends that studs be installed by authorized BRP dealers and on approved pre-patterned tracks only. These tracks come standard on most Ski-Doo snowmobiles. Look for this symbol on your track. Woody's products are designed to fit and interact with each other. The stud nut and support plate form a complete unit. The use of aggressive skis, ski carbide runners or studs will alter the handling of your snowmobile, particularly in terms of maneuverability, acceleration and braking. Please refer to your Operators Guide for more details.

# CVT MAINTENANCE PARTS



### PERFORMANCE DRIVE BELTS

- High performance drive belts calibrated to maximize your sled's performance.
- Aramid tensile cords used in construction for extra long life and dependability, also deliver a consistent length with minimal belt shrinkage and minimal length adjustments.
- High tensile reinforced fiber elastomer undercords provide minimal dusting and long term flex life.
- Flexweave overcord for superior adhesion and crack resistance.
- Consistent performance during life of belt.
- Quality you can count on for optimum performance.
- Built with distinctive durability features for mountain, trail or fast tracks.

SKU	DESCRIPTION
<b>REV GEN5, REV GEN4, XM, XS, XP, XU, XR, REV</b>	
417300574	850 Turbo R with Ice system
417300571	850 E-TEC, 900 ACE Turbo R, 900 ACE Turbo - 150 800R E-TEC (all model years), 800R P-TEK (all model years)
417300558	900 ACE Turbo GT 2019, 900 ACE Turbo - 130
417300551	600R E-TEC, 600 E-TEC, 1200 4-TEC, 900 ACE
417300586	600 EFI
417300367	550 Fan (2010-2011)
415060600	Fan (2009 and prior)
414860700	550 Fan (2012, 2014)
417300585	600 ACE, 550 Fan
<b>RT</b>	
417300189	1000

SKU	DESCRIPTION
<b>ZX</b>	
414860700	500, 600 LC
417300585	700, 800 LC
417300067	700 (1999, 2000)
415060600	Fan
417300586	V-1000, 600 SDI (2004), V-800
417300383	800 SDI (2004)
<b>UTILITY (EXCEPT REV GEN4 (WIDE) 20" &amp; REV-XU)</b>	
605348425	All 2008 models, 2007 TUV and SWT V-800
414633800	All Fan Skandic except Tundra
417300326	Tundra RF 300
415060600	Tundra RF 500
417300586	Tundra RF V-800
414827600	Old Tundra 280 Fan
<b>S-CHASSIS</b>	
417300067	Semi-cogged
414860700	Not cogged

## // pDRIVE PULLEY SERVICE KITS

SKU	FITS ON ALL P DRIVES	KIT COMPONENT	QTY	
<b>TORQUE ROLLERS MAINTENANCE KIT</b>				
	861805558	2015-2017	Torque Roller	3
			Back Torque Roller	3
			Roller Axle	3
			Spring Pin	3
	861805576	2018 and up	Torque Roller	3
			Back Torque Roller	3
			Roller Axle	3
<b>TORQUE SLIDERS MAINTENANCE KIT</b>				
	861805560	2018 and up	Slider	3
			Roller Axle	3
			Spring Pin	6
			Outer Thrust Washer	3
			Inner Thrust Washer	3
<b>RAMP ROLLERS MAINTENANCE KIT</b>				
	861805561	2015 and up	Roller Assembly	3
			Thrust Washer	6
			Roller Axle	3
			Screw	3

Kits made with Premium OEM parts



**DRIVE PULLEY CAM FOR QRS  
ROLLER SECONDARY CAM**

REV Gen5, REV Gen4, REV-XP

417126962 • 38°

417127372 • 42°

417127367 • 44°

417127325 • 44°-42°

417126975 • 44°-33°

417127426 • 46°-42°

417127326 • 40°

417127529 • 44°-40°



- Specially designed for the QRS driven pulley.
- For optimal smooth performance and durability.

**MAINTENANCE KIT FOR TRA DRIVE PULLEY****MODELS**

- Includes: 1 spring cover assembly, 3-roller assembly, 1 bushing (siding flange), 6 slider shoes, 6 O-rings, 1 circlip, 3 cotter pins and 3 lever axles.

REV-XP, XR, XS, XM, XU – 2011 (550F), 2011 to 2018 (600 & 600 E-TEC sea-level) **415129624**REV-XM, XU – 2012 (1200), 2012 to 2018 (600 E-TEC high altitude), 2013 to 2019 Tundra Xtreme **415129625**REV-XP, XS, XM, XU – 2011 to 2018 (800R P-TEK & 800R E-TEC) **415129626**REV-XP, XS, XM, XU – 2008 to 2010 (800R P-TEK & 800R E-TEC) **415129627**REV-XP, XS, XM, XU – 2011 and prior (1200), 2011 and prior (600 E-TEC high altitude) **415129708****MAINTENANCE KIT FOR DRIVE PULLEY**

All 2016 and up eDrive 2 Clutch with heptagonal roller.

**415130055***(Not illustrated)*

- Includes: 6-roller assembly, 12 slider shoes, 3 O-rings.

**FLOATING QRS SHORT SHAFT  
CONVERSION KIT**

Fits 600 CARB, 600 E-TEC, 800 P-TEK and 800 E-TEC engines

**860200832**

- Conversion kit allows installation of a removable floating secondary pulley.
- Also provides ability to remove driven pulley without removing countershaft.
- Includes gun-drilled lightweight shaft and all necessary parts and hardware for conversion.

**EDRIVE 2 CLUTCH**

4-TEC 1200 only 2010 and up

**415130054**

- With double the number of rollers and arms compared to TRA designs, this clutch is designed for low maintenance and long life with 4-stroke powertrains.

**NGK<sup>®</sup> SPARK PLUGS****MODELS**

- You'll see a difference with genuine NGK spark plugs.
- Solid steel terminal reduces the chance of arcing in the plug cap, which may interfere with the electric component.
- A necessity in today's ignition systems.

BR9-ES **219703120**600 CARB, 800 P-TEK – BR9-ECS (Gap 0.8 mm) **415128524**600 H.O. E-TEC – PZFR6F **415130430**1200 4-TEC – CR8EKB **415129429**800R E-TEC – PFR7AB **415129484**600 ACE – MR7B18 **415129670**900 ACE – MR8DI8 **415129944**850 E-TEC Turbo R, 850 E-TEC, 600R E-TEC – ILKR8Q7S **415130154**550F, 600RS – BR9ECS **512059552**900 ACE Turbo R, 900 ACE Turbo – LMAR9AI-8 **415130363**600 CARB, 800R P-TEK – BR8ECS (Gap 0.8 mm) **512060029**600 EFI – BPR8ES **415130429**

**PRIMER KIT**

REV-XU Tundra

**860200416**



- Provides hassle-free starting in extreme cold temperatures.

**REWIND STARTER KIT**

600 HO E-TEC, 800R E-TEC engines (except REV-XU Expedition, WT, SWT)

**860201053**

2024 REV Gen5 (with 10.25 in. color touchscreen display) or 7.2 in. gauge, 2023-2024 REV Gen5 (with 7.8 in. wide LCD color display), REV Gen4 16" 600R E-TEC, 850 E-TEC and 600 EFI

**860201410**

REV Gen4 20" (Wide) 850 E-TEC, 600R E-TEC, 600 EFI

**860202123**



- Complete rewind kit for those wanting extra security.
- Rewind handle located behind panel. Instant handle access requires different side panel.



# MAINTENANCE



# OILS & MAINTENANCE PRODUCTS

## ENGINE OILS

### XPS 2T E-TEC SYNTHETIC OIL

9779281 • 1 qt / 946 ml  
9779282 • 1 US gal / 3.785 L  
9779283 • 2.5 US gal / 9.46 L

9779284 • 5 US gal / 18.92 L  
9779285 • 55 US gal / 205 L



- Specifically engineered to meet the unique needs of Rotax engines, it provides maximum protection against engine wear in E-TEC engines.
- Uses a highly effective package to keep engine parts lubricated, clean and free of wear.

- This low smoke, low odor formula also allows for maximum engine performance.
- Can be used in direct, semi-direct fuel injection system and high performance carbureted 2-stroke engines.

### XPS 2T RACING SYNTHETIC OIL

9779229 • 1 US gal / 3.785 L



- Specially designed for high-performance or racing engines.
- Top-performing synthetic oil is formulated with a highly evolved additive package that includes performance enhancing esters.

- Withstands extreme operating temperatures, high RPM and heavy loads to deliver competition-level engine protection.
- Use in high-performance 2-stroke snowmobiles and off-road motorcycle engines.

### XPS 2T SNOWMOBILE SYNTHETIC BLEND OIL

9779649 • 1 US gal / 3.785 L



- Designed for all oil injection or pre-mix 2-stroke snowmobiles with electronic fuel injection or carbureted engines.
- Recommended engine oil for Rotax 600 EFI engine.
- Facilitates cold starting with low-smoke emissions.

- Ensures maximum protection against wear by keeping the engine parts lubricated and clean.

### XPS 2T SNOWMOBILE PREMIUM MINERAL OIL

9779277 • 1 US gal / 3.785 L



- Powersport formula with premium anti-wear and anti-corrosion additives.
- The carefully balanced additives optimize detergency and lubrication through a broad range of operating temperatures.

- Additional corrosion protection for wet environments and during storage.
- Safe for winter/snowmobile use.

### XPS 4T 0W-20 EXTREME COLD SYNTHETIC OIL

9779294 • 1 qt / 946 ml  
9779295 • 1 US gal / 3.785 L



- EXTREME COLD engine oil is state-of-the-art, developed for easier cold starts in the most frigid, harshest winter climates.
- The custom formula promotes fast oil flow from the sump to critical engine components to ease starting.

- Protects 4-stroke snowmobiles, ATVs and power equipment from cold start engine wear.

### XPS 4T 0W-40 SYNTHETIC OIL

9779286 • 1 qt / 946 ml  
9779287 • 1 US gal / 3.785 L



- Powersport formula with premium anti-wear and anti-corrosion additives.
- The best choice for high-performance snowmobile, ATV and SXS 4-stroke engines used in cold weather.

- Provides superior engine and transmission protection against heat, rust and corrosion.
- Delivers optimal performance in high and low temperatures.

### XPS 4T 0W-40 SYNTHETIC OIL CHANGE KIT

9779402 • 600 ACE  
9779403 • 900 ACE

9779404 • 1200 4-TEC



- Ultra-convenient "all-in-one" oil change kit saves time and money.
- Includes XPS Synthetic Oil, oil filter, O-rings and washer.

\*Pricing not available due to pricing fluctuation of oil based products.

## MAINTENANCE PRODUCTS

### OIL FILTER

420956124



- 900 ACE, 900 ACE Turbo, 600 ACE and 1203 engines.

### EXTENDED LIFE PRE-MIXED COOLANT

619590728 • 1 qt / 946 ml



- Antifreeze/coolant contains the correct dilution and the necessary additives to prevent corrosion and inhibit cavitation in BRP cooling systems.
- Long-life, 5-year formula specially formulated for BRP vehicles.
- Superior heat transfer.
- Ideal replacement for vehicles that normally use a 2-year antifreeze/coolant (green).
- 5 years (orange).

### XPS ICE INTAKE COOLING ENHANCER

9779362 • 1 US gal / 3.785 L



- XPS Ice is a sophisticated blend of methanol and filtered water.
- Specially formulated to cool the air intake charge of engines in the water injection system.

### DOT 4 BRAKE FLUID

9779207 • 12 fl. oz. / 355 ml



- Meets or exceeds all DOT3 and DOT4 brake fluid requirements.
- High-temperature formula resists fade, and also conditions seals and O-rings in braking systems.

### SYNTHETIC CHAINCASE OIL

9779185 • 12 fl. oz. / 355 ml



- Specially developed for high-performance Ski-Doo models, it represents the best in state-of-the-art chaincase lubrication.
- This multigrade full-synthetic formula flows well at cold temperatures and won't break down at high temperatures.
- Made with additives that protect internal components from wear and corrosion and also conditions seals.
- Not for use in 2-speed snowmobile transmissions on Expedition, Skandic utility models.

### SYNTHETIC GREASE SUSPENSION

9779226 • 14 oz./ 400 g



- Designed to work specifically with the components found in Can-Am and Ski-Doo vehicle suspensions.
- It is highly stable and offers optimal lubrication at both extreme cold and high temperatures while protecting suspension components from dirt and moisture, as well as corrosion under extreme washout conditions.

### XPS SPLINE GREASE

9779472 • 4 oz.



- Enhanced rust and corrosion resistance.
- Protects against seizure, heat-freeze, galling, rust and corrosion.

**SYNCHROMESH TRANSMISSION SYNTHETIC OIL****9779211** • 24 fl. oz. / 710 ml

- Uses a unique combination of synthetic base stocks and additives that allow higher loads, superior shear stability and reduced oxidation compared to other synthetics and conventional API GL-5 gear oils.
- Its tremendous thermal stability and constant viscosity give exceptional wear protection and superior performance for excellent low-temperature characteristics and improved gear protection at higher temperatures.
- Recommended for use in all Ski-Doo and Lynx synchronesh transmissions requiring 75W-140 API GL-5 gear oils.
- Offers added assurance during extended drain intervals.
- Exceeds API GL-5 specifications.

**ANTI-CORROSIVE LUBRICANT****619590724** • 12 oz./ 340 g

- Multipurpose lubricant that can also be used to prevent rust, corrosion and moisture intrusion.
- It contains extreme pressure additives that work as an all-around lubricant for just about anywhere lubrication is needed.

**FUEL STABILIZER****9779183** • 8 fl. oz. / 236 ml

- Ethanol-compatible and will stabilize fuel in your tank to keep it from breaking down and causing hard starting, throttle hesitation and poor run quality.
- Ethanol attracts moisture, and this product contains powerful anti-corrosion additives to protect fuel system components.
- Prevents problems associated with E10 fuels.

**STORAGE OIL****619590725** • 12 oz./ 350 g

- High-performance fogging oil designed to protect internal engine parts from rust and corrosion.
- It coats engine internals throughout the whole storage period and is burned away through combustion when engine is started.
- Protects engines during non-use or storage.
- Burns complete upon start-up.



APPAREL



## // APPAREL

**130** HELMETS AND COMMUNICATION SYSTEM

**134** GOGGLES

**135** BOOTS AND SOCKS

**136** BAGS

**136** PROTECTIVE GEAR

**137** BC COLLECTION

**141** LAYERING

**142** X-TEAM COLLECTION

**145** TRAIL COLLECTION

**148** VASA COLLECTION

**149** CROSSOVER COLLECTION

**151** EXPEDITION RADIANT COLLECTION

**152** GLOVES

**155** KIDS' COLLECTION

**158** SPORTSWEAR - PREMIUM

**159** SPORTSWEAR - SIGNATURE

**161** SPORTSWEAR

**166** HEADWEAR AND NECKWEAR

**169** SIZING CHART

# HELMETS AND COMMUNICATION SYSTEM

## UNISEX



Black [90]

### ADVEX SPORT RADIANT HELMET

DOT ECE2206

929081 • XS, S, M, L, XL, 2XL, 3XL



Orange [12]

### ADVEX SPORT RADIANT HELMET

DOT ECE2206

929126 • XS, S, M, L, XL, 2XL, 3XL



White [01]

### ADVEX SPORT RADIANT HELMET

DOT ECE2206

929130 • XS, S, M, L, XL, 2XL, 3XL



Yellow [10]

### SKI-DOO ADVEX SPORT RADIANT HELMET

DOT ECE2206

929094 • XS, S, M, L, XL, 2XL, 3XL

- Advex Sport Radiant Helmet (DOT/ECE) with M-FORGE Composite shell.
- 4-year limited warranty.
- Lightweight M-FORGE® Composite shell.
- Innovative and safe full face access opening.
- Adjustable and easily removable peak.
- Amplified heated visor with pivot contact system with integrated adjustable vent.
- Sun visor heated chamber.
- eLinQ rear magnet connector.
- Lightweight battery-less rear LED light for added rider safety.
- Retractable amber sun visor for best vision in snow conditions.
- Prescription eyeglasses friendly.
- Adjustable humidity extractor vents.
- NCS System: Reduces noise.

- Optional side LED utility light.
- Optional VIBE mesh communication system made for winter with never lose power feature when plugged in.
- Neck skirt to reduce air intrusion.
- Humidity control with breathguard mask system.
- Operate all features with gloved hands.
- 2 shell sizes and 4 EPS sizes for better fit and comfort.
- Ratcheting quick-release chin strap.
- Recyclable helmet shell for minimal environmental impact.
- Aerodynamic shape to reduce neck fatigue.
- 1795 g ± for size large.
- 1865 g ± for size large with peak.
- D.O.T. and ECE 2206 certified.



Black [90]

### ADVEX SPORT HELMET

DOT ECE2206

929079 • XS, S, M, L, XL, 2XL, 3XL



Orange [12]

### ADVEX SPORT HELMET

DOT ECE2206

929125 • XS, S, M, L, XL, 2XL, 3XL



White [01]

### ADVEX SPORT HELMET

DOT ECE2206

929129 • XS, S, M, L, XL, 2XL, 3XL

- Advex Sport Helmet (DOT/ECE) with M-FORGE Composite shell.
- 4-year limited warranty.
- Lightweight M-FORGE® Composite shell.
- Innovative and safe full face access opening.
- Adjustable and easily removable peak.
- Dual lens anti-fog visor with integrated adjustable vent.
- Retractable amber sun visor for best vision in snow conditions.
- Prescription eyeglasses friendly.
- Adjustable humidity extractor vents.
- NCS System: Reduces noise.
- Optional side LED utility light.
- Optional VIBE Mesh made for winter integrated communication system.

- Neck skirt to reduce air intrusion.
- Humidity control with breathguard mask system.
- Operate all features with gloved hands.
- 2 shell sizes and 4 EPS sizes for better fit and comfort.
- Ratcheting quick-release chin strap.
- Recyclable helmet shell for minimal environmental impact.
- Aerodynamic shape to reduce neck fatigue.
- 1825 g ± for size large.
- 1895 g ± for size large with peak.
- D.O.T. and ECE 2206 certified.



Matte Black (93)

**NEW VIBE UNIVERSAL COMM SYSTEM BY BRP 929105** • One size

- VIBE UNIVERSAL Comm System with superior audio quality for every BRP helmet.
- Sound by harman/kardon®.
- Mesh 2.0: Robust Reliability compatible with all Sena Mesh devices.
- Largest battery capacity with 5 hours talk time at -18C/-0F.
- One-Click-to-Connect simplicity.
- Mesh Intercom™ features superior audio quality.
- 1 antennas for 1.6 km line of sight range.
- Multi-channel protocol in Open Mesh allows users to switch between 9 comm channels.
- Bluetooth® 5.1 enabled.
- Convenience of voice-activated digital assistant access ("Hey Google"/"Hey Siri").
- 30% faster Rapid-Charging.
- Glove-friendly interface.
- Compatible with most BRP helmets.
- Compatible with numerous new BRP snowmobile handle bar controls to mute / unmute, volume up or down and information display such as the battery status and mesh channel.



Matte Black (93)

**VIBE COMMUNICATION SYSTEM BY BRP 929086** • One size

- VIBE Bluetooth Mesh Comm System with superior audio quality for the Advex helmet.
- Premium Speakers & Microphone with SOUND BY Harman Kardon®.
- Mesh 2.0: Robust reliability compatible with all Sena Mesh devices.
- One-Click-to-Connect simplicity.
- Mesh Intercom™ features superior audio quality compatible with all Sena Mesh devices.
- 2 antennas for 2 km line of sight range.
- Multi-channel protocol in Open Mesh allows users to switch between 9 comm channels.
- Bluetooth® 5.1 enabled.
- Convenience of voice-activated digital assistant access ("Hey Google"/"Hey Siri").
- Fast charging.
- Glove-friendly interface.
- Compatible with all Advex helmets.
- Never run out of power when installed in Advex Radiant helmet version.
- Largest battery capacity with 8 hours talk time at -18°C/-0°F.



Black (90)

**BRP HELMET-INTEGRATED LED UTILITY LIGHT 929085** • One size

- Accessory for Advex helmet.
- Utility flashlight.
- Tool-free installation.
- 3 power modes.
- 3 AAA batteries (battery box to install in the helmet, batteries not included).
- Using the Vibe Communication System Battery.
- Connection of the Vibe communication system by eLin0 (electric power supplied by the vehicle).
- Easy one-handed on/off without a button (by opening/closing).
- High level of illumination, over 100 lumens.
- ECE 22.06 certification for helmet.



**UNISEX**



Charcoal Grey [07], Grey [09], Indigo Blue [82], Red [30], Yellow [10]

**EXOME SPORT RADIANT HELMET**

929037 • XS, S, M, L, XL, 2XL, 3XL

DOT

- Exome Sport Helmet (DOT) with plastic composite shell.
- 4-year limited warranty.
- Advanced plastic composite shell.
- Modular helmet.
- Breath Evac fog-resistant mask system.
- Removable peak.
- Dual lens Radiant electric heated anti-fog visor, Radiant version only.



Brick Red [33], Charcoal Grey [07], Yellow [10]

**SKI-DOO EXOME SPORT RADIANT HELMET**

929088 • XS, S, M, L, XL, 2XL, 3XL

DOT

- Offered with amber sun visor for best vision in snow conditions.
- 2 shell sizes for better fit and comfort.
- Quick-release chin strap.
- Eyeglasses compatible.
- Includes 5 absorbent pads for the Breath Evac mask.
- D.O.T. certified



Charcoal Grey [07], Grey [09], Indigo Blue [82], Red [30], Yellow [10]

**EXOME SPORT HELMET**

929036 • XS, S, M, L, XL, 2XL, 3XL

DOT



Black [90], Matte Black [93]

**NEW OXYGEN FLOW HELMET**

929087 • XS, S, M, L, XL, 2XL, 3XL

DOT

- Oxygen Helmet (DOT) with M-FORGE Composite shell.
- Includes a rear removable curtain and a vent in the chin curtain for extra airflow.
- Lightweight M-FORGE® Composite shell.
- Neck skirt to reduce air intrusion.
- 1850 g ± for size large.
- Visor equipped with an adjustable ventilation system to adjust the temperature inside the helmet according to the weather conditions. Our tests have shown a temperature reduction up to 10°C compared to the visor without a vent.
- 4-year limited warranty.
- Sun visor heated chamber.
- Amplified heated visor with pivot contact system.
- Retractable amber sun visor.
- Prescription eyeglasses friendly.
- Adjustable humidity extractor vents.
- Unobstructed panoramic field of vision for an incredible mask-less riding experience.
- Durable anti-fog and anti-scratch coatings.
- NCS System: Reduces noise.
- Robust detents allow precise opening adjustments for airflow.
- Optional front LED utility light.
- Lightweight battery-less rear LED light for added rider safety.
- eLinQ rear magnet connector.
- Offered with amber sun visor for best vision in snow conditions.
- Ready to receive communication system.
- Operate all features with gloved hands.
- 2 shell sizes for better fit and comfort.
- Ratcheting quick-release chin strap.
- Recyclable helmet shell for minimal environmental impact.
- Aerodynamic shape to reduce neck fatigue.
- D.O.T. certified.



Black [90]

**NEW OXYGEN FLOW CARBON HELMET**

929095 • XS, S, M, L, XL, 2XL, 3XL

DOT

- Oxygen Carbon Helmet with M-FORGE carbon composite shell.
- Lightweight CARBON M-FORGE® Composite shell.
- Large neck skirt with vent.
- Rear removable curtain.
- 1750 g ± for size large.



**EXOME HELMET**

Black [90]

929035 • XS, S, M, L, XL, 2XL, 3XL

DOT

White [01]

929074 • XS, S, M, L, XL, 2XL, 3XL

- Exome Helmet (DOT) with plastic composite shell.
- 4-year limited warranty.
- Advanced plastic composite shell.
- Modular helmet.
- Breath Evac fog-resistant mask system.
- Dual lens anti-fog visor.
- Offered with amber sun visor for best vision in snow conditions.
- 2 shell sizes for better fit and comfort.
- Quick-release chin strap.
- Eyeglasses compatible.
- Includes 5 absorbent pads for the Breath Evac mask.
- D.O.T. certified.



Charcoal Grey (07), Grey (09), Indigo Blue (82), Red (30), Yellow (10)

**PYRA HELMET**

929041 • XS, S, M, L, XL, 2XL, 3XL

DOT ECE22.06

- Pyra Helmet [DOT/ECE] with plastic composite shell.
- 4-year limited warranty.
- Advanced plastic composite shell with rotational impact absorbing system [ERT].
- Adjustable peak system.
- Removable wind deflector.
- Front and rear hi-max air vent system to maximize cooling.
- Removable, washable and replaceable moisture-wicking liner.
- Lightweight double-D chin strap.
- Weight: ±1310 grams for size Large.
- DOT/ECE 2206 certified.



Charcoal Grey (07), Yellow (10), Brick Red (33)

**SKI-DOO PYRA X-TEAM EDITION HELMET**

929089 • XS, S, M, L, XL, 2XL, 3XL

DOT ECE22.06



Black (90)

**OXYGEN CARBON HELMET**

929028 • XS, S, M, L, XL, 2XL, 3XL

DOT

- Large neck skirt with vent.
- Rear removable curtain.
- 1750 g ± for size large.
- Oxygen Helmet [DOT] with Lightweight M-FORGE® Composite shell.
- 4-year limited warranty.
- Sun visor heated chamber.
- Amplified heated visor with pivot contact system.
- Retractable amber sun visor.
- Prescription eyeglasses friendly.
- Adjustable humidity extractor vents.
- Unobstructed panoramic field of vision for an incredible mask-less riding experience.
- Durable anti-fog and anti-scratch coatings.
- NCS System: Reduces noise.
- Robust detents allow precise opening adjustments for airflow.
- Optional front LED utility light.
- Lightweight battery-less rear LED light for added rider safety.
- eLinQ rear magnet connector.
- Unique remote control with visor heat indicators.
- Offered with amber sun visor for best vision in snow conditions.
- Ready to receive communication system [not compatible with VIBE Communication System by BRP].
- 2 shell sizes for better fit and comfort.
- Ratcheting quick-release chin strap.
- Recyclable helmet shell for minimal environmental impact.
- D.O.T. certified.



Black (90), Matte Black (93), White (01)

**OXYGEN HELMET**

929019 • XS, S, M, L, XL, 2XL, 3XL

- Neck skirt to reduce air intrusion.
- 1800 g ± for size large.



Charcoal Grey (07), Yellow (10)

**SKI-DOO OXYGEN HELMET**

929090 • XS, S, M, L, XL, 2XL, 3XL

DOT

DOT

- Includes a rear removable curtain and a vent in the chin curtain for extra airflow.
- 1850 g ± for size large.

# GOGGLES

## UNISEX

### NEW TRENCH OTG GOGGLES

// FITS OVER MOST  
PRESCRIPTION GLASSES



Matte Black [93]

#### SKI-DOO TRENCH OTG GOGGLES 448780 • One size

- Fits over most prescription glasses on the market with lens height below 2 in. (51 mm) and with branches width of 5 1/4 in. (146 mm).
- Features injection double lens which is anti-scratch, anti-fog and distortion-free optics.
- Thermo-formed 3 layer face foam offers best fit.
- No-slip silicone strap keeps goggles in place.
- Injection-molded PC cylindrical lens provides distortion-free vision and enhanced impact resistance.
- A vibrant lens tint with light silver mirror that increases visual acuity in extremely flat and low light conditions.
- Removable nose guard provides extra protection against cold and debris.



Black [90]

#### FLINT RADIANT UV GOGGLES 448751 • One size

- Heated Radiant Electric lens.
- Features injection-molded PC cylindrical lens.
- Anti-scratch, anti-fog performance for distortion-free vision and enhanced impact resistance.
- Thermo-formed 3 layer face foam offers best fit.
- No-slip silicone strap keeps goggles in place.
- Removable nose guard for extra deflection against roots and debris.
- XL version is ideal for colder weather covering more space between the goggle and the helmet.



Black [90]

#### FLINT XL RADIANT UV GOGGLES 448763 • One size



Black [90], Brick Red [33], Grey [09], Indigo Blue [82]

#### SKI-DOO TRENCH UV GOGGLES 448723 • One size

- Features injection double lens which is anti-scratch, anti-fog and distortion free optics.
- Wider thermo-formed 3-layer face foam offers best fitting.
- No-slip silicone strap keeps goggles in place.
- Injection-molded PC cylindrical lens provides distortion-free vision and enhanced impact resistance.
- A vibrant lens tint with light silver mirror that increases visual acuity in extremely flat and low light conditions.
- Removable nose guard for extra deflection against cold and debris.
- XL version is ideal for colder weather covering more space between the goggle and the helmet.



Black [90], Brick Red [33], Grey [09], Indigo Blue [82]

#### SKI-DOO TRENCH XL UV GOGGLES 448761 • One size



Brick Red [33], Indigo Blue [82], Yellow [10]

#### EDGE UV GOGGLES 448724 • One size

- Features injection-molded PC cylindrical lens.
- Anti-scratch, anti-fog performance while providing distortion-free vision and enhanced impact resistance.
- Wider thermo-formed 3-layer face foam offers best fitting.
- No-slip silicone strap keeps goggles in place.
- Removable nose guard for extra deflection against roots and debris.
- XL version is ideal for colder weather covering more space between the goggle and the helmet.
- Bonus lens included: A vibrant lens tint with light silver mirror that increases visual acuity in extremely flat and low light conditions.



Brick Red [33], Indigo Blue [82], Yellow [10]

#### EDGE XL UV GOGGLES 448762 • One size

# BOOTS AND SOCKS

## UNISEX



Black (90)

### TEC+ ULTRA BOOTS

444258 • 5, 6, 7, 8, 9, 10, 11, 12, 13

- Tec+ Ultra Boots with tough abrasion resistant outer material and performance liner.
- Tough abrasion resistant leather outer and textile.
- Sympatex® breathable waterproof membrane.
- Performance liner that will provide warmth and added comfort by shaping to your foot.
- Limit of comfort temperature range: -58°F to -76°F or -50°C to -60°C.
- Rugged ultra-grip outsole design.
- Removable inner liner.



Black (90)

### TEC+ BOOTS

444253 • 5, 6, 7, 8, 9, 10, 11, 12, 13

- Tec+ Boots with moisture-wicking inner liner material.
- Improved comfort and flex.
- Removable insole.
- Unisex, smaller sizes added for ladies.
- Kevlar reinforced laces.
- 600 g PrimaLoft ECO FOOTWEAR insulation for maximum comfort.
- Leather outer layer incorporates HydroGuard® waterproof membrane.
- Tapered rear shape for better Achilles and ankle support.
- Abrasion and impact resistant ice breaker toe piece.
- Aggressive, durable anti-slip outsole for running board traction.
- Limit of comfort temperature range: -40°F to -58°F or -40°C to -50°C.

## MEN'S



Black (90)

### TEC+ REC BOOTS

444240 • 5, 6, 7, 8, 9, 10, 11, 12, 13

- Tec+ Rec Boots with tough abrasion resistant leather outer.
- Breathable waterproof membrane.
- Limit of comfort temperature range: -58°F to -76°F or -50°C to -60°C.
- Rugged ultra-grip outsole design.
- Removable inner liner.

## KIDS'



Black (90)

### NEW SKI-DOO KIDS' BOOTS

444273 • 1, 2, 3, 4, 10, 11, 12, 13

- Insulated Ski-Doo Kids' winter boots.
- 100% waterproof and synthetic PU insulated boot.
- Adjustable snow collar with a lace lock.
- Injection-molded lightweight synthetic PU.
- Outsole with multi-directional treads for stability in snowy condition.

## UNISEX



Brick Red (33), Hi-Vis Yellow (26), Indigo Blue (82)

### ACTIVE LIGHTWEIGHT SOCKS

444254 • S, M, L

- Active lightweight socks perfect to retain warmth.
- Ventilation channels for maximum breathability.
- Reinforced toe and heel in PrimaLoft and wool.
- Elastic fabric for comfort.

## WOMEN'S



Black (90)

### WOMEN'S TEC+ REC BOOTS

444241 • 6, 7, 8, 9, 10

- Women's Tec+ Rec boots with tough abrasion resistant leather outer.
- Breathable waterproof membrane.
- Limit of comfort temperature range: -58°F to -76°F or -50°C to -60°C.
- Rugged ultra-grip outsole design.
- Removable inner liner.

## UNISEX



Brick Red (33), Hi-Vis Yellow (26), Raspberry (39)

### PERFORMANCE MIDWEIGHT SOCKS

454597 • S, M, L

- Performance sock with X-Team aesthetic.
- Elastic fabric to ensure comfort.
- Reinforcement in wool for durability.
- Ski-Doo and X logos.



Charcoal Grey (07), Dark Navy (16)

### THERMAL HEAVYWEIGHT SOCKS

444255 • S, M, L

- Active lightweight socks perfect to retain warmth.
- Ventilation channels for maximum breathability.
- Reinforced toe and heel in PrimaLoft and wool.
- Elastic fabric for comfort.

# BAGS

## UNISEX



Black (90)

### SKI-DOO STAND-UP ROLLER GEAR BAG 469319 • One size

- Ski-Doo Stand-Up Roller Gear Bag with heavy duty polyester material.
- Structural skeleton ensures stand-up stability when loaded or unloaded.
- Waterproof cover included for extra protection against the elements.
- Compartmentalized design places helmets, goggles, boots and your gear in dedicated zones.
- Heavy duty 900 D polyester material.
- Dim: 85 cm x 47 cm x 40 cm.
- 140 liter capacity.



Black (90)

### SKI-DOO GEAR BAG 90 L 469321 • One size

- Ski-Doo Gear Bag 90 L.
- Large main compartment with easy access to all gear.
- Large separated boot pocket.
- Zippered accessory pocket.
- Easy grab handles for transport.
- Detachable shoulder strap.
- Heavy-duty reinforced base.
- Dim: 75 cm x 40 cm x 40 cm.
- 90-liter capacity.
- 900 D polyester



Black (90)

### SKI-DOO DUFFLE BACKPACK 469322 • One size

- Ski-Doo Duffle Backpack.
- Duffel bag with shoulder strap, can transform into a backpack.
- Adjustable shoulder and chest straps.
- Bottle holder.
- Foam padding on straps for comfort.
- 900 D polyester.
- Dim: 65 cm x 28 cm x 30 cm.
- 45-liter capacity.



Black (90)

### SKI-DOO LAPTOP BACKPACK 469323 • One size

- Ski-Doo Laptop Backpack.
- Laptop/Tablet pocket holds up to 15" laptop.
- Fleece-lined sunglasses pocket.
- Adjustable shoulder and chest straps.
- Organization pocket with key clip.
- Foam padding on straps and back for comfort.
- Carry-on slider.
- Water bottle side pouch.
- 900 D polyester.
- Dim: 30 cm x 45 cm x 21 cm.
- 25-liter capacity.

# PROTECTIVE GEAR

## UNISEX



Grey (09)

### SKI-DOO TRAILMASTER TEKVEST

469308 • XS [100-130 lb/45-60 kg],  
S [130-150 lb/60-70 kg],  
M [150-185 lb/70-85 kg],  
L [185-210 lb/85-95 kg],  
XL [210-240 lb/95-110 kg]

469309 • 2XL [240-270 lb/110-125 kg],  
3XL [270-300 lb/125-140 kg]

- Ski-Doo TrailMaster TekVest (XS to 3XL).
- Zip-up fleece collar.
- 2 body-heated pockets are roomy enough to hold up to 4 smart phones/battery boosters in a vertical position. A perfect spot for a small wallet, a trail map or special medication.
- Insulated on the outside with a reflective aluminum layer.
- Quick attach points included for optional shoulder pads.



# BC COLLECTION

## MEN'S



Brick Red [33], Black [90], Black with Graphics [94]

### BC KONA ONE-PIECE SUIT 440932 • XS, S, M, L, XL, 2XL, 3XL

- Flexible and adaptable shell.
- Use for deep snow riding.

#### Performance:



Waterproofness



Breathability



Warmth

#### Key benefits:



Element Proof



High Airflow



Reinforced

- 2-ply Sympatex® membrane with lifetime warranty.
- 100% sealed seams and logos.
- Waterproof YKK® Aquaguard® zippers.
- Removable and adjustable hood.
- Removable suspenders.
- Backpack friendly underarm venting.
- Chest vents.
- Auxiliary zipper for added ventilation.
- Reflective details for optimized visibility.
- Two side pockets placed high for avalanche backpack strap.
- Zippered leg cargo pockets.

## MEN'S



Army Green [77], Black [90], Deep Purple [42], Indigo Blue [82]

### BC KONA JACKET

Army Green [77], Black [90], Deep Purple [42], Indigo Blue [82]  
440931 • XS, S, M, L, XL, 2XL, 3XL

- Flexible and adaptable shell.
- Use for deep snow riding.

- 2-ply Sympatex® membrane with lifetime warranty.
- 100% sealed seams and logos.
- Fixed hood with drawstring adjustment.
- Waterproof YKK® Aquaguard® zippers.
- Fixed powder skirt.
- Backpack friendly underarm venting.
- Offset front zipper for optimal comfort at chin.
- Reflective details for optimized visibility.
- Two side pockets placed high for avalanche backpack strap.
- Inner cellphone pocket.

## WOMEN'S



Brick Red [33], Deep Purple [42], Ice [38]

### WOMEN'S BC KONA JACKET

440943 • XS, S, M, L, XL, 2XL, 3XL

#### Performance:



Waterproofness



Breathability



Warmth

#### Key benefits:



Element Proof



High Airflow



Lightweight



**MEN'S**



Black [90], Indigo Blue [82]

**BC KONA HIGHPANTS**

441672 • XS, S, M, L, XL, 2XL, 3XL

- Flexible and adaptable shell.
- Use for deep snow riding.

**Performance:**



**Waterproofness**



**Breathability**



**Warmth**

**Key benefits:**



**Element Proof**



**Optimized Mobility**



**Reinforced**

- 2-ply Sympatex® membrane with lifetime warranty.
- Reinforcement in Cordura® fabric at seat, crotch and bottom hem.
- 100% sealed seams and logos.
- Stretch fabric at side bib for extra comfort.
- Fleece seat.
- Shaped, reinforced knees and shins.
- Storm gaiters with boot-to-lace snap connector.
- Reinforcement at inner legs for abrasion resistance.
- 2-way full-length water-resistant side zippers.
- Reflective details for optimized visibility.
- Cargo pocket with ease pleat.
- Suspenders with 1 side adjustment.

**WOMEN'S**



Black [90]

**WOMEN'S BC KONA HIGHPANTS**

441682 • XS, S, M, L, XL, 2XL, 3XL

- Flexible and adaptable shell.
- Use for deep snow riding.

**Performance:**



**Waterproofness**



**Breathability**



**Warmth**

**Key benefits:**



**Element Proof**



**Drop Seat**



**Reinforced**

- 2-ply Sympatex® membrane with lifetime warranty.
- 100% sealed seams and logos.
- Stretch fabric at side bib for extra comfort.
- Fleece seat.
- Shaped, reinforced knees and shins.
- Storm gaiters with boot-to-lace snap connector.
- Reinforcement at inner legs for abrasion resistance.
- 2-way full-length water-resistant side zippers.
- Reflective details for optimized visibility.
- 1 side drop seat.
- Cargo pocket with ease pleat.
- Suspenders with 1 side adjustment.

**MEN'S**



Indigo Blue [82], Whiskey [28], Black [90]

**BC KONA+ JACKET**

440959 • XS, S, M, L, XL, 2XL, 3XL

- Flexible and adaptable shell.
- Use for deep snow riding.

**Performance:**



**Waterproofness**



**Breathability**



**Warmth**

**Key benefits:**



**Element Proof**



**High Airflow**



**Multi-use**

- 2-ply Sympatex® membrane with lifetime warranty.
- 100% sealed seams and logos.
- Waterproof YKK® Aquaguard® zippers.
- Removable hood.
- Removable powder skirt.
- Backpack-friendly underarm venting.
- Auxiliary zipper for added ventilation.
- Reflective details for optimized visibility.
- Two large zipped hand pockets.

**UNISEX**



Black [90], Grey [09], Indigo Blue [82]

**UNISEX BC ASPECT ONE-PIECE SUIT**  
440942 • XS, S, M, L, XL, 2XL, 3XL

- Flexible and adaptable shell.
- Use for deep snow riding.

**Performance:**



**Waterproofness**



**Breathability**



**Warmth**

**Key benefits:**



**No-Frills Shell**



**Max Airflow**



**Reinforced**

- 3-ply Sympatex® Toulon membrane with lifetime warranty.
- 100% sealed seams and logos.
- Waterproof YKK® Aquaguard® zippers.
- Fixed hood.
- Removable suspenders.
- Backpack friendly venting.
- Chest and bicep vents.
- Inner cellphone pocket.
- Abrasion-resistant zones at bottom hem.
- Leg zipper from hip to cuff.
- Leg pocket with strap for beacon or radio.
- Two side pockets on torso placed high for avalanche backpack strap.
- Zipped cargo-size pockets on legs.
- Reflective details for optimal visibility.

**MEN'S**



Ice [38], Indigo Blue [82], Black [90], Brick Red [33]

**BC ASPECT JACKET**

440940 • XS, S, M, L, XL, 2XL, 3XL

- Flexible and adaptable premium shell.
- Use for deep snow riding.

**Performance:**



**Waterproofness**



**Breathability**



**Warmth**

**Key benefits:**



**No-Frills Shell**



**Max Airflow**



**Max Mobility**

- 3-ply Sympatex® Toulon membrane with lifetime warranty.
- 100% sealed seams and logos.
- Fixed hood.
- Waterproof YKK® Aquaguard® zippers.
- Chest and bicep ventilation.
- Removable powder skirt.
- Inner cellphone pocket.
- DVA and radio pockets.



Black [90], Brick Red [33]

**BC ASPECT HIGHPANTS**

441678 • XS, S, M, L, XL, 2XL, 3XL

- Flexible and adaptable shell.
- Use for deep snow riding.

**Performance:**



**Waterproofness**



**Breathability**



**Warmth**

**Key benefits:**



**No-Frills Shell**



**Max Airflow**



**Max Mobility**

- 3-ply Sympatex® Toulon membrane technologies with lifetime warranty.
- Reinforcement in Cordura® fabric at bottom hem.
- 100% seams and logos sealed.
- 2 thigh vents.
- Bib pocket, 2 hand pockets and thigh cargo pocket.
- Waist buckle adjustment.
- Suspenders with 1 side adjustment.
- Full length side zippers at leg.
- Stretch fabric at side bib for extra comfort.
- New boot strap adjustment and boot hook.

**UNISEX**



Heather Grey (27), Purple (40)

**UNISEX BC STORY T-SHIRT**  
454884 • S, M, L, XL, 2XL, 3XL

- Technical BC Series T-shirt designed for everyday use.
- 90% polyester, 10% wool.
- Heat transferred BC Series logo at front and quote at center back.
- BC Series fold up label on bottom.

**MEN'S**



Black (90), Navy (89)

**MEN'S BC SERIES POCKET T-SHIRT**  
454885 • S, M, L, XL, 2XL, 3XL

- Technical BC Series Pocket T-shirt designed for everyday use.
- 90% polyester, 10% wool.
- Chest pocket with BC Series branded zipper pull.
- Heat transferred BC Series logo at front and back neck.
- BC Series fold up label at bottom.

**MEN'S**



Black (90), Navy (89), Purple (40)

**MEN'S BC SERIES PULLOVER FLEECE HOODIE**  
454811 • S, M, L, XL, 2XL, 3XL

- Technical BC Series Pullover Hoodie designed for everyday use.
- 93% polyester, 7% spandex.
- Anti-static, anti-snap and anti-pilling fabric.
- Entirely fleece lined.
- Drawcord adjustment at hood.
- Handwarmer kangaroo pocket.
- Zippered pocket on left arm.
- BC Series logo on left chest.



Black (90), Navy (89)

**MEN'S BC SERIES FLEECE JOGGER SWEATPANTS**  
454813 • S, M, L, XL, 2XL, 3XL

- Technical BC Series Jogger Sweatpants designed for everyday use.
- 93% polyester, 7% spandex.
- Anti-static, anti-snap and anti-pilling fabric.
- Drawcord adjustment at waist.
- Zippered pocket on right leg.
- BC Series logo on leg.

**WOMEN'S**



Black (90), Purple (40)

**WOMEN'S BC SERIES FULL ZIP FLEECE HOODIE**  
454883 • XS, S, M, L, XL, 2XL

- Technical BC Series Full Zip Hoodie designed for everyday use.
- 93% polyester, 7% spandex.
- Boxy fit.
- Anti-static, anti-snap and anti-pilling fabric.
- Entirely fleece lined.
- Drawcord adjustment at hood.
- Zippered pocket on right arm.
- BC Series logo on left chest.



Black (90)

**WOMEN'S BC SERIES FLEECE JOGGER SWEATPANTS**  
454882 • XS, S, M, L, XL, 2XL

- Technical BC Series Jogger Sweatpants designed for everyday use.
- 93% polyester, 7% spandex.
- Anti-static, anti-snap and anti-pilling fabric.
- Drawcord adjustment at waist.
- Zippered pocket on right leg.
- BC Series logo on leg.



Men's BC Series Pullover Fleece Hoodie – 454811  
Men's BC Series Pocket T-shirt – 454885  
Unisex BC Story T-shirt – 454884

Unisex BC Series Tec Layer Hybrid Jacket – 288004  
Men's BC Series Fleece Jogger Sweatpants – 454813  
Women's BC Series Fleece Jogger Sweatpants – 454882

# LAYERING

## MEN'S



Black [90], Navy [89]

### SKI-DOO TEC LAYER HEAVYWEIGHT DOWN PACKABLE JACKET

288005 • XS, S, M, L, XL, 2XL, 3XL

- Introducing the new ultra warm Ski-Doo Tec Layer Heavyweight Down Packable Jacket.
- Functional, warm outer layer for breaks while snowmobiling and regular winter use.
- Can also be used as a very warm mid layer on long, sub-zero journeys.
- Insulation: Primaloft® down blend Gold.
- Packable design is great for on-the-go and travel!
- Drawcord hem adjustment in pockets.
- Microfleece and spandex at underarm vents.
- Down-blend insulation with high compression.
- Sold with a stowable bag.
- Ultralight water-repellent fabric.
- Preshaped sleeves and elbows.
- Fixed adjustable hood (Cohesive type) with laminated brim and flexible polymer peak.
- Elastic at cuffs.
- YKK® 2-way Vislon® zipper at front opening.
- Inverted YKK® 1-way zippers at pockets.
- 2 spacious hand pockets at front.
- Chest pocket with 2 spacious inner lining pockets.
- Adjustable hem with elastic and toggle on both sides.
- Durable ripstop nylon.
- Warmth equivalent to 750 Fill Power.
- Unique hybrid water-repellent down and ultra fine Primaloft fiber.

## UNISEX



Black [90], Charcoal Grey [07]

### BC SERIES TEC LAYER HYBRID JACKET

288004 • XS, S, M, L, XL, 2XL, 3XL

- Light and versatile mid layer jacket for active riders.
- Packable design is great for on-the-go and travel.
- 80 g Primaloft® Black Insulation.
- Ultralight water-repellent material.
- Strategically placed elastic knit material and panels with insulation.
- YKK® zippers.



Black [90]

### BC SERIES TEC LAYER HYBRID SHORTS

288007 • XS, S, M, L, XL, 2XL, 3XL

- Light and versatile mid layer shorts for active riders.
- 80g Primaloft® Black Insulation.
- Packable design is great for on-the-go and travel!
- Ultralight water-repellent material.
- Strategically placed elastic knit material and panels with insulation.
- Higher back waist and knee length.
- 2-way YKK® zippers at both sides.



Black [90]

### MONOSUIT INSULATED LINER

454623 • XS, S, M, L, XL, 2XL, 3XL

- Under shell one-piece.
- Use for deep snow riding.
- 100% polyester mesh.
- Insulation: 120 gsm.
- Moisture wicking mesh lining.
- Chest pocket.
- Stretch gussets at shoulders and lower back for better flexibility.
- Drop seat.

# X-TEAM COLLECTION

## MEN'S



Black (90), Black with Graphics (94)

### MEN'S ABSOLUTE 0 X-TEAM EDITION JACKET

440984 • S, M, L, XL, 2XL, 3XL

- Warmest jacket in our collection.
- X-Team Edition.
- Use on trails.
- 100% windproof, waterproof and highly breathable 2-ply Sympatex® membrane with lifetime warranty.
- 200 g of PrimaLoft® Gold insulation plus a removable Radiant Core inner liner with 100 g of PrimaLoft® Gold.
- Radiant Core technology for maximum heat retention and warmth.
- 100% sealed seams and logos.
- Removable hood with clip system.
- Removable and adjustable collar to prevent air entry.
- Quadruple insulated center front flaps for heat retention and wind protection.
- eLinQ system for cable management.
- Underarm vents.
- 2 hand pockets, 1 Napoleon pocket with chamois and 1 inner mesh pocket.
- Inner cellphone pocket.

## WOMEN'S



Black with Graphics (94)

### WOMEN'S ABSOLUTE 0 X-TEAM EDITION JACKET

440990 • XS, S, M, L, XL, 2XL

#### Performance:



Waterproofness



Breathability



Warmth

#### Key benefits:



Element Proof



Max Warmth



High Airflow



Black with Graphics (94), Bronze (92), Green (70)

### MEN'S EXODUS X-TEAM EDITION JACKET

456008 • S, M, MT, L, LT, XL, XLT, 2XL, 3XL

### MEN'S EXODUS X-TEAM EDITION JACKET BIG & TALL

456010 • 2XLT, 3XL, 3XLT, 4XL, 5XL (Yellow not available)

- Warm jacket with a race-inspired look.
- X-Team Edition.
- Use on trails.
- 100% sealed seams and logos.
- Radiant Core technology for maximum heat retention and warmth.
- Additional removable collar to seal air entry.
- 2 hand pockets, 1 chest pocket, 1 Napoleon pocket with goggle cloth and 1 inner mesh pocket.
- 360° reflective details for maximum visibility.
- Polar fleece at front of body and top of arms for added warmth.
- Insulated top center flap and under flap for heat retention and wind protection.
- eLinQ cable management system.
- Powder skirt.
- Underarm vent.
- Articulated sleeves.
- Adjustable cuffs with wrist gaiter and thumb hole.
- YKK® zippers throughout and YKK® AquaGuard® zippers at hand pockets and chest pocket.
- Cellphone pocket.
- 200 g of Youngone Eco Loft Heat Soft® insulation.



Black with Graphics (94), Purple (40)

### WOMEN'S EXODUS X-TEAM EDITION JACKET

456009 • XS, S, M, L, XL, 2XL

#### Performance:



Waterproofness



Breathability



Warmth

#### Key benefits:



Windproof



Reflective



Fleece Lined

**MEN'S**



Black (90), Camo (37)

**NEW MEN'S X-TEAM EDITION LS**  
288000 • S, M, L, XL, 2XL, 3XL

- Casual long sleeve T-shirt with X-Team logo.
- X-Team artwork on right sleeve.
- Ski-Doo logo on left chest.



Black (90), Heather Grey (27)

**NEW MEN'S X-TEAM T-SHIRT**  
288003 • S, M, L, XL, 2XL, 3XL

- Casual T-shirt with X-Team logo.
- X-Team graphic at center front.



Charcoal Grey (07), Green (70), Navy (89)

**MEN'S X-TEAM EDITION MICRO-FLEECE**  
454809 • S, M, L, XL, 2XL, 3XL

- Mid weight microfleece, excellent for warmth as a second layer.
- X-Team flavor.
- 6% polyester, 4% spandex.
- Moisture-wicking fabric.
- Zippered hand pockets.
- 1 zippered chest pocket and 2 zippered hand pockets.
- Ski-Doo embossed binding at collar, cuff and hem.



Black (90), Bronze (92), Green (70), Navy (89)

**MEN'S X-TEAM EDITION SNO-X ZIP-UP HOODIE**  
454865 • S, M, L, XL, 2XL, 3XL

- Heavyweight fleece for maximum warmth.
- X-Team flavor.
- 96% polyester, 4% spandex.
- Adjusted fit.
- Full zip hoodie.
- 2 hand pockets.
- Thumb hole.



Black (90), Green (70), Bronze (92)

**MEN'S X-TEAM EDITION PULLOVER HOODIE**  
454841 • S, M, L, XL, 2XL, 3XL

- Comfortable pullover hoodie with X-Team artwork.
- X-Team flavor.
- 80% cotton, 20% polyester.
- One side brushed fleece.
- Artwork graphic at center front chest.
- Drawstring hood.
- Handwarmer kangaroo pocket with Ski-Doo fold up label.



Black (90), Navy (89), White (01)

**MEN'S CLASSIC X-TEAM EDITION T-SHIRT**  
454869 • S, M, L, XL, 2XL, 3XL

- X-Team short sleeve T-shirt.
- 100% cotton.
- Ski-Doo logo with X at center front.
- X-Team artwork at back.
- Crew neck.
- Ski-Doo fold up label on bottom left side.

## WOMEN'S



Grey (09), Violet (41)

**WOMEN'S X-TEAM EDITION RACE JERSEY**  
 454971 • XS, S, M, L, XL, 2XL

- Semi-fitted V-neck jersey.
- X-Team graphic.
- 100% polyester.
- Quick-dry fabric.
- Antibacterial, moisture-wicking fabric.
- Sublimated print.
- Rib at collar and cuffs.
- Underarm gusset for ease of movement.
- Jersey longer at the back to easily enter it in riding pants.



Charcoal Grey (07), Navy (89), Purple (40)

**WOMEN'S X-TEAM EDITION MICRO-FLEECE**  
 454861 • XS, S, M, L, XL, 2XL, 3XL

- Mid weight microfleece, excellent for warmth as a second layer.
- X-Team flavor.
- 6% polyester, 4% spandex.
- Moisture-wicking fabric.
- Zippered hand pockets.
- 1 zippered chest pocket and 2 zippered hand pockets.
- Ski-Doo embossed binding at collar, cuff and hem.



Navy (89), Orange (12), Purple (40)

**WOMEN'S X-TEAM EDITION SNO-X ZIP-UP HOODIE**  
 454863 • XS, S, M, L, XL, 2XL, 3XL

- Heavyweight fleece for maximum warmth.
- X-Team flavor.
- 96% polyester, 4% spandex.
- Adjusted fit.
- Full zip hoodie.
- 2 hand pockets.
- Thumb hole.

## MEN'S



Bronze (92), Charcoal Grey (07), Hi-Vis Yellow (26)

**MEN'S APEX X-TEAM EDITION T-SHIRT**  
 454866 • S, M, L, XL, 2XL, 3XL

- X-Team short sleeve T-shirt.
- 100% cotton.
- Ski-Doo logo with X at left chest.
- X-Team artwork at back.
- Crew neck.
- Ski-Doo fold up label on bottom left side.

## UNISEX



Black (90), Navy (89), Purple (40)

**KNIT BEANIE X-TEAM EDITION**  
 454845 • One size

- Lifestyle hat with Ski-Doo logo.
- X-Team flavor.
- 100% acrylic.
- X-Team logo at front.
- Foldover cuff.



Brick Red (33), Orange (12), Yellow (10)

**X-TEAM EDITION CURVED CAP**  
 454799 • One size

- Racing look cap with X-Team logo artwork at front.
- Perfect to wear every day.
- X-Team flavor.
- Curved brim.
- Plastic adjustment at back.
- Ski-Doo fold up label at back.

## UNISEX



Bronze (92), Charcoal Grey (07), Navy (89)

**X-TEAM EDITION FLEX FIT FLAT BRIM CAP**  
 454797 • S/M, L/XL, 2XL

- Fitted cap with X-Team logo artwork at front.
- Perfect to wear every day.
- X-Team Flavor.
- Front: 100% cotton.
- Back mesh: 100% polyester.
- Flat brim.
- Elastic band ensuring comfort and stability.
- Small Ski-Doo patch at back.



Black (90), Orange (12)

**X-TEAM GRADIENT FLEX FIT FLAT CAP**  
 288099 • S/M, L/XL, 2XL

- New Flex Fit cap with X-Team logo.
- Perfect to wear every day.
- Ski-Doo print at front with gradient X.
- Flat brim.
- Adjustments at back.



# TRAIL COLLECTION

## MEN'S



Black [90], Navy [89], Wine [32]

### MEN'S EXODUS JACKET

456006 • S, M, MT, L, LT, XL, XLT, 2XL, 3XL

- Warm jacket with a race-inspired look.
- Use on trails.
- 100% sealed seams and logos.
- Radiant Core technology for maximum heat retention and warmth.
- Additional removable collar to prevent air entry.
- 2 hand pockets, 1 Napoleon pocket with goggle cloth and 1 inner mesh pocket.
- 360° reflective details for maximum visibility.
- Polar fleece at front of body and top of arms for added warmth.
- Insulated top center front flap and underlap for heat retention and wind protection.
- eLinQ cable management system.
- Powder skirt.
- Underarm vent.
- Articulated sleeves.
- Adjustable cuffs with wrist gaiter and thumb hole.
- YKK® zippers throughout and YKK® AquaGuard® at hand pockets and chest pocket.
- Cellphone pocket.
- 200 g of Youngone Eco Loft Heat Soft® insulation.

## WOMEN'S



Black [90], Ice [38]

### WOMEN'S EXODUS JACKET

456007 • XS, S, M, L, XL, 2XL, 3XL

#### Performance:



Waterproofness



Breathability



Warmth

#### Key benefits:



Windproof



Reflective



Fleece Lined



Black [90], Charcoal Grey [07]

### MEN'S EXODUS HIGHPANTS

441702 • XS, S, M, L, XL, 2XL, 3XL

### MEN'S EXODUS HIGHPANTS BIG & TALL

441708 • MT, LT, XLT, 2XLT, 3XL, 3XLT, 4XL, 4XLT, 5XL

- Warm highpants with a racing look.
- Use on trails.
- 100% sealed seams on outer shell.
- Polar fleece at seat
- Pre-shaped and padded knees.
- Heat seal logo.
- 200 g of Youngone Ecoloft Heat Soft® insulation.
- Drop seat on women's version.



Black [90], Purple [40]

### WOMEN'S EXODUS HIGHPANTS

441704 • XS, S, M, L, XL, 2XL, 3XL

#### Performance:



Waterproofness



Breathability



Warmth

#### Key benefits:



Windproof



Built-in Protection



Warm Seat

**MEN'S**



Black [90], Brick Red [33], Charcoal Grey [07]

**MEN'S ENDURO JACKET**

456018 • XS, S, M, L, XL, 2XL, 3XL

- High-performance, lightly insulated jacket with athletic fit for active trail riding.

**Performance:**



**Waterproofness**



**Breathability**



**Warmth**

**Key benefits:**



**No-Frills Shell**



**Max Airflow**



**Max Mobility**

- 2-ply Sympatex® membrane with lifetime warranty.
- 100% sealed seams and logos.
- Waterproof YKK® AquaGuard® zippers.
- Easy-access front and bicep venting for optimal thermoregulation.
- Powder skirt.
- Hem, collar and wrist adjustment.
- Inner microfleece cuff.
- Reflective elements for optimal visibility in low light conditions.
- Reinforcement fabric at elbow and back hem.
- 100 g of Youngone Eco Loft Heat Soft® insulation.

**MEN'S**



Black [90], Green [70], Khaki [05], Dark Navy [16]

**MEN'S ABSOLUTE 0 JACKET**

440938 • S, M, L, XL, 2XL, 3XL

- Warmest jacket in our collection.
- Use on trails.
- 100% windproof, waterproof and highly breathable 2-ply Sympatex® membrane with lifetime warranty.
- 200 g of PrimaLoft® Gold insulation plus a removable Radiant Core inner liner with 100 g of PrimaLoft® Gold.
- Radiant Core technology for maximum heat retention and warmth.
- 100% sealed seams and logos.
- Removable hood with clip system.
- Removable and adjustable collar to prevent air entry.
- Quadruple insulated center front flaps for heat retention and wind protection.
- eLinQ system for cable management.
- Underarm vents.
- 2 hand pockets, 1 Napoleon pocket with chamois and 1 inner mesh pocket.
- Inner cellphone pocket.



Black [90]

**MEN'S ENDURO HIGHPANTS**

441701 • S, M, L, XL, 2XL, 3XL

- High-performance, lightly insulated highpants fit for active trail riding.

**Performance:**



**Waterproofness**



**Breathability**



**Warmth**

**Key benefits:**



**Windproof**



**Built-in Protection**



**Warm Seat**

- 100% sealed seams and logos.
- Preshaped and padded knees.
- Polar fleece at seat and crotch for extra warmth.
- 2 side adjustable elastic suspenders.
- Bonded tab at side waistband to adjust back elastic for extra comfort.
- Storm gaiters with boot-to-lace snap connector.
- Reinforcement at inner legs for abrasion resistance.
- Reflective details at back leg.
- 100 g of Youngone Ecoloft Heat Soft® insulation.

**WOMEN'S**



Black [90], Ice [38], Wine [32]

**WOMEN'S ABSOLUTE 0 JACKET**

440946 • XS, S, M, L, XL, 2XL

**Performance:**



**Waterproofness**



**Breathability**



**Warmth**

**Key benefits:**



**Element Proof**



**Max Warmth**



**High Airflow**

## MEN'S



Black (90)

**MEN'S ABSOLUTE 0 HIGHPANTS**

441677 • S, M, L, XL, 2XL, 3XL

- Warmest highpants in our lineup.
- Use on trails.
- 2-ply Sympatex® membrane with lifetime warranty.
- 200 g of PrimaLoft® Gold insulation.
- 100% sealed seams and logos.
- Polar fleece seat and crotch for added warmth.
- Stretch knit material on sides for additional flexibility.
- Pre-shaped and padded knees.
- Adjustable waist.
- Bib pocket and 2 hand pockets with inner brushed knit fabric.
- Storm gaiters.

## WOMEN'S



Black (90)

**WOMEN'S ABSOLUTE 0 HIGHPANTS**

441680 • XS, S, M, L, XL, 2XL

**Performance:****Waterproofness****Breathability****Warmth****Key benefits:****Element Proof****Max Warmth****Built-in Protection**

## MEN'S



Black (90)

**MEN'S WARM-UP COAT**

440957 • One size

- Warm coat to wear over your gear.
- Used by the racing team.
- Critical seams and logos sealed.
- Fixed hood.
- Two side pockets.
- Side split at bottom hem for optimal mobility.



Orange (12)

**MEN'S SKI-DOO RACING JACKET**

456037 • S, M, L, XL, 2XL, 3XL

- Watertight zippers throughout.
- 2 large front pockets.
- Front and rear zippered vent.

# VASA COLLECTION

## MEN'S



Army Green (77), Black (90), Dark Navy (16)

### MEN'S VASA+ JACKET

440995 • S, M, L, XL, 2XL, 3XL

- New and optimized style featuring ExoFloat™ System.
- 2-ply Sympatex® membrane with lifetime warranty.
- Now a self-floating style.
- Used on trails.
- Color accent on hood and reflective accent on shoulders for optimal visibility.
- Accessible whistle pocket for safety.
- Underarm zippered vents.
- D-ring at bottom hem.
- Bonded Lycra cuff with thumb hole.
- Removable hood with hood clip attachment.
- 2-way zipper to improve comfort in sitting position.
- Chest pocket with water resistant zipper.
- 2 hands pocket with water resistant zipper.
- Fully seam sealed.
- Removable powder skirt.
- eLinQ cable management system.
- 200 g of Youngone Eco Loft Heat Soft® insulation.

## WOMEN'S



Black (90), Purple (40)

### WOMEN'S VASA+ JACKET

440985 • XS, S, M, L, XL, 2XL

#### Performance:



Waterproofness



Breathability



Warmth

#### Key benefits:



Flotation Assistance



Windproof



Reflective



# CROSSOVER COLLECTION

## MEN'S



Army Green [77], Black [90], Dark Navy [16]

### MEN'S CORIDA 3-IN-1 JACKET (KIT)

440993 • S, M, L, XL, 2XL, 3XL

- 3-in-1 construction that combines a shell and a zipped-in puffer jacket.
- Use for crossover riding.
- 200 g of Youngone Eco Loft Heat Soft® insulation.
- Underarm zippered vents.
- D-ring at bottom hem.
- Bonded Lycra cuff with thumb hole.
- Two expandable hand pockets with bonded pleats.
- Internal cellphone pocket.
- Left arm pocket with goggle cloth.
- Adjustment at hood.
- Bonded visor at hood.
- Bonded fleece at back collar.
- Left shoulder sleeve Ski-Doo suede patch.
- 100% sealed seams and logos.
- Reflective details on the back for visibility.
- 2-way zipper for improved comfort while seated.
- Powder skirt.
- Internal beanie pocket.
- eLinQ cable management system.

## WOMEN'S



Black [90], Ivory [97]

### WOMEN'S CORIDA 3-IN-1 JACKET (KIT)

440989 • XS, S, M, L, XL, 2XL

#### Performance:



Waterproofness



Breathability



Warmth

#### Key benefits:

++



Windproof



Reflective



Multi-use



Amber [95], Black [90], Bronze [92]

### MEN'S CORIDA STAVA HYBRID PANTS

441712 • S, M, L, XL, 2XL, 3XL

- New Stava Hybrid Highpants with a removable bib.
- Use for crossover riding.
- 100% outer shell seams are sealed.
- Pre-shaped and padded knees.
- Heat sealed logo.
- Removable bib, pant can be worn alone.
- Zipped hand pockets at hips.
- Two expandable hand pockets at thigh with bonded pleats.
- 1 large zipper pocket on the bib for extra storage.
- Bonded tab at side waistband to adjust back elastic for extra comfort.
- Elastic suspenders with 2 side adjustment for extra ease and comfort.
- 100 g of Youngone Ecoloft Heat Soft® insulation.
- 1 side drop seat on women's version.



Green [70]

### WOMEN'S CORIDA STAVA HYBRID PANTS

441698 • XS, S, M, L, XL, 2XL

#### Performance:



Waterproofness



Breathability



Warmth

#### Key benefits:

++



Windproof



Built-in Protection



Drop Seat

**MEN'S**



Black (90), Camo (37)

**NEW MEN'S AETHAL ONE-PIECE SUIT**

456034 • S, M, L, XL, 2XL, 3XL

- 6 external pockets for storage optimization.
- Insulated One-Piece Suit with Sympatex membrane for elevated protection and max mobility.
- Use for Crossover riding.
- Mapped insulation of Youngone Eco Loft Flex SR® . Body 100 g, Arms and Legs 80 g.
- 2-ply Sympatex® membrane with lifetime warranty and durable water repellent finish.
- 100% sealed seams and logos.
- Color accent on right forearm.
- Water resistant YKK® Aquaguard® zippers.
- Zipper gusset at neck to give extra comfort when wearing helmet.
- Air vents at underarm for maximum airflow.

**WOMEN'S**



Black (90), Wine (32)

**NEW WOMEN'S AETHAL ONE-PIECE SUIT**

456039 • XS, S, M, L, XL, 2XL

- 4 external pockets for storage optimization.

- Removable and adjustable hood with inner pocket for storage.
- Adjustable suspenders on the inside.
- Adjustable waistband.
- Back pleats for maximum mobility.
- Reinforced fabric at inner bottom leg.
- Padded elbows and knees for extra protection when wearing.
- Goggle cloth in front left chest pocket.
- Inner cellphone pocket.
- eLinQ cable management system.

**Performance:**



**Waterproofness**



**Breathability**



**Warmth**

**Key benefits:**



**Element Proof**



**Max Mobility**



**Drop Seat**

# EXPEDITION RADIANT COLLECTION

## MEN'S



Black [90]

### EXPEDITION RADIANT JACKET (KIT) 440982 • S, M, L, XL, 2XL, 3XL

- Warm utility jacket.
- Use to work around your snowmobile.

#### Performance:



**Waterproofness**



**Breathability**



**Warmth**

#### Key benefits:



**Temperature Regulation**



**Cuts Wind**



**Reinforced**

- 200 g of Youngone Eco Loft Heat Soft® insulation.
- Fabric performance 10,000 mm/5,000 g.
- Water-resistant Teflon coating.
- Underarm vents.
- 8 multi-purpose pockets.
- Detachable hood.
- Wide reflective webbing for maximum visibility.
- Practical carabiner.
- Powder skirt.
- Reinforced elbows and forearms.
- Adjustable collar and wrists.
- Critical seam sealed.
- eLinQ cable management system.
- clim8® intelligent heating technology.
- Includes 1 battery and a charger.
- YKK® zippers.

## UNISEX



Black [90]

### EXPEDITION RADIANT GLOVES 446346 • XS, S, M, L, XL, 2XL, 3XL

- Extra warm gloves for comfort in all riding conditions.
- Use for trail and deep snow riding.

#### Performance:



**Waterproofness**



**Dexterity**



**Warmth**

- Top hand: 200 g PrimaLoft® Gold.
- Palm: 133 g PrimaLoft® Gold.
- Waterproof, windproof and breathable glove insert.
- Moisture-wicking fleece lining.
- Includes 2 batteries and a charger
- Leather palm and fingers with grip reinforcement.
- Touchscreen index finger.
- Nose wipe on thumb.
- Clim8 heated technology.

## BATTERY AND CHARGER



Black [90]

### BATTERY (1-PCE) FOR HEATED GEAR 488100 • One size

- 1X lithium ion battery, 7.4 V, 3,000 mA.
- Rechargeable.



Black [90]

### BATTERY CHARGER FOR HEATED GEAR 488101 • One size

- Battery Charger with dual output.
- EU/US interchangeable plugs.



# GLOVES

## MEN'S



Army Green [77], Black [90]

### EXPEDITION GLOVES

446337 • XS, S, M, L, XL, 2XL, 3XL

- Extra warm gloves for comfort in all riding conditions.
- Use for trail and deep snow riding.

#### Performance:



**Waterproofness**



**Dexterity**



**Warmth**

- Top hand: 200 g PrimaLoft® Gold.
- Palm: 133 g PrimaLoft® Gold.
- Waterproof, windproof and breathable glove insert.
- Naturally moisture-wicking and antimicrobial wool blend lining.
- Leather palm and fingers with grip reinforcement.
- Touchscreen index finger.
- Nose wipe on thumb.



Black [90]

### BC ASPECT LONG GLOVES

446352 • S, M, L, XL, 2XL, 3XL

- Breathable glove with some insulation perfect for moderate temperatures.
- Use in deep snow riding.

#### Performance:



**Waterproofness**



**Dexterity**



**Warmth**

- Pittards® goat leather – resistant to the elements, stain resistant and durable leather.
- Sympatex® fabric 2 L.
- Insulated backhand and palm, for warmth without compromising grip (60 gr PrimaLoft Gold/Grip Control at palm).
- Padded knuckles in nylon Cordura® for better protection.
- Outdry technology membrane waterproof and windproof.
- Maximum breathability with perforated leather insert between fingers.
- Xstatic mesh lined for antibacterial and stay dry moisture management.
- Wide and long cuff with elastic cord adjustment and puller at hem to fit over the sleeve.
- Inside adhesive technology for a better grip control.
- Shaped and articulated fingers for maximum grip control.
- Conductive leather at index.
- Wiper on left index + suede at back thumb for lens wipe.



Black [90]

### BC ASPECT SHORT GLOVES

446354 • S, M, L, XL, 2XL, 3XL

- Breathable glove with some insulation perfect for moderate temperatures.
- Use in deep snow riding.

#### Performance:



**Waterproofness**



**Dexterity**



**Warmth**

- Pittards® goat leather – resistant to the elements, stain resistant and durable leather.
- Sympatex® fabric 2 L.
- Insulated back of hand and palm, for warmth without compromising grip (60 gr PrimaLoft Gold/Grip Control at palm).
- Padded knuckles in nylon Cordura® for better protection.
- Outdry technology membrane waterproof and windproof.
- Maximum flexibility with stretch fabric insertion at knucklebone.
- Xstatic mesh lined for antibacterial and stay dry moisture management.
- Wrist strap adjustment with Velcro to fit under a sleeve.
- Extra grip leather at palm and thumb.
- Shaped and articulated fingers for maximum grip control.
- Conductive leather at index.
- Wiper on left index + suede at back thumb for lens wipe.





**MEN'S**



Black [90], Charcoal Grey [07]

**X-TEAM NYLON GLOVES**  
446351 • XS, S, M, L, XL, 2XL, 3XL

- Insulated and breathable glove, perfect for active rides.
- Use for trail and deep snow riding.

**Performance:**



**Waterproofness**



**Dexterity**



**Warmth**

- Top hand: 200 g PrimaLoft® Gold.
- Palm: 133 g PrimaLoft® grip control.
- Waterproof, windproof and breathable glove insert.
- Naturally moisture-wicking and antimicrobial wool blend lining.
- Boxed fingertips to avoid air infiltration.
- Grip control technology for a better grip in palm.
- Touchscreen index finger.
- Visor wiper.



Black [90]

**GRIP GLOVES**  
446323 • S, M, L, XL, 2XL, 3XL

- High performance insulated glove with great grip feel.
- Use for trail and deep snow riding.

**Performance:**



**Waterproofness**



**Dexterity**



**Warmth**

- Waterproof, windproof and breathable glove insert.
- Inside adhesive technology for a better grip control, added tactility and dexterity.
- Light insulation at back of hand only (85 gr PrimaLoft Gold), for warmth without compromising grip.
- Print design on back of hand to minimize snow accumulation.
- Rubber finger print for improved grip.
- Fully shaped fingers.
- Box fingertips to avoid air infiltration.
- Neoprene wrist with adjustment.
- Padded and reinforced palm.
- Leather palm construction for toughness.
- Suede at back thumb for lens wipe.
- Conductive leather at index.



Black [90], Charcoal Grey [07], Khaki [05]

**X-TEAM LEATHER GLOVES**  
446356 • S, M, L, XL, 2XL, 3XL

- Rugged, proven leather construction in a warm insulated glove.
- Use for trail and deep snow riding.

**Performance:**



**Waterproofness**



**Dexterity**



**Warmth**

- Top hand: 200 g PrimaLoft® Gold.
- Palm: 133 g PrimaLoft® grip control.
- Waterproof, windproof and breathable glove insert.
- Naturally moisture-wicking and antimicrobial wool blend lining.
- Boxed fingertips to avoid air infiltration.
- Grip control technology for a better grip in palm.
- Touchscreen index finger.
- Visor wiper.



Black [90]

**X-TEAM CREW GLOVES**  
446297 • S, M, L, XL, 2XL, 3XL

- Soft, durable, flexible and breathable gloves.
- Use for trail and deep snow riding.

**Performance:**



**Waterproofness**



**Dexterity**



**Warmth**

- 77% nylon, 23% polyurethane.
- Stretch wrist for easy in and out.



Black [90]

**MOUNTAIN GLOVES**  
446364 • S, M, L, XL, 2XL, 3XL

- Thin glove with good dexterity.
- Use for trail and deep snow riding.

**Performance:**



**Waterproofness**



**Dexterity**



**Warmth**

- Shell: 55% leather, 40% nylon, 5% polyurethane.
- Inside adhesive technology for a better grip control.
- Mild-weather glove.
- Hipora' waterproof, windproof and breathable glove insert.
- Shaped fingers.
- Velcro adjustment for easy sleeve fit.
- Suede at back thumb for lens wipe.
- Conductive leather at index.
- 100 g PrimaLoft® Gold to top hand insulation.

**UNISEX**



Black [90]

**ABSOLUTE 0 GLOVES**

446317 • XS, S, M, L, XL, 2XL, 3XL

- Warmest glove in our lineup.
- Use on trails.

**Performance:**



**Waterproofness**



**Dexterity**



**Warmth**

- Top hand: 200 g PrimaLoft® Gold and goose down.
- Palm: 133 g PrimaLoft® grip control insulation.
- Waterproof, windproof and breathable glove insert.
- Naturally moisture-wicking and antimicrobial wool blend lining.
- Box fingertips to avoid air infiltration.
- Leather palm and fingers with grip reinforcement.
- Touchscreen index finger.
- Nose wipe on thumb.



Black [90]

**ABSOLUTE 0 MITTS**

446318 • XS, S, M, L, XL, 2XL

- Warmest mitts in our lineup.
- Use on trails.

**Performance:**



**Waterproofness**



**Dexterity**



**Warmth**

- Top hand: 200 g PrimaLoft® Gold and goose down.
- Palm: 133 g PrimaLoft® grip control insulation.
- Waterproof, windproof and breathable glove insert.
- Naturally moisture-wicking and antimicrobial wool blend lining.
- Leather palm and fingers with grip reinforcement.
- Touchscreen index finger.
- Nose wipe on thumb.

	Grip Gloves	BC Aspect Short Gloves	BC Aspect Long Gloves	Mountain Gloves			
<b>DEEP SNOW</b>							
<b>Waterproof</b>	●●●●●	●●●●●	●●●●●	●●●●●			
<b>Dexterity</b>	●●●●●	●●●●●	●●●●●	●●●●●			
<b>Warmth</b>	●●●●●	●●●●●	●●●●●	●●●●●			
<b>Colors</b>	Black	Black	Black	Black			
<b>SKU</b>	446323	446354	446352	446364			
	Absolute 0 Gloves	Absolute 0 Mitts	X-Team Nylon Gloves	X-Team Leather Gloves	Expedition Radiant Gloves	Expedition Gloves	X-Team Crew Gloves
<b>TRAIL</b>							
<b>Waterproof</b>	●●●●●	●●●●●	●●●●●	●●●●●	●●●●●	●●●●●	●●●●●
<b>Dexterity</b>	●●●●●	●●●●●	●●●●●	●●●●●	●●●●●	●●●●●	●●●●●
<b>Warmth</b>	●●●●●	●●●●●	●●●●●	●●●●●	●●●●●	●●●●●	●●●●●
<b>Colors</b>	Black	Black	Black, Bronze, Charcoal Grey	Black, Khaki, Charcoal Grey	Black	Army Green, Black	Black
<b>SKU</b>	446317	446318	446351	446356	446346	446337	446297

# KIDS' COLLECTION

## TEENS



Black (90), Deep Purple (42), Indigo Blue (82)

### TEENS' PARTICLE JACKET 440952 • 7, 8, 10, 12, 14, 16

- Warm jacket with a racing look.
- Use on trails.

#### Performance:



Waterproofness



Breathability



Warmth

#### Key benefits:



Waterproof Zippers

Fully Seam Sealed

- Critical seams and logos sealed.
- Radiant Core technology to keep warm.
- Reflective details on back and sleeves for better visibility.
- Polar fleece at front body and top arms for added warmth.
- Growing sleeves system that allows an additional 2 inch length.
- 200 g of ThermoLoft® insulation.



Black (90), Indigo Blue (82)

### TEENS' PARTICLE GLOVES 446344 • 6-8, 10-12, 14-16

- Extra warm gloves for teens.
- Use for trail and deep snow riding.

#### Performance:



Dexterity



Warmth

- Waterproof, windproof and breathable insert.
- 4-way stretch fleece cuff.
- Top hand: 240 g Thermal Loft.
- Palm: 100 g Thermal Loft insulation.



Black (90)

### TEENS' X-TEAM HIGHPANTS 441605 • 7, 8, 10, 12, 14, 16

- Warm highpants with a racing look.
- Use on trails.

#### Performance:



Waterproofness



Breathability



Warmth

#### Key benefits:



Cuts Wind



Reinforced



Adjustable Length

- 100% waterproof, breathable and windproof.
- Reinforced fabric at knees and bottom of legs.
- RPM: critical seams and logos sealed.
- 200 g of ThermoLoft® insulation.



Black (90), Indigo Blue (82)

### TEENS' PARTICLE MITTS 446343 • 6-8, 10-12, 14-16

- Extra warm mitts for teens.
- Use for trail and deep snow riding.

#### Performance:



Dexterity



Warmth

- Waterproof, windproof and breathable insert.
- Heat pack pocket built into inner mitt lining.
- Top hand: 240 g Thermal Loft.
- Palm: 140 g Thermal Loft insulation.

## KIDS



Indigo Blue (82), Pink (36)

### KIDS' MINIU JACKET 440953 • 3, 4, 5, 6

- Warm jacket with a racing look.
- Use on trails.

#### Performance:



Waterproofness



Breathability



Warmth

#### Key benefits:



Cuts Wind



Reflective



Adjustable Length

- Critical seams and logos sealed.
- Radiant Core technology to keep warm.
- Reflective details on back and sleeves for better visibility.
- Polar fleece at front body and top arms for added warmth.
- Growing sleeves system that allows an additional 2 inch length.
- 200 g of ThermoLoft® insulation.



Black (90)

### KIDS' MINIU MITTS 446345 • 2, 4, 6

- Extra warm mitts for kids.
- Use for trail and deep snow riding.

#### Performance:



Dexterity



Warmth

- Waterproof, windproof and breathable insert.
- Side zipper for easy in and out.
- Top hand: 100 g Thermal Loft, 133 g PrimaLoft Gold.
- Palm: 100 g Thermal Loft insulation.

**KIDS**



Black [90]

**KIDS' X-TEAM HIGHPANTS**

441580 • 3, 4, 5, 6

- Warm highpants with a racing look.
- Use on trails.

**Performance:**



**Waterproofness**



**Breathability**



**Warmth**

**Key benefits:**



**Cuts Wind**



**Reinforced**



**Adjustable Length**

- 100% waterproof, breathable and windproof.
- 200 g ThermalLoft® insulation.
- Reinforced fabric at knees and bottom of legs.
- RPM: critical seams and logos sealed.
- Growing leg system that allows the pants to extend by 4 inches.



Black [90], Teal [74]

**KIDS' ZIP-UP HOODIE**

454857 • 3-4, 5-6

- Comfortable zip-up hoodie for kids.
- 80% cotton, 20% polyester.
- One side brushed fleece.
- Drawstring hood.
- Heat transferred Ski-Doo logo at left chest and Ski-Doo artwork at back.
- Split kangaroo pocket with Ski-Doo fold up label.



Dark Navy [16], Indigo Blue [82], Pink [36]

**KIDS' POM-POM BEANIE**

448737 • One size

- Pom-Pom beanie to keep warm in style.
- 100% acrylic.
- Knitted beanie with microfleece lining.
- Silicone logo patch.
- Ski-Doo fold up label at back.



Black [90], Dark Navy [16]

**KIDS' NECK-WARMER**

448728 • One size

- Neck-warmer for kids to protect against the cold.
- 92% PES, 8% EL.
- Micro polar fleece, spandex.
- Silicone logo patch.
- Ski-Doo fold up label at back.



Black [90], White [01]

**KIDS' SKI-DOO T-SHIRT**

454847 • 3-4, 5-6

- Short sleeve kids' T-shirt.
- 100% cotton.
- Printed logo at chest.
- Ski-Doo fold up label on bottom left side and heat transferred Ski-Doo logo at back neck.



Indigo Blue [82], Pink [36]

**KIDS' THERMAL SOCKS**

444252 • S/M, L/XL

- Active lightweight socks perfect to keep warm.
- Ventilation channels for maximal breathability.
- Reinforced toe and heel in Primaloft and wool.
- Elastic fabric for comfort.



Dark Navy [16], Indigo Blue [82]

**KIDS' FULL ZIP FLEECE**

454608 • 3-4, 5-6

- Heavyweight polar fleece for maximum warmth.
- 100% polyester microfleece.
- 2 handwarmer pockets.
- Ski-Doo patch print at chest.
- Elastic binding at hood, cuffs and hem.



Navy [89], Ivory [97]

**KIDS' BASEBALL T-SHIRT**

454852 • 3-4, 5-6

- ¾ sleeve kids' T-shirt.
- 100% cotton.
- Printed logo at chest.
- Ski-Doo fold up label on bottom left side and heat transferred Ski-Doo logo at back neck.

## KIDS/TEENS



Black (90)

**YOUTH ACTIVE BALACLAVA**

454749 • S/M, L/XL

- Basic balaclava for warmth, dryness and comfort.
- 80% nylon, 20% spandex.
- Flatlocked seams to prevent skin chafing.
- Non-branded.

## TEENS



Army Green (77), Dark Navy (16)

**TEENS' PULLOVER FLEECE**

454610 • 7-8, 10-12, 14-16

- Mid-weight polar fleece for additional warmth.
- 100% polyester.
- 2 handwarmer pockets.
- ¼ snaps for adjustment at collar.

# SPORTSWEAR – PREMIUM

## MEN'S



Black (90), Heather Grey (27), Navy (89)

### MEN'S PREMIUM ZIP-UP HOODIE

454828 • S, M, L, XL, 2XL, 3XL

- Semi-fitted hooded sweatshirt with zip-up.
- 80% cotton, 20% polyester.
- One side brushed fleece.
- Drawstring hood.
- Rib at cuff and hem.
- 1 zipped pocket on left sleeve and 1 split kangaroo pocket.
- Small heat transferred Ski-Doo logo on chest and quote at bottom right pocket.
- 3D embossed silicone Ski-Doo patch on sleeve pocket.



Black (90), Charcoal Grey (07), Teal (74), Yellow (10)

### MEN'S PREMIUM PULLOVER HOODIE

454836 • S, M, L, XL, 2XL, 3XL

- Comfortable Premium Pullover hoodie.
- 80% cotton, 20% polyester.
- One side brushed fleece.
- Drawstring hood.
- Handwarmer kangaroo pocket.
- Heat transferred Ski-Doo logo on right sleeve.
- Rib at cuff and hem.

## WOMEN'S



Ivory (97), Wine (32)

### WOMEN'S PREMIUM ZIP-UP HOODIE

454858 • XS, S, M, L, XL, 2XL

- Semi-fitted hooded sweatshirt with zip-up.
- 80% cotton, 20% polyester.
- One side brushed fleece.
- Drawstring hood.
- Rib at cuff and hem.
- 1 zipped pocket on left chest with 3D embossed silicone Ski-Doo patch and 1 split kangaroo pocket.



Charcoal Grey (07)

### WOMEN'S PREMIUM PULLOVER HOODIE

454834 • XS, S, M, L, XL, 2XL

- Comfortable Premium Pullover hoodie.
- 80% cotton, 20% polyester.
- One side brushed fleece.
- Small heat transferred Ski-Doo logo on chest.
- Handwarmer kangaroo pocket.
- 3D embossed silicone Ski-Doo patch on bottom of kangaroo pocket.
- Rib at cuff and hem.



# SPORTSWEAR – SIGNATURE

## MEN'S



Black (90), Green (70)

### MEN'S SIGNATURE PULLOVER HOODIE 454802 • S, M, L, XL, 2XL, 3XL

- Our iconic and comfortable Signature Pullover Hoodie.
- 80% cotton, 20% polyester.
- One side brushed fleece.
- Handwarmer kangaroo pocket.
- Ski-Doo print at chest.
- Rib at cuff and hem.



Black (90), Heather Grey (27), Hi-Vis Yellow (26)

### MEN'S SIGNATURE PULLOVER HOODIE 288209 • S, M, L, XL, 2XL, 3XL

- Signature Pullover hoodie.
- One side brushed fleece.
- Handwarmer kangaroo pocket.
- Center front Ski-Doo logo.
- Rib at cuff and hem.



Black (90), Heather Grey (27), Navy (89), Wine (32)

### MEN'S SIGNATURE CREW SWEATSHIRT 454849 • S, M, L, XL, 2XL, 3XL

- Signature sweatshirt with Ski-Doo logo.
- 80% cotton, 20% polyester.
- Outlined vertical Ski-Doo logo on right side.
- Relaxed fit.
- Dropped, set-in sleeves.
- Rib on collar, cuffs and hem.



Bronze (92), Navy (89), Smoke (57), Teal (74)

### MEN'S SIGNATURE ZIP-UP HOODIE 454819 • S, M, L, XL, 2XL, 3XL

- Semi-fitted hooded sweatshirt with zip-up.
- 80% cotton, 20% polyester.
- Ski-Doo print at chest.
- Full zip.
- Dropped sleeves.
- Rib at cuffs and hem.
- Drawstring hood.
- Split kangaroo pocket.



Black (90), Charcoal Grey (07), Green (70), Heather Grey (27), Ivory (97), Navy (89), Yellow (10)

### MEN'S SIGNATURE T-SHIRT 454867 • S, M, L, XL, 2XL, 3XL

- Our classic Signature Ski-Doo T-shirt.
- 100% cotton.
- Large Ski-Doo logo at front and small one at back neck.
- Crew neck.
- Ski-Doo fold up label on bottom left side.



Black (90), Smoke (57)

### MEN'S SIGNATURE CREW SWEATSHIRT 288106 • S, M, L, XL, 2XL, 3XL

- Signature sweatshirt with Ski-Doo logo.
- Center-front logo.
- Relaxed fit.
- Dropped, set-in sleeves.
- Rib on collar, cuffs and hem.



Black (90), Yellow (10)

### MEN'S SIGNATURE ZIP-UP HOODIE 288008 • S, M, L, XL, 2XL, 3XL

- Signature hooded zip-up sweatshirt.
- Ski-Doo print on right sleeve.
- Dropped sleeves.
- Rib on cuffs and hem.
- Drawstring hood.



Army Green (77), Black (90), Heather Grey (27), Wine (32)

### MEN'S SIGNATURE T-SHIRT 288206 • S, M, L, XL, 2XL, 3XL

- Signature T-shirt for everyday wear.
- Ski-Doo logo at center front.



Black (90), Green (70), Heather Grey (27), Navy (89), Smoke (57)

### MEN'S SIGNATURE SWEATPANTS 454820 • S, M, L, XL, 2XL, 3XL

- Signature Ski-Doo Sweatpants.
- 80% cotton, 20% polyester.
- Drawcord adjustment at waist.
- Ski-Doo logo on left leg.

## WOMEN'S



Charcoal Grey (07), Heather Grey (27), Teal (74)

### WOMEN'S SIGNATURE PULLOVER HOODIE 454804 • XS, S, M, L, XL, 2XL

- Our iconic and comfortable Signature pullover hoodie.
- 80% cotton, 20% polyester.
- One side brushed fleece.
- Handwarmer kangaroo pocket.
- Ski-Doo print at chest.
- Rib at cuff and hem.



Black (90), Heather Grey (27)

### WOMEN'S SIGNATURE ZIP-UP HOODIE 288107 • XS, S, M, L, XL, 2XL

- Signature hooded zip-up sweatshirt.
- Ski-Doo print on right sleeve.
- Dropped sleeves.
- Rib on cuffs and hem.
- Drawstring hood.



Black (90), Green (70), Heather Grey (27), Ivory (97), Wine (32)

### WOMEN'S SIGNATURE T-SHIRT 454859 • XS, S, M, L, XL, 2XL

- Our classic Signature Ski-Doo T-shirt.
- 100% cotton.
- Large Ski-Doo logo at front and small one at back neck.
- Crew neck.
- Ski-Doo fold up label on bottom left side.



Black (90), Pink (36)

### WOMEN'S SIGNATURE PULLOVER HOODIE 288210 • XS, S, M, L, XL, 2XL

- Signature pullover hoodie.
- One side brushed fleece.
- Handwarmer kangaroo pocket.
- Center front Ski-Doo logo.
- Rib at cuff and hem.



Ivory (97), Navy (89)

### WOMEN'S SIGNATURE CREW SWEATSHIRT 454801 • XS, S, M, L, XL, 2XL

- Signature sweatshirt with Ski-Doo logo.
- 80% cotton, 20% polyester.
- Outlined vertical Ski-Doo logo on right side.
- Relaxed fit.
- Dropped, set-in sleeves.
- Rib on collar, cuffs and hem.



Black (90), Smoke (57)

### WOMEN'S SIGNATURE LEGGINGS 454872 • XS, S, M, L, XL, 2XL

- Warm and breathable base layer.
- Use for deep snow riding.
- 73% polyester, 27% spandex.
- Moisture wicking.
- Elastic waistband.
- Heat transferred reflective Ski-Doo logo at left back leg.



Black (90), Ivory (97), Wine (32)

### WOMEN'S SIGNATURE ZIP-UP HOODIE 454850 • XS, S, M, L, XL, 2XL

- Semi-fitted hooded sweatshirt with zip-up.
- 80% cotton, 20% polyester.
- Ski-Doo print at chest.
- Full zip.
- Dropped sleeves.
- Rib at cuffs and hem.
- Drawstring hood.
- Split kangaroo pocket.



Black (90), Wine (32)

### WOMEN'S SIGNATURE T-SHIRT 288205 • XS, S, M, L, XL

- Signature T-shirt for everyday wear.
- Ski-Doo logo at center front.



Ivory (97), Smoke (57), Wine (32)

### WOMEN'S SIGNATURE SWEATPANTS 454800 • XS, S, M, L, XL, 2XL

- Signature Ski-Doo sweatpants.
- 80% cotton, 20% polyester.
- Drawcord adjustment at waist.
- Ski-Doo logo on left leg.

## UNISEX



Green (70), Ivory (97), Wine (32)

### SKI-DOO SIGNATURE CAP 454878 • One size

- Classic signature cap with Ski-Doo embroidery.
- Perfect to wear every day.
- Ski-Doo embroidery at front.
- Plastic adjustment at back.
- Ski-Doo fold up label at back.



Black (90), Charcoal Grey (07), Pink (36), Yellow (10)

### SKI-DOO SIGNATURE CAP 288098 • One size

- Classic signature cap with Ski-Doo embroidery.
- Perfect to wear every day.



# SPORTSWEAR

## MEN'S



Black [90], Charcoal Grey [07]

### MEN'S GARAGE MULTI-PANTS 454614 • S, M, L, XL, 2XL, 3XL

- Comfortable working pants.
- 65% polyester, 35% cotton.
- Adjustable and integrated waistband.
- Zippers at side legs.
- Adjustment system at ankle.
- Bottom leg insert with anti-tearing coating.
- Adjustable Velcro tab at waistband.



Black [90], Green [70], Orange [12], Wine [32]

### MEN'S PUFFER WELDED JACKET 454829 • S, M, L, XL, 2XL, 3XL

- Mid layer welded jacket perfect to wear under a shell.
- Use every day and for deep snow riding.
- 100% polyester.
- Insulation: 90% duck down, 10% feather.
- Chest pocket with Ski-Doo branded zipper pull.
- Reflective Ski-Doo logo at left chest.
- Fleece lined pockets.
- Heat transferred Ski-Doo logo on inner front flap.



Black [90], Bronze [92], Green [70]

### MEN'S SOFTSHELL JACKET 2.0 454830 • S, M, L, XL, 2XL, 3XL

- Windproof lightweight softshell with a water resistant membrane.
- Use every day.
- 97% polyester, 3% spandex
- Breathable wicking technology.
- Backed by microfleece for a soft feel.
- Adjustable hood.
- Chest pocket with Ski-Doo branded zipper pull.
- Reflective Ski-Doo logo at left chest.



Charcoal Grey [07], Denim Blue [79], Army Green [77]

### MEN'S CONVERTIBLE MID-LAYER FLEECE 454808 • S, M, L, XL, 2XL, 3XL

- Semi-fitted zipped sweatshirt.
- Use every day and as a mid layer on trails.
- 100% polyester with antimicrobial.
- Heavyweight fleece for maximum warmth.
- Removable sleeves with color marker for each side.
- Reflective heat transferred Ski-Doo logo at left chest.
- 2 hand pockets.



Black [90], Bronze [92], Grey [09]

### MEN'S HYBRID ZIP-UP TECH FLEECE 454817 • S, M, L, XL, 2XL, 3XL

- Technical fleece for warmth and mobility.
- Use every day and as a mid layer on trails.
- 95% polyester, 5% spandex.
- Adjustable hood.
- 2 hand pockets with Ski-Doo branded zipper pulls.
- Reflective Ski-Doo logo at left chest and back.



Charcoal Grey [07], Ivory [97]

### MEN'S TEDDY FLEECE JACKET 454838 • S, M, L, XL, 2XL, 3XL

- New sherpa fleece made to keep you warm and cozy in style.
- 100% polyester.
- Mid weight polar fleece for additional warmth.
- Full zip jacket.
- 1 zipped chest pocket.
- Reflective Ski-Doo logo at chest and back neck.
- 2 hand pockets.

## MEN'S



Black (90), Green (70)

**MEN'S PLAID FLANNEL SHIRT**

454803 • S, M, L, XL, 2XL, 3XL

- Comfortable plaid flannel shirt.
- 100% cotton.
- 4-hole plastic Ski-Doo engraved button.
- Chest pocket with small Ski-Doo patch.
- Ski-Doo embroidery at back.



Bronze (92), Green (70)

**MEN'S PLAID OVERSHIRT**

454806 • S, M, L, XL, 2XL, 3XL

- Warm and rigid plaid overshirt.
- 100% cotton.
- Entirely fleece lined for additional warmth.
- Front opening with Ski-Doo branded press buttons.
- 2 chest pockets with small Ski-Doo patch on left one.
- Ski-Doo embroidery at back.



Heather Charcoal (29), Navy (89)

**MEN'S SOLID FLANNEL SHIRT**

454835 • S, M, L, XL, 2XL, 3XL

- Comfortable solid flannel shirt.
- 100% cotton.
- 4-hole plastic Ski-Doo engraved button.
- 2 chest pockets with small Ski-Doo patch on left one.
- Ski-Doo embroidery at back.



Camo (37), Wine (32)

**MEN'S SNAP-UP POLAR FLEECE OVERSHIRT**

454839 • S, M, L, XL, 2XL, 3XL

- New polar fleece overshirt.
- Made for everyday wear.
- 100% polyester.
- Front opening with embossed Ski-Doo snaps.
- Soft polar fleece.
- 4 way stretch contrast fabric on lower back, chest pocket and cuff.
- 1 zipped chest pocket.
- Two hand pockets
- 3D embossed silicone Ski-Doo patch on chest pocket.



Denim Blue (79), Charcoal Grey (07), Ivory (97)

**MEN'S WAFFLE KNIT THERMAL LONG SLEEVE HENLEY**

454827 • S, M, L, XL, 2XL

- Casual fit waffle knit long sleeve T-shirt.
- 60% cotton, 40% polyester.
- Ski-Doo patch on left chest.
- Small Ski-Doo logo at back neck.
- Ski-Doo fold up label on bottom left side.



Navy [89], Charcoal Grey [07]

### MEN'S PERFORMANCE LONG SLEEVES 454831 • S, M, L, XL, 2XL, 3XL

- Durable long sleeve Performance T-shirt.
- 92% polyester, 8% spandex.
- Relaxed fit.
- Raglan sleeve.
- Moisture-wicking, to stay dry and comfortable.
- Naturally anti-odor.
- Antimicrobial.
- UV protection (UPF 30).
- Thumb hole at sleeves.
- Heat transferred reflective Ski-Doo logo at bottom left side.



Navy [89], Teal [74], Wine [32]

### MEN'S SKI-DOO MOUNTAINS T-SHIRT 454840 • S, M, L, XL, 2XL, 3XL

- Casual T-shirt for everyday wear.
- 100% cotton.
- Ski-Doo logo at front.
- Ski-Doo artwork at back.
- Ski-Doo fold up label on bottom left side.



Army Green [77], Black [90]

### NEW MEN'S SKI-DOO MATRIX T-SHIRT 288069 • S, M, L, XL, 2XL, 3XL

- Casual graphic T-shirt for everyday wear.
- Artwork at upper back.
- Small Ski-Doo logo at bottom hem.



Charcoal Grey [07]

### MEN'S SKI-DOO PIT SHIRT 454576 • S, M, L, XL, 2XL, 3XL

- Ski-Doo Pit Shirt perfect to wear when working around your snowmobile.
- 65% polyester, 32% cotton, 3% spandex.
- Chest pocket.
- Back pleats for ease of movement.
- Back loop to hang shirt.
- Ski-Doo logo on left chest.
- Sponsor logos on right chest.



Black [90], Green [70], Heather Grey [27]

### MEN'S SKI-DOO VINTAGE T-SHIRT 454826 • S, M, L, XL, 2XL, 3XL

- Casual T-shirt for everyday wear.
- 100% cotton.
- Ski-Doo artwork centered at front.
- Ski-Doo fold up label on bottom left side.



Black [90], Charcoal Grey [07]

### MEN'S HIGH-DENSITY GRAPHIC T-SHIRT 288070 • S, M, L, XL, 2XL, 3XL

- Casual graphic T-shirt for everyday wear.
- Ski-Doo artwork at center front.



Black [90], Charcoal Grey [07], Grey [09]

### MEN'S SKI-DOO TECH POLO 454582 • S, M, L, XL, 2XL, 3XL

- Short sleeve tech polo.
- 95% polyester, 5% spandex.
- Quick-dry and moisture-wicking.
- 4-hole plastic embossed button.
- Ski-Doo silver print logo at back.
- Ski-Doo label at chest.



Black [90], Ivory [97]

### MEN'S SKI-DOO VECTOR T-SHIRT 454825 • S, M, L, XL, 2XL, 3XL

- Casual T-shirt for everyday wear.
- 100% cotton.
- Small Ski-Doo logo at front.
- Ski-Doo artwork at back.
- Ski-Doo fold up label on bottom left side.




Black [90], Heather Grey [27]

### MEN'S SKI-DOO VINTAGE T-SHIRT 288204 • S, M, L, XL, 2XL, 3XL

- Casual T-shirt with vintage Ski-Doo logo.
- Ski-Doo graphic at center front.

## WOMEN'S



Ivory (97), Pink (36)

**WOMEN'S SHERPA FLEECE**  
**288207** • XS, S, M, L, XL, 2XL

- Casual sherpa fleece to keep you warm and cozy in style.
- Printed Ski-Doo logo at chest.
- 1 chest pocket and 2 hand pockets.
- Elastic binding at cuffs and hem.



Ivory (97)

**WOMEN'S TEDDY FLEECE JACKET**  
**454842** • XS, S, M, L, XL, 2XL

- New sherpa fleece made to keep you warm and cozy in style.
- 100% polyester.
- Mid weight polar fleece for additional warmth.
- Full zip jacket.
- 1 zipped chest pocket.
- Reflective Ski-Doo logo at chest and back neck.
- 2 hand pockets.



Black (90), Heather Grey (27)

**NEW WOMEN'S SKI-DOO VINTAGE T-SHIRT**  
**288015** • XS, S, M, L, XL, 2XL

- Casual T-shirt with vintage Ski-Doo logo.
- Ski-Doo graphic at center front.



Black (90), Purple (40), Teal (74)

**WOMEN'S WELDED PUFFER JACKET**  
**454793** • XS, S, M, L, XL, 2XL

- Mid layer welded jacket perfect to wear under a shell.
- Use every day and for deep snow riding.
- 100% polyester.
- Insulation: 90% duck down, 10% feather.
- Chest pocket with Ski-Doo branded zipper pull.
- Reflective Ski-Doo logo at left chest.
- Fleece lined pockets.
- Heat transferred Ski-Doo logo on inner front flap.



Green (70), Ivory (97)

**WOMEN'S LIFESTYLE SKI-DOO PLAID OVERSHIRT**  
**454805** • XS, S, M, L, XL, 2XL

- Warm and soft plaid overshirt.
- 100% cotton
- 4-hole plastic Ski-Doo engraved button.
- Fleece lined hand pockets.
- Ski-Doo embroidery at back.



Black (90), Heather Grey (27)

**WOMEN'S SKI-DOO VINTAGE CREW SWEATSHIRT**  
**288051** • XS, S, M, L, XL, 2XL

- Signature sweatshirt with vintage Ski-Doo logo.
- Center front logo.
- Relaxed fit.
- Dropped, set-in sleeves.
- Rib on collar, cuffs and hem.



Grey (09), Purple (40)

**WOMEN'S HYBRID ZIP-UP TECH FLEECE**  
**454818** • XS, S, M, L, XL, 2XL

- Technical fleece for warmth and mobility.
- Use every day and as a mid layer on trails.
- 95% polyester, 5% spandex.
- Adjustable hood.
- 2 hand pockets with Ski-Doo branded zipper pulls.
- Reflective Ski-Doo logo at left chest and back.



Black (90), Camo (37)

**WOMEN'S SNAP-UP POLAR FLEECE OVERSHIRT**  
**454824** • XS, S, M, L, XL, 2XL

- New polar fleece overshirt.
- Made for everyday wear.
- 100% polyester.
- Front opening with embossed Ski-Doo snaps.
- Soft polar fleece.
- 4 way stretch contrast fabric on lower back, chest pocket and cuff.
- 1 zipped chest pocket.
- Two hand pockets
- Small Ski-Doo patch on left sleeve.
- Ski-Doo embroidery at back.



Black (90)

**NEW WOMEN'S HIGH-DENSITY LONG SLEEVE**  
**454987** • XS, S, M, L, XL

- Casual long sleeve T-shirt with artwork.
- Ski-Doo artwork at center front.

## WOMEN'S



Purple [40], Teal [74]

**WOMEN'S PULLOVER FLEECE 1/4 SNAP**  
 454810 • XS, S, M, L, XL, 2XL

- Soft plush fleece made to keep you warm and cozy in style.
- Quilted contrast fabric at top.
- 1/4 snaps for adjustment at collar.
- Ski-Doo embroidery at left chest and back.
- Handwarmer kangaroo pocket.



Ivory [97], Purple [40]

**WOMEN'S PERFORMANCE LS**  
 454862 • XS, S, M, L, XL, 2XL

- Durable long sleeve performance T-shirt.
- 92% polyester, 8% spandex.
- Relaxed fit.
- Raglan sleeve.
- Moisture-wicking, to stay dry and comfortable.
- Naturally anti-odor.
- Antimicrobial.
- UV protection.
- Thumb hole at sleeves.
- Reflective details on sleeves.
- Heat transferred reflective Ski-Doo logo at bottom left side.



Heather Grey [27], Indigo Blue [82], Ivory [97]

**WOMEN'S SKI-DOO PRINTED T-SHIRT**  
 454853 • XS, S, M, L, XL, 2XL

- Crew neck short sleeve T-shirt.
- 100% cotton.
- Small Ski-Doo logo at chest.
- Ski-Doo artwork at back.
- Ski-Doo fold up label on bottom left side.

## UNISEX



Charcoal Grey [07], Yellow [10]

**VERTICAL SKI-DOO CURVED CAP**  
 288212 • One size

- Fashion curved cap.
- Perfect to wear every day.
- Vertical Ski-Doo embroidery at front.
- Curved brim.
- Plastic adjustment at back.
- Ski-Doo fold up label at back.



Black [90], Charcoal Grey [07]

**VINTAGE FLAT CAP**  
 288211 • One size

- Fitted cap with vintage Ski-Doo embroidery at front.
- Perfect to wear every day.
- Flat brim.
- Inner elastic band ensuring comfort and stability.
- Small Ski-Doo embroidery at back.

## KIDS/TEENS



Blue Teal [19], Red [30]

**YOUTH X-TEAM EDITION JERSEY**  
 454973 • 3-4, 5-6, 7-8, 10-12, 14-16

- Semi-fitted V-neck junior jersey.
- X-Team graphic.
- 100% polyester.
- Quick-dry fabric.
- Antibacterial, moisture-wicking fabric.
- Sublimated print.
- Rib at collar and cuffs.
- Underarm gusset for ease of movement.
- Jersey longer at the back to easily enter it in riding pants.

# HEADWEAR AND NECKWEAR

## UNISEX



Black (90)

### ULTIMATE TRAIL BALACLAVA 447736 • S/M, L/XL

- Ultimate balaclava that provides warmth, breathability and windproofness.
- Perfect when used with the Oxygen, Exome and Pyra helmets.
- 60% polyester, 30% nylon, 10% spandex.
- Waterproof, windproof and breathable fabric at neck.
- Moisture-wicking fabric.
- Elastic channel at sides for contoured fit.



Black (90), Orange (12), Brick Red (33)

### X-TEAM EDITION ACTIVE BALACLAVA 454823 • One size

- Warm and breathable balaclava.
- Use for deep snow riding.
- X-Team flavor.
- 91% polyester, 9% spandex.
- Stretch, antibacterial fabric with brushed inner surface.
- Moisture-wicking anti-odor treatment.
- Flatlocked seams prevent skin chafing.



Black (90), Brick Red (33), Dark Navy (16), Green (70), Grey (09), Heather Charcoal (29), Ice (38), Indigo Blue (82)

### REVERSIBLE SKI-DOO BEANIE 448736 • One size

- 2-in-1 reversible beanie.
- 95% acrylic, 4% nylon, 1% spandex.
- Knit-in logos.



Black (90)

### PYRA BALACLAVA 448735 • One size

- Balaclava with a neoprene face guard for effective moisture exchange to promote breathing in extreme cold.
- Perfect when used with Pyra helmet.
- 65% nylon, 20% polyester, 10% spandex, 5% synthetic.
- Stretch, quick-dry fabric with brushed inner surface.
- Flatlocked seams prevent skin chafing.
- Perfect to use with open face helmets.
- Centered heat transfer Pyra logo.



Indigo Blue (82), Amber (95), Black (90)

### ACTIVE RIDING TUBE 454837 • One size

- Multi-purpose tube to keep warm.
- Use for trail and deep snow riding.
- 88% polyester, 12% spandex.
- Stretchy and comfortable fabric.
- 12 different configurations: bandana, headband, balaclava and more.



Black (90), Bronze (92), Charcoal Grey (07), Teal (74), Wine (32)

### LANDING BEANIE 454698 • One size

- Warm lifestyle hat.
- 95% acrylic, 4% nylon, 1% spandex.
- Ski-Doo patch centered at front.
- Foldover cuff.



Black (90)

### COMBO BALACLAVA 448743 • One size

- Warm and breathable balaclava that protects head and neck.
- Use for deep snow riding.
- 100% polyester.
- 2-piece construction that allows a better fit.
- Top piece allows better breathability.
- Bottom piece allows good protection against the cold.
- Stretch, antibacterial warming fleece fabric with brushed inner surface.
- Flatlocked seams prevent skin chafing.
- Ski-Doo screen print.



Black (90)

### NECK GAITOR 447841 • One size

- Neck gaitor to protect against the cold.
- 100% polyester.
- Spandex binding and elastic at back for a better fit.
- Anti-pilling fleece.

**UNISEX**



Black [90], Green [70], Ivory [97], Orange [12]

**SHORT ROLL KNIT BEANIE**

454812 • One size

- Minimalist beanie to keep warm in style.
- 100% acrylic.
- Short roll beanie.
- Foldover cuff.
- Ski-Doo fold up label at front.



Black [90], Green [70], Purple [40]

**CHUNKY BEANIE**

454832 • One size

- Chunky knit beanie for everyday wear.
- 100% acrylic.
- Ski-Doo patch sewn at front.



Ice [38], Orange [12], Yellow [10]

**POM-POM HAT**

454816 • One size

- Lifestyle hat with pom-pom to keep warm in style.
- 100% acrylic.
- Knitted hat with microfleece lining.
- Ski-Doo fold up label at back.



Charcoal Grey [07], Navy [89]

**INSULATED EARFLAP CAP**

454822 • One size

- Perfect mix between a hat and a cap for protection from the sun while keeping warm.
- Ideal to wear during cold days.
- Corduroy fabric and microfleece lining.
- Flex fit at back.
- Foldable insulated earflap with adjustment cord.
- Ski-Doo patch centered at front.



Burgundy [35], Navy [89]

**QUILTED TRAPPER HAT**

454856 • S/M, L/XL

- Perfect mix between a hat and a cap for protection from the sun while keeping warm.
- 100% polyester.
- Quilted fabric and microfleece lining.
- Foldable insulated earflap with snap button.
- Inner sweat-band.
- Inner Ski-Doo logo visible at back when folded.



Green [70], Wine [32]

**FASHION COLORBLOCKED 5 PANEL CAP**

454795 • One size

- New stylish 5 panel cap.
- Perfect to wear every day.
- 100% polyester.
- Heathered felt material.
- Adjustments at back.



Grey [09]

**FLAT BRIM CAP**

454798 • One size

- Fitted cap with vintage Ski-Doo embroidery at front.
- Perfect to wear every day.
- Flat brim.
- Elastic band ensuring comfort and stability.
- Small Ski-Doo embroidery at back.



Black [90], Navy [89]

**FLEX FIT CAP**

454796 • S/M, L/XL, 2XL

- New Flex Fit Cap.
- Perfect to wear every day.
- Ski-Doo patch centered at front.
- Curved brim.
- Adjustments at back.
- Small Ski-Doo embroidery at back.



Bronze [92], Yellow [10]

**CURVED CAP**

454807 • One size

- Fashion curved cap.
- Perfect to wear every day.
- Vertical Ski-Doo embroidery at front.
- Curved brim.
- Plastic adjustment at back.
- Ski-Doo fold up label at back.

**UNISEX**



Green [70], Smoke [57], Ivory [97]

**DAD CAP**

454815 • One size

- Dad cap with Ski-Doo embroidery at front.
- Perfect to wear every day.
- Ski-Doo embroidery at front and quote at back.
- Adjustment at back.

**MEN'S**



Black [90]

**ACTIVE BALACLAVA SOLID**

448729 • One size

- Balaclava that provides warmth and breathability.
- Use on trails.
- 91% polyester, 9% spandex.
- Stretch, antibacterial fabric with brushed inner surface.
- Moisture-wicking anti-odor treatment.
- Flatlocked seams prevent skin chafing.
- Non-branded.



Black [90], Bronze [92]

**EXPLORER HAT**

454821 • S/M, L/XL

- Insulated hat for optimized warmth.
- 90% polyester, 10% wool.
- Lined with sherpa.
- Ski-Doo fold up label at back.
- Adjustable clip attachment.

**WOMEN'S**



Brick Red [33], Ice [38], Purple [40]

**WOMEN'S POM-POM BEANIE**

454814 • One size

- Pom-Pom beanie to keep warm in style.
- 100% acrylic.
- Micro-fleece lining.
- Pom-pom.





# SIZING CHART

## HOW TO MEASURE

- For best results, have someone else take your measurements.
- Measure body in underwear.
- Tape must be snug but not tight.
- If measurements fall between two sizes, order the larger size.

**HEIGHT:** Without shoes, standing with heels and back against a wall.

**HEAD/HELMET:** Around your head, from the center of the forehead, above the ears and over the natural bump at the back of the head.

**ARM LENGTH:** Let the hands hang down on the side in a slightly bent position. Measure from the center of the back of your neck, along the length of your arm, to the wrist.

**CHEST/BUST:** Measure under your arms, around the fullest part of your chest.

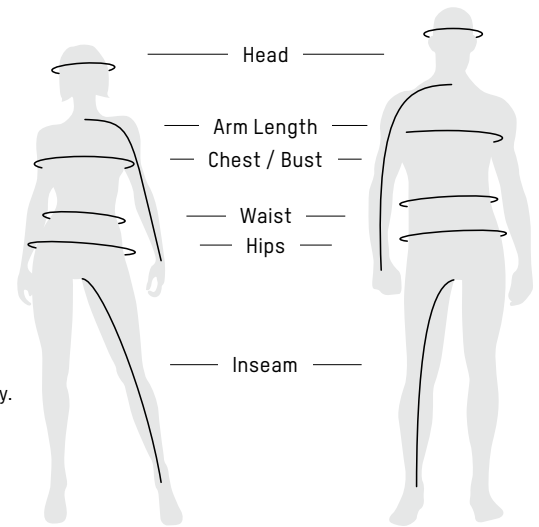
**WAIST:** Measure around your natural waistline, keeping one finger between the tape and body.

**HIPS:** Across the fullest part of the seat.

**INSEAM:** Without shoes, from crotch to the floor.

**GLOVES:** Measure palm width.

**BOOTS:** Foot length from heel to toe.



### // WHAT CODE REPRESENTS YOUR SIZE?

1. Find your size.
2. The corresponding code is **THE CODE** you use to complete the part number on your order.  
**Example:** 440227\_\_90  
Size: M = Code "06", therefore 4402270690

SIZE	CODE	SIZE	CODE	SIZE	CODE	SIZE	CODE	SIZE	CODE	SIZE	CODE	SIZE	CODE
One Size	00	L	09	3XL	17	5	24	13	33	10-12	49		
XS	02	LT	10	4XL	18	6	25	14	34	14-16	50		
SS	03	XLS	11	4XL	19	7	27	16	35	S/M	72		
S	04	XL	12	5XL	88	8	28	18	78	M/L	91		
MS	05	XLT	13	1	20	9	29	3-4	79	L/XL	73		
M	06	2XL	14	2	21	10	30	5-6	52				
MT	07	2XLT	15	3	22	11	31	6-8	48				
LS	08	3XL	16	4	23	12	32	7-8	54				

### OUTER, MID & BASE LAYERS + SPORTSWEAR

	MEN'S - REGULAR 5'7" - 6'0"										TALL 6'1" - 6'4"						SHORT 5'6" AND BELOW			
	XS	S	M	L	XL	2XL	3XL	4XL	5XL		MT	LT	XLT	2XLT	3XLT	4XLT	SS	MS	LS	XLS
Chest	32-34	35-37	38-40	42-44	46-48	50-52	54-56	58-60	62-64		38-40	42-44	46-48	50-52	54-56	58-60	35-38	38-41	41-45	45-49
Waist	26-28	29-31	32-34	36-38	40-42	44-46	48-50	52-54	56-58		32-34	36-38	40-42	44-46	48-50	52-54	29-32	32-35	35-39	39-43
Hips (Seat)	32-34	35-37	38-40	42-44	46-48	50-52	54-56	58-60	62-64		38-40	42-44	46-48	50-52	54-56	58-60	35-38	38-41	41-45	45-49
Arm Length	30	31	32	33	34	35	35	36	36		33½	34½	35½	36½	36½	37½	29½	30½	31½	32½
Inseam	31	31½	32	32	32	32	32	32	32		34	34	34	34	34	34	29½	30	30	30

	WOMEN'S - REGULAR 5'3" - 5'8"							TALL 5'9" - 6'0"			PLUS SIZE				SHORT 5'2" AND BELOW			
	XS	S	M	L	XL	2XL	3XL	MT	LT	XLT	X	1X	2X	3X	SS	MS	LS	XLS
Chest	33-35	35-37	37-39	40-42	44-46	48-50	52-56	37-39	40-42	44-46	43-46	46-49	50-53	54-57	35-37	37-40	40-43	43-47
Waist	27-29	29-31	31-33	34-36	38-40	42-44	46-50	31-33	34-36	38-40	37-40	40-43	44-47	48-51	29-31	31-34	34-37	37-42
Hips (Seat)	36-38	38-40	40-42	43-45	47-49	51-53	55-59	40-42	43-45	47-49	45-48	48-51	52-55	56-59	38-40	40-43	43-46	46-50
Arm Length	29	30	30	31	31	32	32	32	32½	33	31	31	32	32	28½	28½	29½	29½
Inseam	30	30	30	30	30	30	30	32	32	32	30	30	31	31	28	28	28	28

	JUNIOR													
	2	3	4	5	6	7	8	10	12	14	16	18		
Height	2'11"	3'2"	3'5"	3'8"	3'11"	4'2"	4'5"	4'8"	4'11"	5'2"	5'5"	5'8"		
Chest	21	22	23	24	25	26	27	28½	30	31½	33	35		
Waist	20	20½	21	21½	22	22½	23	24	25	26	27	29½		
Hips (Seat)	21	22	23	24	25	26	27	28½	30	31½	33	36½		
Arm Length	15½	17	18½	20	21½	23	24½	28½	30	31½	33	33½		
Inseam	13½	15½	17½	19½	21	22½	24½	26½	28	29½	31	31½		

### BOOTS

	MEN'S / UNISEX										WOMEN'S				
	5	6	7	8	9	10	11	12	13		6	7	8	9	10
EU-Unisex Shoe Size	37	38	39.5	41	42	43	44.5	46	47		35.5	37	38	39.5	41
Foot (in.)	9	9½	9½	10	10½	10½	11	11½	11½		8½	9	9½	9½	10
Foot (cm)	23	24	24.5	25.5	26.5	27	28	29	29.5		22	23	24	24.5	25.5

### GLOVES & MITTS

	MEN'S							WOMEN'S					KIDS'				
	XS	S	M	L	XL	2XL	3XL	XS	S	M	L	XL	2XL	2	4	6	
Palm (in.)	3	3¼	3½	4	4½	5	5½	2½	2¾	3	3½	4	4½				
Palm (cm)	7.5	8	9	10	11.5	13	14	6	7	8	9	10	11.5	Hand circumference (in.)	4½-5	5-5½	5½-5¾
														Hand length (in.)	4-4½	4½-4¾	4¾-5

### HELMETS

	MEN'S & WOMEN'S						
	XS	S	M	L	XL	2XL	3XL
Head (in.)	20½-21½	21½-22	22½-22¾	23½-23¾	24-24¾	24¾-25½	25½-25¾
Head (cm)	53-54	55-56	57-58	59-60	61-62	63-64	65-66

### SOCKS

	MEN'S			KIDS	
	S	M	L	S/M	L/XL
Men's	—	6-9½	10-13	9½-12½	13-3
Women's	4-8	8½-12	—		





# BRP REIMAGINES THE WAY YOU ACCESS YOUR WORLD

Ski-Doo is one of many success stories from BRP, the global company behind some of the most daringly innovative products and experiences that move you. Because it's not about the destination, it's about the journey — yours.

Discover our brands:

***ski-doo*** ***LYNX*** ***SEA-DOO*** ***Can-am*** ***ROTAX*** ***ALUMACraft*** ***MANITOU*** ***QUINTREX***

[www.brp.com](http://www.brp.com)





// [SKI-DOO.COM](http://SKI-DOO.COM)

